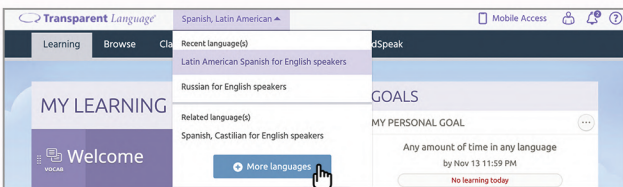


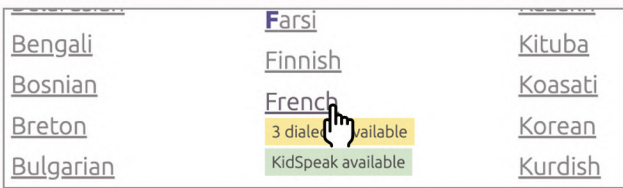


1. **Sign in** to Transparent Language Online.

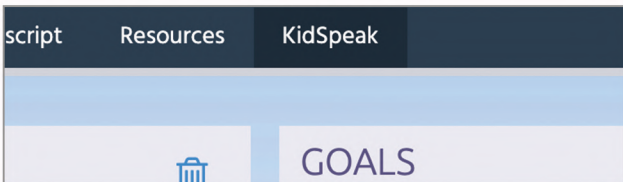
Access to KidSpeak requires a Transparent Language Online account. To register as a Transparent Language Online user, please speak with your local organization (public or academic library) for more information on how to sign up.



2. If you have not already done so, **set your learning language** to the language in which you want to use KidSpeak. (To do so, click the language dropdown in the upper left corner and select "More languages", then select the KidSpeak language on the Choose a Language screen.)



*Please note that KidSpeak is only available for Chinese, English, French, German, Italian, and Spanish.*



3. Once you have selected your language, **click the "KIDSPEAK" tab** at the top of the screen to launch KidSpeak.



4. Have fun learning!

