



ENVIRONMENT/CLIMATE ACTION/EMERGENCY SERVICES/RURAL BROADBAND

MANAGEMENT REPORT OF THE CHIEF EXECUTIVE TO: NORTHERN COMMITTEE – JANUARY 2024.

| <i>Environmental Enquiries & Incident Reports. How to contact us:</i> | | |
|---|--|--|
| Subject | Email | Phone |
| Civic Amenity Sites & Recycling | recycling@corkcoco.ie | (021) 4285518 |
| Waste & Litter complaints | antilitterunit@corkcoco.ie | (021) 4285518 |
| Other Waste Enquiries | antilitterunit@corkcoco.ie | (021) 4532700 |
| Water, Air, Noise, Agric, other... | environ@corkcoco.ie | (021) 4532700 |
| Veterinary/Animal Welfare | vets@corkcoco.ie | (021)4285405 |
| Access to Information on the Environment (AIE) | aie.requests@corkcoco.ie | (021) 4532700 |
| You can also make a range of environmental enquiries and reports via YourCouncil.ie | | |

LOUIS DUFFY
DIRECTOR OF SERVICE
DATE: JANUARY 2024.

Environment/Climate Action/Emergency Services/Rural Broadband

| | |
|--|-----------|
| 1. PART 1 NEWS & UPDATES | 5 |
| 1.1. CLIMATE ACTION | 5 |
| 1.1.1 CLIMATE ACTION UPDATE | 5 |
| 1.2. WASTE & LITTER | 6 |
| 1.2.1 BROWN BIN COLLECTION SERVICE AVAILABLE TO ALL FROM JANUARY 2024. | 6 |
| 1.2.1 NATIONAL END OF WASTE CRITERIA OR RECYCLED AGGREGATE | 7 |
| 1.2.2 NATIONAL BY-PRODUCT CRITERIA FOR SITE-WON ASPHALT | 7 |
| 1.3. WATER QUALITY | 8 |
| 1.3.1 NEW GRANT SCHEMES FOR SEPTIC TANKS IN 2024. | 8 |
| 1.4. AIR QUALITY | 9 |
| 1.4.1 PROTECT YOUR HEALTH THIS HEATING SEASON. | 9 |
| 1.4.2 SALE OF NON-COMPLIANT SOLID FUEL REMAINS AN ISSUE. | 9 |
| 1.5. COMMUNITY ENVIRONMENTAL AWARENESS PROGRAMMES | 10 |
| 1.5.1 CLOTH NAPPY SCHEME | 10 |
| 1.5.2 NEW RECYCLING INITIATIVE FEBRUARY '24. | 11 |
| 1.6. NATIONAL BROADBAND PLAN (NBP) | 12 |
| 1.6.1 FIBRE ROLL-OUT (BCPS) | 12 |
| 1.6.2 BROADBAND CONNECTION POINTS | 15 |
| 1.7. EMERGENCY SERVICES | 17 |
| 1.7.1 EXTERNAL EMERGENCY PLAN TEST-ZENITH ENERGY BANTRY BAY TERMINAL LTD | 17 |
| 1.7.2 SEVERE WEATHER- ORGANISATIONAL EMERGENCY RESPONSE SYSTEMS | 18 |
| 2. WORK PROGRAMME REPORTS FOR Q4 2023 | 19 |

Environment/Climate Action/Emergency Services/Rural Broadband

| | |
|---|-----------|
| 2.1. FIRE AND BUILDING CONTROL | 19 |
| 2.1.1 FIRE OPERATIONS FOR Q4. | 19 |
| 2.1.2 FIRE PREVENTION | 20 |
| | |
| 2.2. WATER | 24 |
| 2.2.1 PUBLIC DRINKING WATER | 24 |
| 2.2.2 PRIVATE DRINKING WATER COMPLIANCE MONITORING | 24 |
| 2.2.3 BATHING WATER COMPLIANCE PROGRAMME 2022 | 25 |
| 2.2.4 BATHING WATER QUALITY STATUS FOR IDENTIFIED & BLUE FLAG BEACHES | 25 |
| 2.2.5 BATHING WATER QUALITY STATUS FOR GREEN COAST AWARDS & CANDIDATE BEACHES | 26 |
| 2.2.6 AGRICULTURAL INSPECTION PROGRAM | 27 |
| 2.2.7 SEPTIC TANKS INSPECTION PROGRAMME 2023. | 28 |
| 2.2.8 UPDATE ON SEPTIC TANK INSPECTION PROGRAM 2013 – 2023 | 29 |
| 2.2.9 UPDATE ON TRACKING OF COMPLIANCE WITH ADVISORY NOTICES 2013 – 2023 | 29 |
| 2.2.10 DWWTS GRANT PAYMENTS BY CORK COUNTY COUNCIL (TO 30/09/2023) | 30 |
| 2.2.11 PUBLIC MUNICIPAL WASTEWATER SAMPLING PROGRAMME | 31 |
| 2.2.12 TRADE WASTEWATER DISCHARGE LICENSE INSPECTION PROGRAM – S4 DISCHARGES TO WATER | 31 |
| | |
| 2.3. AIR & NOISE | 34 |
| 2.3.1 NUMBERS OF LICENSES UNDER AIR POLLUTIONS ACTS AND RELATED REGULATIONS | 34 |
| 2.3.2 INSPECTIONS UNDER AIR POLLUTION ACTS AND RELATED REGULATIONS | 36 |
| 2.3.3 SOLID FUEL REGULATION INSPECTION PROGRAM | 36 |
| 2.3.4 SOLID FUEL REGULATIONS -MOBILE/MULTI-AGENCY CHECKPOINTS | 37 |
| | |
| 2.4. WASTE | 38 |
| 2.4.1 INSPECTIONS 1 ST OCTOBER TO 31 ST DECEMBER 2023. | 38 |
| 2.4.2 CIVIC AMENITY SITES (Q4 2023 DATA NOT YET AVAILABLE) | 39 |
| 2.4.3 BRING SITES (Q4 2023 DATA NOT YET AVAILABLE) | 40 |
| 2.4.4 DECISIONS MADE WASTE FACILITY PERMIT & WASTE CERT OF REGISTRATION APPLICATIONS JULY 1 ST – SEPTEMBER30 TH | 41 |
| 2.4.5 LITTER FINES - ENVIRONMENT DIRECTORATE LITTER WARDENS YTD 2023 | 42 |
| 2.4.6 LITTER FINES BY CATEGORY - ENVIRONMENT DIRECTORATE LITTER WARDENS | 42 |

Environment/Climate Action/Emergency Services/Rural Broadband

| | | |
|--|---|-----------|
| 2.4.7 | <i>LITTER FINES - MUNICIPAL DISTRICT LITTER WARDENS YTD 2023 (DATA NOT AVAILABLE)</i> | 43 |
| 2.4.8 | <i>ANTI LITTER UNIT & OTHER ENVIRONMENTAL COMPLAINTS BY TYPE</i> | 43 |
| 2.4.9 | <i>ANTI LITTER UNIT & OTHER ENVIRONMENTAL COMPLAINTS BY MDC</i> | 44 |
| 2.4.10 | <i>TOTAL PROSECUTIONS (UNDER WMA 1997)</i> | 45 |
| 2.5. VETERINARY & FOOD SAFETY | | 45 |
| 2.5.1 | <i>NO. OF DOG LICENCES ISSUED</i> | 45 |
| 2.5.2 | <i>NUMBER OF LIFETIME DOG LICENSES PURCHASED OVER PAST 10 YEARS.</i> | 46 |
| 2.5.3 | <i>NO. OF DOG FINES ISSUED</i> | 46 |
| 2.5.4 | <i>NO. OF REGISTERED DOG BREEDING ESTABLISHMENTS</i> | 46 |
| 2.5.5 | <i>APPROVED/REGISTERED FOOD PREMISES</i> | 47 |
| 2.5.6 | <i>CONTROL OF HORSES</i> | 47 |
| 2.6. ENERGY MANAGEMENT | | 48 |
| 2.6.1 | <i>SEAI</i> | 48 |
| 2.6.2 | <i>ENERGY EFFICIENCY STATUS 2030 (PRELIMINARY)</i> | 48 |
| 2.6.3 | <i>ENERGY MANAGEMENT ACTION PLANS 2023</i> | 49 |
| 2.6.4 | <i>IMPORTANT DATES</i> | 51 |
| 2.6.5 | <i>ISO 50001</i> | 51 |
| 2.6.6 | <i>SIGNIFICANT ENERGY USERS (SEU)</i> | 52 |
| 2.6.7 | <i>ENERGY EFFICIENCY STATUS</i> | 52 |

1. Part 1 News & Updates

1.1. Climate Action

1.1.1 Climate Action Update

Climate Action Plan

The Chief Executive's Report on Submissions Received to the **Cork County Council Draft Climate Action Plan 2024-2029** will be circulated to elected members on the 12th January next, together with Strategic Environmental Assessment and Appropriate Assessment screening reports of proposed modifications and the Draft Climate Action Plan showing proposed modifications. The elected members have up to 6 weeks to consider this Chief Executive's Report, in accordance with the requirements of the Climate (Amendment) Act 2021. Elected members must adopt the final plan within six weeks of receipt of this documentation being circulated. The Elected Members will be briefed on the 19th of January 2024 to provide an overview of the Chief Executive's Report.

Community Climate Action Programme (CCAP)

Cork County Council launched the Community Climate Action Programme (CCAP) on Wednesday 13th December 2023, and a call for applications is open for a period of 12 weeks, closing on **Wednesday 6th March 2024 at 16:00**. The CCAP is designed to provide targeted funding for community groups through a competitive application process to deliver community climate action. Eligible community organisations can apply **for up to 100% funding** across three categories: (i) small scale projects: less than €20,000, (ii) medium scale projects: €20,000 to €50,000, and (iii) large scale projects: €51,000 to €100,000. Further details regarding eligibility and requirements can be found [here](#).

1.2. Waste & Litter

1.2.1 Brown Bin Collection Service available to all from January 2024.

From **January 2024**, new legislation means every household with a waste collection service is entitled to a brown bin collection from their service provider.

Up until now, only approximately 69% of households in Ireland up have been able to avail of a food waste collection service from their waste service collector. [Mywaste.ie](https://www.mywaste.ie) is encouraging everyone who does not already have the service to contact their waste collector and request a brown bin service in 2024, because *“you’re never too remote to recycle!”*

A brown bin service accepts all types of food including raw and cooked meat and fish, plate scrapings, along with fruit and vegetable peelings. Other items that can go into the brown bin include food-soiled paper napkins, paper towels, pizza boxes as well as grass clippings and light garden waste. There is lots of information available at <https://www.mywaste.ie/brown-bin-service/>

[Click here](#) to watch this video on how to recycle your food.

(01_2024_N)



1.2.2 National End of Waste Criteria or Recycled Aggregate

The EPA published the National End of waste Criteria for Recycled Aggregates in October last. The decision applies to aggregates recycled from construction and demolition waste, including soil and stone, concrete bricks and ceramics. The criteria will allow waste to be reclassified as a product on the market.

The decision will keep materials in use for longer and help towards our circular economy and green public procurement targets by using recycled materials in road construction and general fill. The replacement of virgin aggregates with recycled aggregates will increase recycling in the construction and demolition sectors.

Further details can be found on the link below:

<https://www.epa.ie/publications/licensing--permitting/waste/-national-end-of-waste-criteria-recycled-aggregates.php>



(01_2024_N)

1.2.1 National By-Product Criteria for Site-Won Asphalt

In November last the EPA also published the National By-Product Criteria for Site-Won asphalt (e.g. road planings) which became effective immediately.

These criteria allow for the classification of road planings as a by-product, meaning it is not waste. The by-product can subsequently be used or placed on the market in the same way as virgin material. These criteria support waste prevention and facilitate the reuse of materials in new construction projects, in line with circular economy objectives.

Construction and Demolition waste accounts for over 50% of all waste in Ireland and the National decision aims to reduce waste in the road construction industry. This means that road planings are no longer considered a waste if used in accordance to the criteria. The elimination of a case-by-case assessment carried out by the EPA is welcomed as it will set a level playing field for all stakeholders and will encourage more stakeholders to participate.

Further details can be found on the link below:

<https://www.epa.ie/publications/licensing--permitting/waste/consultation-paper-regulation-277-national-by-product-criteria-for-road-planings-used-in-rap-plants.php>

(01_2024_N)

1.3. Water Quality

1.3.1 New Grant Schemes for Septic Tanks in 2024.

The Minister for Housing, Local Government and Heritage, Darragh O'Brien, recently announced changes to domestic wastewater treatment systems grants, (commonly known as septic tank grants), in a [press release](#) on 4th November 2023.

The new regulations introduce the following changes;

- Increase in maximum grant payable from €5,000 to €12,000,
- The requirement to have the septic tank system registered before the 1st February 2013 has been removed,

There is no change in other eligibility criteria i.e

- *The system must have been inspected by Cork County Council under the EPA's National Inspection Plan (136 inspections to be undertaken in Cork County this year)*
- **Or Be** located in a [Priority Area for Action \(PAA\)](#)
- or [High Status Objective Catchment Areas](#)

Note, there is no grant available for works costing less than €750 in Priority Areas for Action and High-Status Areas.

It is anticipated that the next national River Basin Management Plan, the publication of which is overdue may expand the areas covered by PAAs and High-Status Objective Catchments

[Domestic Wastewater Grant Schemes](#)

Or contact Septictankgrants@corkcoco.ie



(12_2023_W)

1.4. Air Quality

1.4.1 *Protect your health this heating season.*

As we are now in the midst of the heating season, we'd like to remind councillors that the national ban on the burning of smoky solid fuels including coal, wet timber and other smoky fuels has been in place for over a year.

This is primarily a public health initiative aimed at improving air quality both indoors and outside. Particulate matter emissions from solid fuel burning have a proven harmful impact on health, contributing to heart attacks and strokes as well as significantly compromising the quality of life for people suffering from respiratory conditions such as asthma.

This heating season we're asking elected members to

- To assist in promoting the clean air message,
- to encourage householders to use alternative heating systems where possible,
- and where there is no alternative to promote the use of approved solid fuels only,

1.4.2 *Sale of Non-Compliant solid fuel remains an issue.*

The Environment Directorate recently undertook a county-wide market surveillance exercise alongside its regular programme of inspections of solid fuel retailers. While most retailers are compliant and sell only approved fuels, we have uncovered evidence of the sale and transport of unapproved fuels, particularly bituminous (smoky) coal. Some of the non-compliant retailers identified are in North Cork.

Although this illegal trade is confined to a small number of operators, it is damaging to compliant operators who are losing customers and revenue. The fact that much of this smoky coal is being sourced in Northern Ireland and is being transported all the way to Cork without payment of VAT or Carbon Tax allows non-compliant operators to undercut legitimate traders.

The Environment Directorate will continue to monitor closely and will initiate enforcement action as necessary, and we will also co-ordinate with Revenue & Customs services as appropriate. Anyone wishing to report the transport and or sale of unapproved fuels can do so by email to environ@corkcoco.ie, by telephone to (021) 4532700 or online at YourCouncil.ie.



(01_2024_N)

(01_2024_N)

1.5. Community Environmental Awareness Programmes

1.5.1 Cloth Nappy Scheme

Cork County Council are collaborating with Cork City Council, Cork University Maternity Hospital (CUMH) and Voice Ireland to support parents in making a move from disposable nappies to reusable cloth nappies.

The Cloth Nappy Incentive Scheme supports the use of reusable nappies among families who could not otherwise have considered trying them owing to the upfront costs in buying the nappies! The scheme was established by VOICE with funding provided by the Environmental Protection Agency- a very successful pilot has already been run in Dublin.

On a completely voluntary basis, a number of CUMH patients will be offered a cloth nappy starter kit worth €100. Support will also be provided to the recipients and feedback on their experience will also be gathered.

A baby uses between 4,000 and 4,500 nappies before potty training at roughly 2.5 years and the UNEP reported in 2021 that disposable nappies are one of the biggest contributors to plastic waste globally.

For more information visit <https://www.voiceireland.org/campaign/cloth-nappy-incentive-scheme>.

FREE cloth nappy starter pack available to CUMH patients!

The starter pack contains 10 modern cloth nappies (suitable from 10lbs to potty training), 12 cloth wipes and a storage bag.

APPLY NOW!

<https://www.voiceireland.org/cloth-nappy-incentive-scheme>

This is a positive climate action for you and your baby!

(12_2023_W)

1.5.2 New recycling initiative February '24.

Ireland will soon be introducing a Deposit Return Scheme.

From February 2024, when you buy a drink in a plastic bottle, aluminium or steel can that feature the Re-turn logo, you will pay a small deposit in addition to the price of the drink.

When you return your empty, undamaged container to any retail outlet, you will get your deposit back in full.

[Click here for more information](#)



(01_2024_N)

1.6. National Broadband Plan (NBP)

1.6.1 Fibre Roll-out (BCPs)

NBI rely on their parent website at <https://nbi.ie/> to provide information on the National Broadband Contract. Websites <https://nbi.ie/where-are-we-working/> and <https://nbi.ie/nbp-project-progress/> provides greater detail on the roll-out progress to premises across the Intervention Areas.

NBI continue to operate a dedicated e-mail service at reps@nbi.ie for Elected Representative queries and news items are published at <https://nbi.ie/news/updates/>. NBI advise of issuing news items direct to relevant Elected Representatives.

The DECC update on the delivery of the National Broadband Plan - January 2023 can be accessed at <https://www.gov.ie/en/press-release/15384-update-on-the-delivery-of-the-national-broadband-plan-january-2023/> and a screengrab from the NBI website at <https://nbi.ie/nbp-project-progress/> identifies that fibre deployment to 205K properties will be completed by end 2023. NBI presently advise that this target will be exceeded.

Network build is substantially complete in Carrigaline, Midleton, Youghal, Rathmore, Templemartin as well as the Hare and Long Island DA's. Deployment in the Tallow, Fermoy and Kanturk DA's is ongoing. Survey works in the Kilcrohane DA is about to commence before Christmas. Approx. 81,000 premises across Cork County will ultimately benefit from access to high-speed broadband constructed under the National Broadband Contract and it is estimated 76,000 of these premises are in the Cork County areas.

An overview of planned NBI broadband roll-out activity across the county can be captured from the <https://nbi.ie/where-are-we-working/> website. Website <https://nbi.ie/where-are-we-working/> can be hovered over to identify status of the individual DA's. An overview of the present status and the roll-out per Deployment Area is presented below.



Environment/Climate Action/Emergency Services/Rural Broadband

| Deployment Area | Status | Anticipated Date for Connection | Property No.s @ SURVEY_PENDING | Property No.s @ SURVEY_UNDERWAY | Property No.s @ SURVEY_COMPLETE | Property No.s @ NETWORK_BUILD_IN_PROGRESS | Property No.s @ READY_FOR_SERVICE |
|-------------------------------|------------------------------|---------------------------------|--------------------------------|---------------------------------|---------------------------------|---|-----------------------------------|
| ABBEYFEALE | Survey Complete | July 2025 - December 2025 | | | 45 | | |
| BALLINGEARY | Survey Pending | January 2026 - December 2026 | 858 | | | | |
| BANTRY | Survey Pending | January 2026 - December 2026 | 3,792 | | | | |
| Bere Island (CK) | Survey Pending | October 2025 - December 2025 | 248 | | | | |
| Cape Clear/Sherkin Island (C) | Survey Pending | March 2025 - May 2025 | 124 | | | | |
| CARRIGALINE | Available to Order/Pre-Order | Available to Order/Pre-Order | | | | | 3,653 |
| CARRIGANIMMY | Survey Pending | January 2026 - December 2026 | 4,096 | | | | |
| CHARLEVILLE | Survey Pending | January 2026 - December 2026 | 2,261 | | | | |
| CLONAKILTY | Network Build in Progress | July 2025 - December 2025 | | | | 5,795 | |
| DUNMANWAY | Survey Pending | January 2026 - December 2026 | 4,366 | | | | |
| Dursey Island (CK) | Survey Complete | July 2025 - September 2025 | | | 18 | | |
| EYERIES | Survey Complete | January 2025 - June 2025 | | | 1,489 | | |
| FERMOY | Network Build in Progress | January 2025 - June 2025 | | | | 3,695 | |
| GRENAGH | Survey Pending | January 2026 - December 2026 | 4,183 | | | | |
| Hare Island (CK) | Available to Order/Pre-Order | Available to Order/Pre-Order | | | | | 59 |
| Horse Island (CK) | Survey Complete | July 2026 - September 2026 | | | 7 | | |
| KANTURK | Network Build in Progress | October 2024 - December 2024 | | | | 3,888 | |
| KILCROHANE | Survey Pending | January 2026 - December 2026 | 469 | | | | |
| KILLAVULLEN | Survey Complete | January 2026 - December 2026 | | | 3,252 | | |
| KINSALE | Survey Complete | January 2026 - December 2026 | | | 3,557 | | |
| LAURAGH | Survey Complete | January 2025 - June 2025 | | | 401 | | |
| Long Island (CK) | Available to Order/Pre-Order | Available to Order/Pre-Order | | | | | 27 |
| MEELIN | Survey Complete | January 2026 - December 2026 | | | 2,050 | | |
| MIDDLETON | Available to Order/Pre-Order | Available to Order/Pre-Order | | | | 165 | 8,733 |
| MITCHELSTOWN | Survey Complete | January 2026 - December 2026 | | | 1,644 | | |
| RATHMORE | Available to Order/Pre-Order | Available to Order/Pre-Order | | | | 5 | 2,098 |
| SCHULL | Survey Pending | January 2026 - December 2026 | 2,319 | | | | |
| SKIBBEREEN | Survey Complete | January 2026 - December 2026 | | | 3,663 | | |
| TALLOW | Network Build in Progress | July 2024 - September 2024 | | | | 390 | |
| TEMPLEMARTIN | Available to Order/Pre-Order | Available to Order/Pre-Order | | | | 162 | 5,775 |
| YOUGHAL | Available to Order/Pre-Order | Available to Order/Pre-Order | | | | 196 | 2,139 |

Tabular Representation of NBI Deployment across DA's

Environment/Climate Action/Emergency Services/Rural Broadband

1.6.2 Broadband Connection Points

A total of 25 BCP's are now completed across the county and are operational. Remote working is being accommodated at a number of BCP's.

The Council continues to support the Broadband Connection Points (BCPs) initiative and is co-funding the monthly broadband retail service costs at BCP's in association with Dept. Rural and Community Development. Many of the BCP's availed of Town and Village funding support to purchase furniture and fittings to enhance remote working opportunities.

Centres across the county hosting BCP sites will benefit to amounts of €320K following successful applications under the Community Centre Investment Fund grant scheme aimed at upgrading and development of community centre facilities which had become aged and dilapidated over time. The successful groups are:

| | |
|--|-------------|
| Aubane Community School, Millstreet | €16,000.00 |
| Bere Island Old School Heritage Complex | €25,000.00 |
| Castlelyons Community Centre | €22,628.25 |
| Courtbrack Community Association, Gilough | €16,033.86 |
| Diarmuid O'Mathuna GAA club, Castletownkenneigh, Enniskean | €16,117.00 |
| Dromina Community Council Ltd, Newtownshandrum | €23,406.27 |
| Whitechurch & Waterloo Community Association Company | €100,000.00 |
| Riverstick Community Association | €100,916.73 |

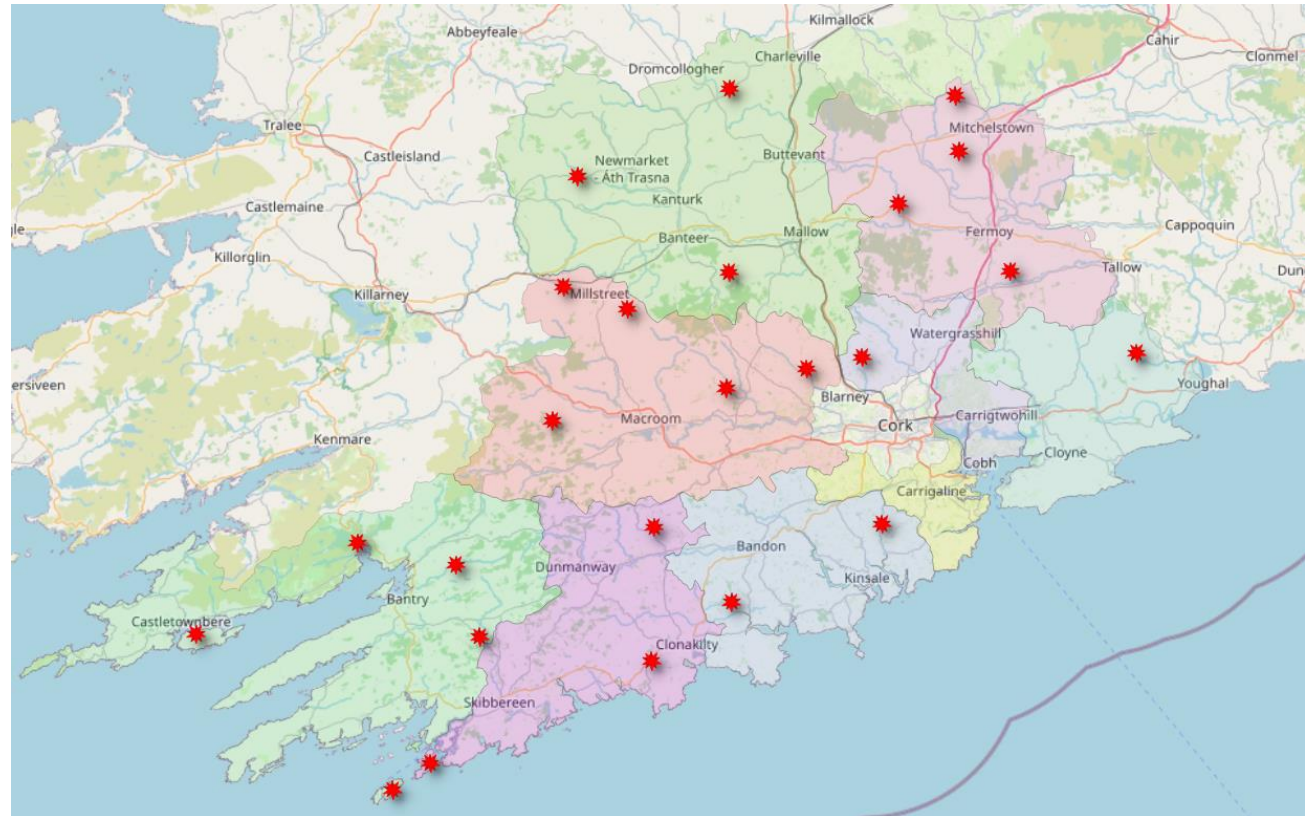
All projects funded under the Community Centre Investment Fund must be completed by March 2024 for drawdown of the approved funding.

Caheragh Community Hall was recently awarded €1,000 under the RISE Community Fund. The RISE Community Fund is supported by NBI and is aimed at addressing the rural digital divide. It awards grants of €1,000 each to empower local businesses, community groups and social enterprises to enhance their digital capacity. The Fund offers an immediate financial injection into the local community, boosting the digital ecosystem.

Environment/Climate Action/Emergency Services/Rural Broadband

The list of BCP's is categorized by MD as set out below:

- Bandon-Kinsale MD
 - Clogagh Community Hall and Riverstick Community Centre
- Cobh MD
 - Whitechurch Community Centre
- Fermoy MD
 - Ballindangan Community Centre, T.O Park Community & Sports Centre, Castlelyons Community Centre and The Old Mill, Castletownroche
- Kanturk-Mallow MD
 - Glash School Community Centre, Laharn Heritage Centre and The Old Schoolhouse, Dromina
- Macroom MD
 - Aghabullogue Community Centre, Aubane Community Centre, Ballydaly Community Hall, Courtbrack Community Centre and Ionadh Áise, Renaniree
- East Cork MD
 - Inch Community Centre
- West Cork MD
 - Bere Island Heritage Centre, Castletownkenneigh Community Centre, Clonakilty ETB, Coláiste Phobal Cléire, Lisavaird Community Centre, Mealagh Valley Community Centre and Sherkin Island Community Hall, Caheragh Community Centre and Glengarriff Community Centre.



(01_2024_N)

1.7. Emergency Services

1.7.1 External Emergency Plan Test-Zenith Energy Bantry Bay Terminal Ltd

The Zenith Energy Bantry Bay terminal is located on Whiddy Island, and plays a critical role in both National and European energy storage. The terminal currently operates 1.4 million m³ storage fuel capacity, with up to 70% of storage volumes allocated to the National Oil Reserves Agency. The site is considered an Upper-Tier establishment under the COMAH Regulations which requires that its External Emergency Plans be tested every three years.

A test of the Zenith Energy Bantry Bay Terminal Ltd External Emergency Plan took place at the Westlodge Hotel in Bantry on Tuesday 3rd October 2023. The exercise tested a major accident scenario by simulating an activation of the External Emergency Plan for the site. External Emergency Plans are specific Sub-Plans of the Major Emergency Plan of each Principal Response Agency, including Cork County Council.

The event was led by Cork County Council and was well supported by the Interagency Emergency Management Office, the Principal Response Agencies, the EPA, Bantry Inshore Search and Rescue Association, the Port of Cork and Zenith Staff.



(12_2023_W)

1.7.2 Severe Weather- Organisational Emergency Response Systems

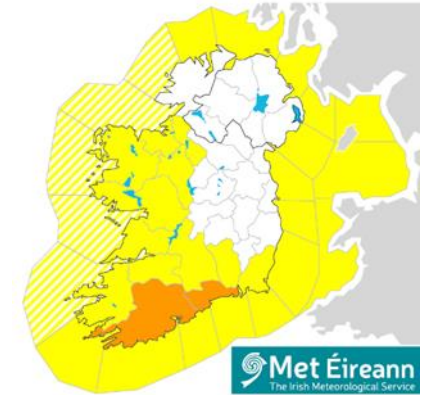
Following the receipt of Severe Weather Warnings, Cork County Council's Severe Weather Assessment Team (SWAT) convene to assess the likely level of response the situation requires based on the severity of the weather forecast and weather warnings, tidal surge warnings from the OPW, local knowledge of particular catchments and coastal areas, antecedent conditions, flood alerts from the ESB and/or information from any Flood Warning Systems in place. The situation is continuously assessed by Cork County Council throughout the duration of the severe weather alert.

Cork County Council's Crisis Management Team will be alerted in the event of the activation of the Flood Emergency Response Plan.

Inter-agency coordination will be established for severe weather events if deemed necessary. This may require the setting up of an On-Site Coordination Group (or Flood Operations Group). Off-site strategic support will be established by the Local Coordination Group in County Hall, if required.

Since the beginning of October the following groups met in response to Met Éireann Status National Orange & Red weather warnings that were issued:

- Cork County Council's SWAT convened six times
- Cork County Council's SWAT/ CMT convened seven times
- The Storm Babet On-site Coordination / Flood Operations Group convened six times
- The National Emergency Coordination Group (NECG) convened on five occasions
- The National Department for Fire & Emergency Management Crisis Management Team met on two occasions.
- Met Éireann provided four severe weather briefing.



(01_2024_N)

2. Work Programme Reports for Q4 2023

(DATA IS UP TO THE END OF Q3 UNLESS OTHERWISE STATED)

2.1. Fire and Building Control

2.1.1 Fire Operations for Q4.

| Fire Operations | |
|--|-------------|
| Total number of turnouts to fires | 232 |
| Average of turnout times | 308.61secs |
| Average of response times | 794.25secs |
| % of calls with a response time of less than 10 minutes | 34.91% |
| % of calls with a response time of between 10 and 20 minutes | 37.50% |
| % of calls with a response time greater than 20 minutes | 13.79% |
| Total number of turnouts to non-fire emergencies | 422 |
| Average of turnout times | 302.60secs |
| Average of response times | 1008.12secs |
| % of calls with a response time of less than 10 minutes | 27.25% |
| % of calls with a response time of less than 20 minutes | 35.07% |
| % of calls with a response time greater than 20 minutes | 22.51% |

2.1.2 Fire Prevention

Fire and Building Control Statistics Q3-2023

Fire Prevention

Fire Safety Certificates (FSC)

The following statistics relate to the number of Fire Safety Certificate applications received and the number of Fire Safety Certificate applications granted on a month-by-month basis during the period covered by this report. *(FSC received includes invalid applications. Decisions does not include invalidation)*

| Month | No. Fire Certificates received | No. Fire Certificates decided |
|---------------|--------------------------------|-------------------------------|
| October 2023 | 22 | 39 |
| November 2023 | 27 | 35 |
| December 2023 | 19 | 13 |
| Total | 68 | 87 |

Building Control

Commencement Notices and 7 Day Notices

The following statistics relate Commencement Notices (CN) submissions received on a the period covered by this

| Month | No. of Buildings covered by Valid Notices (CN + 7DN) | No. of Notices made valid (CN + 7DN) |
|---------------|--|--------------------------------------|
| October 2023 | 349 | 98 |
| November 2023 | 201 | 75 |
| December 2023 | 295 | 49 |
| Total | 845 | 222 |

to the number of valid & 7 Day Notices (7DN) month by month basis during report.

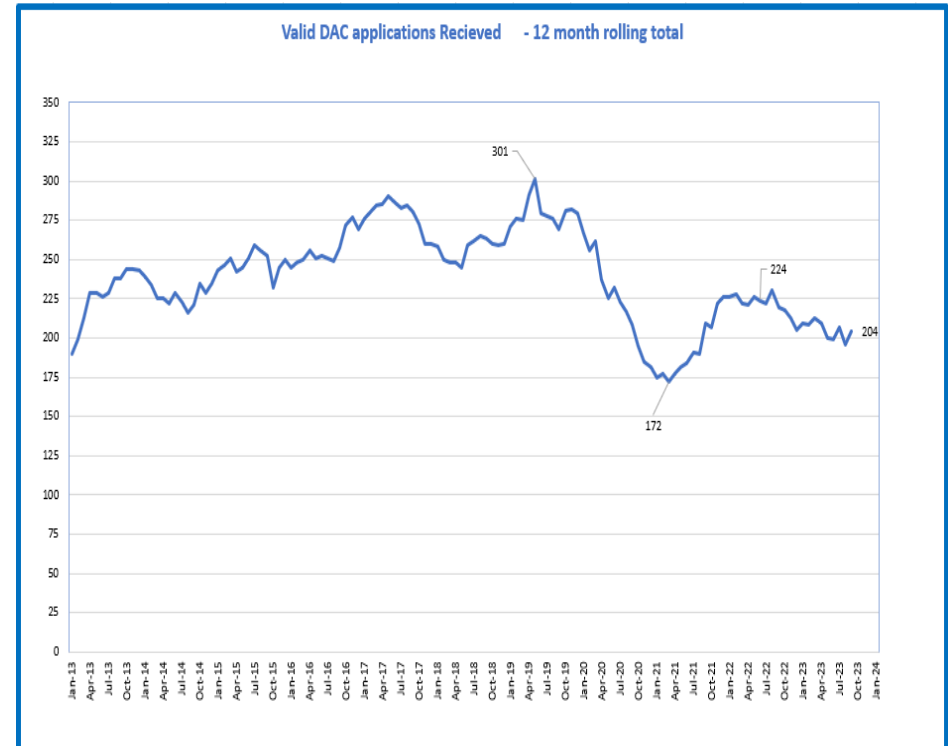
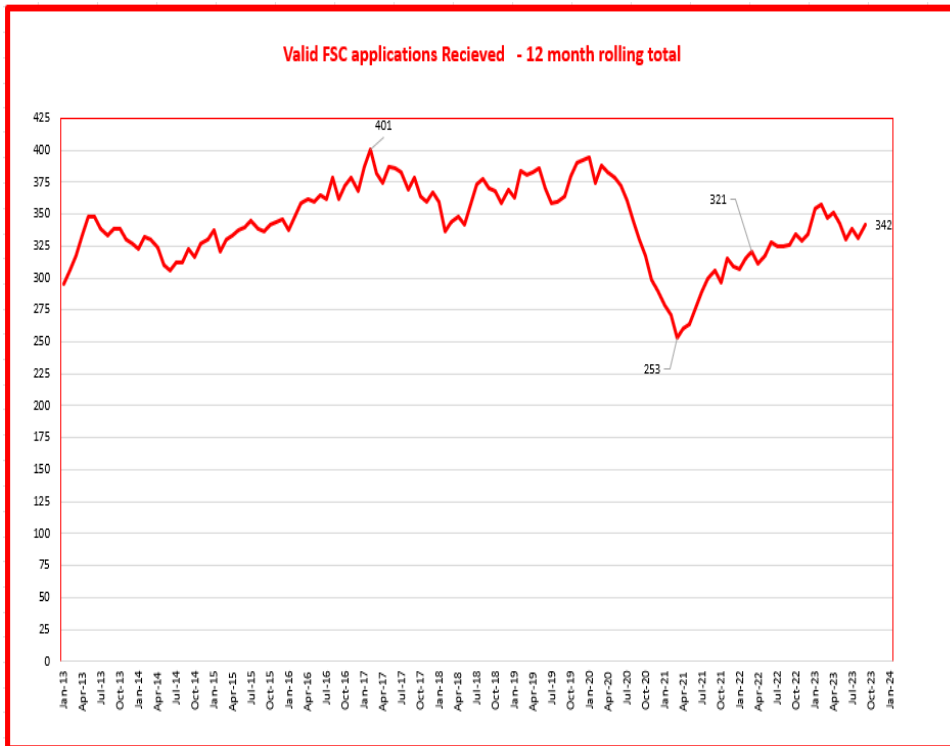
NB : the difference between the number of Notices and buildings is mostly accounted for by housing estates.

Environment/Climate Action/Emergency Services/Rural Broadband

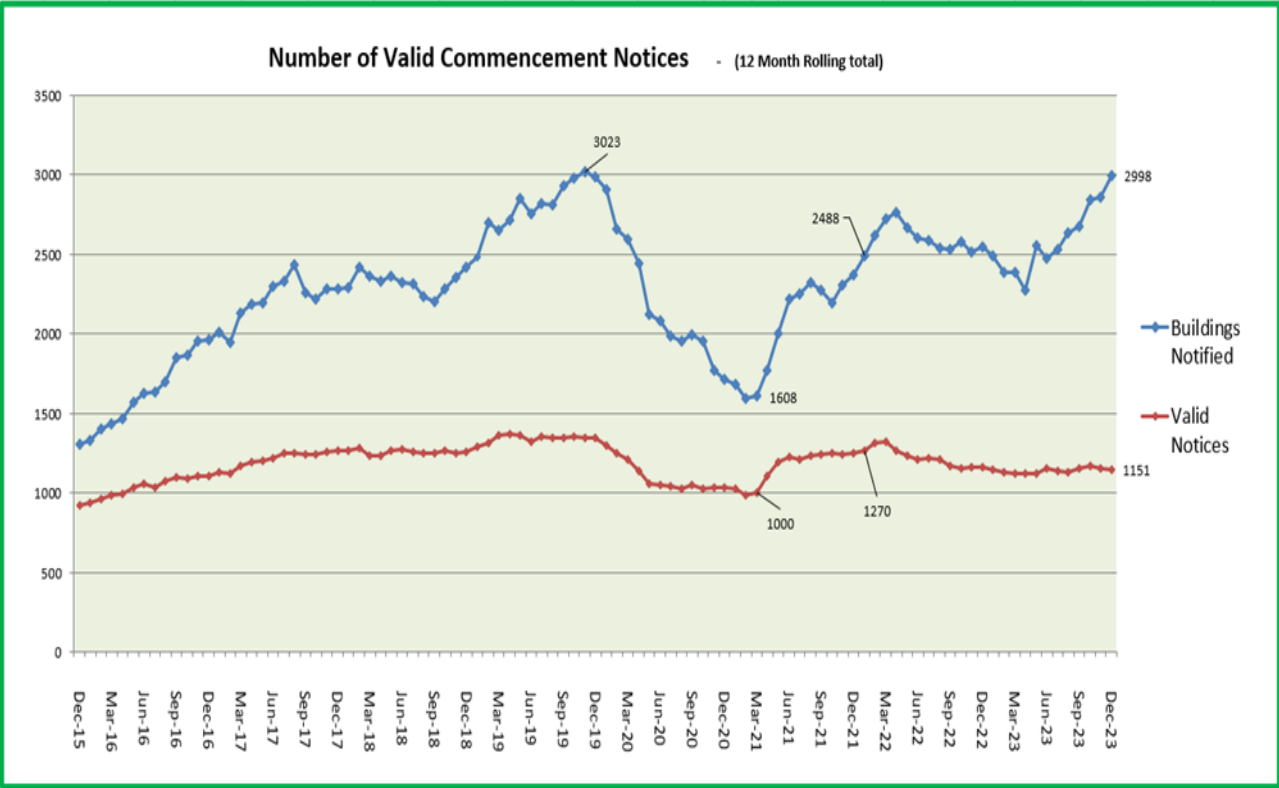
Disability Access Certificates (DAC)

The following statistics relate to the number of Disability Access Certificate (DAC) applications received and the number of DAC applications granted on a month by month basis for the period covered by this report. *(DAC received includes invalid applications. Decisions does not include invalidation)*

| Month | No. Access Certificates received | No. Access Certificates decided |
|---------------|----------------------------------|---------------------------------|
| October 2023 | 11 | 25 |
| November 2023 | 19 | 18 |
| December 2023 | 21 | 13 |
| Total | 51 | 56 |



Environment/Climate Action/Emergency Services/Rural Broadband



Environment/Climate Action/Emergency Services/Rural Broadband

| Buildings - Per Month | | | | | | | | | | |
|-----------------------|-------|-------|-------|-------|-------|-------|-------|-------|-------|------|
| | 2015 | 2016 | 2017 | 2018 | 2019 | 2020 | 2021 | 2022 | 2023 | 2024 |
| January | 62 | 87 | 133 | 134 | 200 | 115 | 88 | 204 | 147 | - |
| February | 98 | 169 | 106 | 234 | 448 | 204 | 110 | 243 | 143 | - |
| March | 89 | 120 | 300 | 245 | 200 | 136 | 151 | 257 | 257 | - |
| April | 139 | 176 | 232 | 205 | 265 | 111 | 277 | 310 | 200 | - |
| May | 97 | 201 | 209 | 235 | 376 | 59 | 292 | 203 | 483 | - |
| June | 118 | 174 | 284 | 250 | 151 | 106 | 318 | 247 | 166 | - |
| July | 168 | 176 | 208 | 195 | 262 | 170 | 200 | 185 | 240 | - |
| August | 111 | 168 | 266 | 189 | 181 | 149 | 226 | 180 | 280 | - |
| September | 152 | 305 | 132 | 103 | 221 | 258 | 205 | 195 | 237 | - |
| October | 138 | 160 | 124 | 197 | 245 | 205 | 128 | 177 | 349 | - |
| November | 66 | 150 | 211 | 287 | 329 | 144 | 252 | 187 | 201 | - |
| December | 69 | 79 | 82 | 145 | 111 | 57 | 125 | 158 | 295 | - |
| | 1,307 | 1,965 | 2,287 | 2,419 | 2,989 | 1,714 | 2,372 | 2,546 | 2,998 | - |

| | 2015 | 2016 | 2017 | 2018 | 2019 | 2020 | 2021 | 2022 | 2023 | 2024 |
|-----------|------|------|------|------|------|------|------|------|------|------|
| Quarter 1 | 249 | 376 | 539 | 613 | 848 | 455 | 349 | 704 | 547 | - |
| Quarter 2 | 354 | 551 | 725 | 690 | 792 | 276 | 887 | 760 | 849 | - |
| Quarter 3 | 431 | 649 | 606 | 487 | 664 | 577 | 631 | 560 | 757 | - |
| Quarter 4 | 273 | 389 | 417 | 629 | 685 | 406 | 505 | 522 | 845 | - |
| | 1307 | 1965 | 2287 | 2419 | 2989 | 1714 | 2372 | 2546 | 2998 | - |

| Notices - Submitted Per Month | | | | | | | | | | |
|-------------------------------|------|-------|-------|-------|-------|-------|-------|-------|-------|------|
| | 2015 | 2016 | 2017 | 2018 | 2019 | 2020 | 2021 | 2022 | 2023 | 2024 |
| January | 50 | 70 | 94 | 93 | 128 | 82 | 72 | 94 | 81 | - |
| February | 67 | 91 | 90 | 110 | 137 | 83 | 50 | 95 | 81 | - |
| March | 63 | 88 | 136 | 88 | 133 | 96 | 105 | 115 | 101 | - |
| April | 87 | 95 | 117 | 120 | 126 | 54 | 158 | 98 | 100 | - |
| May | 74 | 111 | 117 | 146 | 137 | 59 | 147 | 121 | 123 | - |
| June | 86 | 111 | 130 | 134 | 101 | 95 | 132 | 107 | 135 | - |
| July | 121 | 99 | 127 | 112 | 138 | 124 | 105 | 113 | 100 | - |
| August | 70 | 111 | 116 | 112 | 104 | 90 | 117 | 110 | 105 | - |
| September | 88 | 106 | 96 | 91 | 93 | 119 | 125 | 79 | 103 | - |
| October | 102 | 98 | 95 | 112 | 123 | 98 | 103 | 88 | 98 | - |
| November | 66 | 81 | 95 | 81 | 73 | 82 | 80 | 86 | 75 | - |
| December | 46 | 43 | 52 | 57 | 55 | 52 | 54 | 55 | 49 | - |
| | 920 | 1,104 | 1,265 | 1,256 | 1,348 | 1,034 | 1,248 | 1,161 | 1,151 | - |

| Notices - Submitted Per Quarter | | | | | | | | | | |
|---------------------------------|------|------|------|------|------|------|------|------|------|------|
| | 2015 | 2016 | 2017 | 2018 | 2019 | 2020 | 2021 | 2022 | 2023 | 2024 |
| Quarter 1 | 180 | 249 | 320 | 291 | 398 | 261 | 227 | 304 | 263 | - |
| Quarter 2 | 247 | 317 | 364 | 400 | 364 | 208 | 437 | 326 | 358 | - |
| Quarter 3 | 279 | 316 | 339 | 315 | 335 | 333 | 347 | 302 | 308 | - |
| Quarter 4 | 214 | 222 | 242 | 250 | 251 | 232 | 237 | 229 | 222 | - |
| | 920 | 1104 | 1265 | 1256 | 1348 | 1034 | 1248 | 1161 | 1151 | - |

Note:

Further to SI 306 Planning development charges exemption, a number of CNs from Q1 were notified as not commenced and new CN were submitted in Q2
This effected at least 148 houses.

2.2. Water

2.2.1 Public Drinking Water

Full functional management of public water transferred to Uisce Éireann (UÉ) in September 2023. Monitoring information on individual water supplies can be found at <https://www.water.ie/water-supply/water-quality/>

2.2.2 Private Drinking Water Compliance Monitoring

Following updated HSE advise, sampling at nursing homes recommenced in 2022, subject to the incidence rate of Covid-19 at the time, as well as the agreement by management at individual nursing homes. In Q1 2023 priority was given to these nursing homes, as well as schools and creches.

Under the terms of our Service Level Agreement (SLA) with Irish Water, the Environment Directorate delivers an extensive sampling & testing programme in relation to public drinking water supplies. Summary data on progress against overall targets is given below. It is not currently possible to break this data down by Municipal District.

Detailed information on individual water supplies can be found at <https://www.water.ie/water-supply/water-quality/>.

| Private WS supply type | No of drinking water Private supplies | No of samples scheduled for 2022 | No of samples taken by end-Q4 2022 | No of parameters scheduled for analysis in 2022 | No of parameters analysed by end-Q4 2022 | % of parameters Compliant with Drinking Water Standards up to end-Q4 2022 |
|-------------------------------|---------------------------------------|----------------------------------|------------------------------------|---|--|---|
| Private Group WS | 25 | 50 | 52 | 800 | 845 | 97.2 % |
| <i>Q4/2021</i> | <i>25</i> | <i>50</i> | <i>69</i> | <i>950</i> | <i>1,238</i> | <i>95.6%</i> |
| Small private supplies | 101* | 202 | 202 | 3,686 | 3,350 | 96.9 % |
| <i>Q4/2021</i> | <i>159*</i> | <i>200</i> | <i>210</i> | <i>3,600</i> | <i>3,638</i> | <i>87.3</i> |

* Number stated is number of supplies prioritised to be monitored based on a risk assessment (e.g. schools, crèches, nursing homes, etc.). This number may be reviewed during the year, depending on laboratory resources. Approximately 400 Small Private Supplies in County Cork

Environment/Climate Action/Emergency Services/Rural Broadband

2.2.3 Bathing Water Compliance Programme 2022

Note: Bathing Season monitoring extends from mid-May to mid-September*. In addition to bathing water sampling and testing outlined below, the Water Quality Laboratory also undertakes environmental education activities as required by the Blue Flag rules.

Below table outlines the planned bathing water monitoring programme for 2023.

| Total No of beaches in monitoring programme 2023 | No of samples scheduled for 2023 Bathing water Season (May – Sept) | No of samples taken 2023 | No. of compliant samples <i>E.Coli <500 AND I. Enterococci <100</i> | No of non-compliant samples 2023 <i>E. coli > 500 OR I. Enterococci >100</i> |
|--|--|--------------------------|--|---|
| 29 | 158 | 176 | 175 | 1 |
| By End – 2022 | 177 | 202 | 197 | 5 |

2.2.4 Bathing water quality status for Identified & Blue flag beaches

| Municipal District | Identified Bathing water | 2023 Blue Flag Award | 2022 Blue Flag Award | 2021 Blue Flag Award | 2021 Bathing water status (2017-2020 results) | 2022 Bathing water status (2018-2021 results) | 2023 Bathing water status* |
|--------------------|--------------------------|----------------------|----------------------|----------------------|--|--|----------------------------|
| Bandon/Kinsale | Coolmaine | Not BF | No | Not BF | Good | Good | Good |
| | Garrylucas | Yes | Yes | Yes | Excellent | Excellent | Excellent |
| | Garretstown | Yes | Yes | Yes | Excellent | Excellent | Excellent |
| Carrigaline | Fountainstown | Yes | Yes | Not BF | Excellent | Excellent | Excellent |
| East Cork | Garryvoe | No BF | No | No | Sufficient | Good | Good |
| | Redbarn | Yes | Yes | Yes | Excellent | Excellent | Excellent |
| | Youghal Claycastle | Yes | Yes | Yes | Excellent | Excellent | Excellent |
| | Youghal Front strand | Yes | Yes | No | Excellent | Excellent | Excellent |
| West | Barleycove | Yes | Yes | Yes | Excellent | Excellent | Excellent |
| | Inchydoney West | Yes | Yes | Yes | Excellent | Excellent | Excellent |
| | Inchydoney East | Yes | Yes | Yes | Excellent | Excellent | Excellent |
| | Ownahincha | Yes | Yes | Yes | Excellent | Excellent | Excellent |
| | Tragumna | Yes | Yes | Yes | Excellent | Excellent | Excellent |
| | Warren | No BF | No | Yes | Good | Good | Good |

Environment/Climate Action/Emergency Services/Rural Broadband

11 Identified Bathing waters attained Blue flag for the 2022 bathing season - Barleycove, Fountainstown, Garretstown, Garrylucas, Inchydoney East, Inchydoney West, Owenahincha, Redbarn, Tragumna, Youghal Claycastle, Youghal Front Strand.

*The EPA is the sole arbiter of Bathing Water status, and this is based on 20 samples over 4 years. The status shown here is based on EPA/HSE criteria for assessment of a single sample

2.2.5 Bathing water quality status for Green Coast Awards & candidate beaches

15 no. applications for Green Flag beaches submitted to An Taisce for the 2023 bathing season were awarded in June 2023.

| Municipal District | Beach | 2023 Green Coast Award | 2022 Green Coast Award | 2021 Green Coast Award | 2021 Bathing water status (2017-2020 results) | 2022 Bathing water status (2018-2021 results) | 2023 Bathing water status* |
|--------------------|-------------------------|------------------------|------------------------|------------------------|---|---|----------------------------|
| Bandon/Kinsale | Oysterhaven | Yes | Yes | No | Excellent | Excellent | Good |
| Carrigaline | Rockybay | Yes | Yes | Yes | Excellent | Excellent | Excellent |
| | Fountainstown | Yes | Yes | Yes | Excellent | Excellent | Excellent |
| East Cork | Ring Beach | Yes | Yes | Yes | Excellent | Excellent | Excellent |
| | Inch Beach | Yes | Yes | Yes | Excellent | Excellent | Excellent |
| | Shanagarry (Ardnahinch) | Yes | Yes | Yes | Excellent | Excellent | Excellent |
| | Ballynamona | Yes | Yes | No | Excellent | Excellent | Excellent |
| West Cork | Ballyrisode | Yes | Yes | Yes | Excellent | Excellent | Excellent |
| | Cadogens | Yes | Yes | Yes | Excellent | Excellent | Excellent |
| | Galleycove | Yes | Yes | Yes | Excellent | Excellent | Excellent |
| | Garinish | Yes | Yes | Yes | Excellent | Excellent | Excellent |
| | Inchydoney East | Yes | Yes | Yes | Excellent | Excellent | Excellent |
| | Red strand | Yes | Yes | Yes | Excellent | Excellent | Excellent |
| | Dooneen | Yes | Yes | Yes | Excellent | Excellent | Excellent |
| | Sherkin island | Yes | Yes | Yes | Excellent | Excellent | Excellent |

*The EPA is the sole arbiter of Bathing Water status, and this is based on 20 samples over 4 years. The status shown here is based on EPA/HSE criteria for assessment of a single sample.

Environment/Climate Action/Emergency Services/Rural Broadband

2.2.6 Agricultural Inspection Program

| No of farm inspections scheduled for 2023 | Municipal District | No of farm inspections undertaken 1/1/2022 to 31/12/2022 | No of farm inspections undertaken 1/1/2023 to 31/12/2023 | No of warning letters sent | % of farms with non compliances detected | No. of Cross reports to DAFM | % of farms with Cross reports to DAFM |
|---|--------------------|--|--|----------------------------|--|------------------------------|---------------------------------------|
| 885 | Carrigaline | 25 | 7 | 2 | 22% | 1 | 14% |
| | Bandon/ Kinsale | 75 | 80 | 21 | 26% | 0 | 0 |
| | Macroom | 67 | 113 | 31 | 27% | 4 | 4% |
| | Cobh | 49 | 73 | 32 | 44% | 0 | 0 |
| | East Cork | 76 | 72 | 17 | 24% | 4 | 6% |
| | Fermoy | 145 | 214 | 72 | 34% | 1 | 0.5% |
| | Mallow/Kanturk | 216 | 162 | 43 | 27% | 10 | 6% |
| | West Cork | 130 | 211 | 51 | 24% | 12 | 6% |
| | Total | 783 | 932 | 269 | 29% | 32 | 3% |

The most frequent non-compliances detected during the farm inspections were as follows, (non-compliances with Good Agricultural Practice Regulations);

| Non-Compliance | Number detected 1/1/2023 – 31/12/2023 |
|---|---------------------------------------|
| Inadequate Soiled Water Collection & Storage | 119 |
| Inadequate Slurry Collection & Storage | 79 |
| Discharge with Potential to Impact Water Quality | 66 |
| Inadequate Management of Farmyard Manure | 97 |
| Spreading of Slurry/Soiled Water at the Wrong Times | 17 |

Note multiple non-compliances on some inspections.

Environment/Climate Action/Emergency Services/Rural Broadband

2.2.7 Septic Tanks Inspection Programme 2023.

| Municipal District | No. of Septic Tank inspections scheduled for period 2023 | No. of Septic Tank inspections undertaken for period 1/1/23 - 31/12/23 | No of non-compliant systems identified | % non-compliances identified | No. of Advisory Notices issued | No. of Advisory Notices Complied with |
|--------------------|--|--|--|------------------------------|--------------------------------|---------------------------------------|
| Carrigaline | 11 | 11 | 4 | 36% | 4 | 3 |
| Bandon/Kinsale | 18 | 19 | 6 | 32% | 6 | 2 |
| Macroom | 24 | 25 | 13 | 52% | 13 | 9 |
| Cobh | 11 | 11 | 2 | 18% | 2 | 2 |
| East Cork | 11 | 11 | 4 | 36% | 4 | 4 |
| Fermoy | 18 | 17 | 9 | 53% | 9 | 6 |
| Mallow/ Kanturk | 18 | 18 | 7 | 39% | 7 | 1 |
| West Cork | 25 | 24 | 8 | 33% | 8 | 5 |
| Total | 136 | 136 | 53 | 39% | 53 | 32 |

Notes;

- Under the 2022-2026 Domestic Wastewater Treatment Systems National Inspection Plan, (NIP), the minimum number of inspections has increased from 60 in 2021 to 113 in 2022 & 136/annum from 2023 -2026
- There is small variation between scheduled & actual inspections in some divisions in order to achieve required number of inspections in each risk zone, & to group inspections for more efficient work.

The 2022-2026 National Inspection Plan identifies 3 Risk Zones.

Risk Zone 1; These are areas where DWWTS pose a higher relative risk to surface waters. NIP requires 23 inspections in Zone 1 in 2023.

Risk Zone 2; These are areas where DWWTS pose a higher relative risk to private wells. NIP requires 91 inspections in Zone 2 in 2022.

Risk Zone 3; Zone 3 covers the rest of the country. NIP requires 22 inspections in Zone 3 in 2022. Sites for inspection have been selected in compliance with the requirements of the NIP.

Environment/Climate Action/Emergency Services/Rural Broadband

2.2.8 Update on Septic Tank Inspection Program 2013 – 2023

| | No. of Septic Tank inspections scheduled for period 1/7/2013 to 31/12/2022 | No. of Septic Tank inspections undertaken to 31/12/2022 | No of non-compliant systems identified | % non-compliances identified | No. of Advisory Notices issued | No. of Advisory Notices Complied with by 31/12/2023 |
|--------------|---|--|--|------------------------------|--------------------------------|--|
| Total | 797 | 813 | 448 | 55% | 448 | 418 |

2.2.9 Update on Tracking of Compliance with Advisory Notices 2013 – 2023

| National Inspection Plan Domestic Wastewater Treatment System Inspections | | | Number of Advisory Notices Complied with in | | | | No of Advisory Notices Not Complied with by 31/12/2023 | |
|--|-------------------|--------------------------------|---|------------|-------------|------------|--|------------|
| Dates of Inspections | No of inspections | No. of Advisory Notices Issued | < 3 months | 4-6 months | 7-12 months | >12 months | >6 months | >12 months |
| 1/7/2013 – 31/12/2014 | 146 | 79 | 25 | 19 | 17 | 17 | 0 | 1 |
| 1/1/2015 – 31/12/2015 | 99 | 58 | 9 | 19 | 18 | 11 | 0 | 1 |
| 1/1/2016 – 31/12/2016 | 102 | 68 | 25 | 16 | 8 | 18 | 0 | 1 |
| 1/1/2017 – 31/12/2017 | 112 | 63 | 10 | 17 | 2 | 26 | 0 | 8 |
| 1/1/2018 – 31/12/2018 | 60 | 21 | 6 | 3 | 2 | 10 | 0 | 0 |
| 1/1/2019 – 31/12/2019 | 60 | 31 | 8 | 12 | 3 | 8 | 0 | 0 |
| 1/1/2020 – 31/12/2020 | 59 | 32 | 7 | 6 | 3 | 13 | 0 | 3 |
| 1/1/2021 – 31/12/2021 | 62 | 37 | 8 | 15 | 7 | 3 | 0 | 4 |
| 1/1/2022-31/12/2022 | 113 | 59 | 15 | 21 | 7 | 4 | 0 | 12 |

Notes;

- We continue to engage with all householders who have not yet complied fully with their Advisory Notices.
- There are 8 notices not complied with for 2017. All 8 of these are in one location & are liaising with Irish Water re provision of public sewers.

Environment/Climate Action/Emergency Services/Rural Broadband

2.2.10 DWWTS Grant Payments by Cork County Council (to 30/09/2023)

| Grant Scheme | 2014 | 2015 | 2016 | 2017 | 2018 | 2019 | 2020 | 2021 | 2022 | 2023 |
|----------------------------------|--------------------|---------------------|---------------------|---------------------|--------------------|--------------------|------|-------------------------------------|--|--------------------|
| National Inspection Plan | 2 Grants €3,151 | 8 Grants €17,185 | 9 Grants €18,282 | 6 Grants €15,031 | 3 Grants €6,867 | 4 Grants €7,177 | | 1 Grant €5,000 | 8 Grants €22,560 | 2 Grants €2,532 |
| High Status Areas | N/A | N/A | N/A | N/A | N/A | | N/A | 1 Incomplete Application | 1 Grant paid €5,000 1 applications submitted, & approved, works in progress | 1 grant €5,000 |
| Priority Areas for Action | N/A | N/A | N/A | N/A | N/A | | N/A | 2 referrals to LAWPro for Approval. | 1 Grant Paid €5,000 | |

Notes;

- Total of 45 DWWTS grants, worth €107,785, have been paid out since 2014, by Cork County Council.
- All grant payments have been recouped from Department of Housing, Local Government & Heritage.
- The grant schemes for High Status Areas, & Priority Areas for Action, were not available until 2020.

Key Message

Too much sludge in the tank is one of the reasons for non-compliance in over 50% of cases. Householders are encouraged to desludge their septic tanks using an authorized desludging contractor every 2-3 years. A list of local authorized desludging contractors is available from the Environment Directorate at Inniscarra.

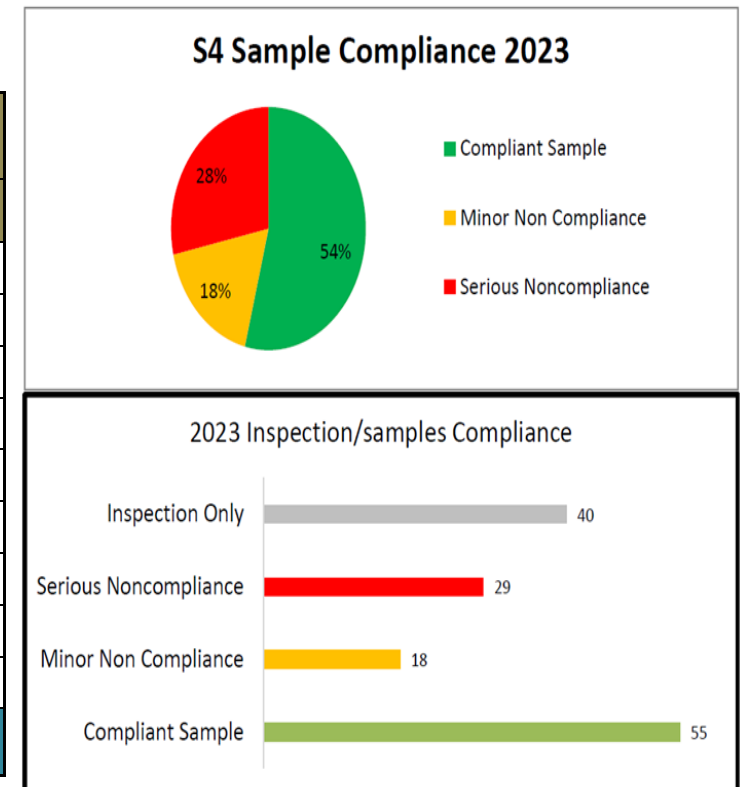
Environment/Climate Action/Emergency Services/Rural Broadband

2.2.11 Public Municipal Wastewater Sampling Programme

Full functional management of public wastewater treatment transferred to Uisce Éireann (UÉ) in September 2023. Information on individual treatment systems can be sought from UÉ (<https://www.water.ie/>)

2.2.12 Trade Wastewater Discharge License Inspection Program – S4 Discharges to water

| No. of S4 Inspections scheduled | | No inspections undertaken YTD | | | | |
|------------------------------------|---------------|-------------------------------|-----------|-----------|-----------|------------|
| | | Q1 | Q2 | Q3 | Q4 | Σ |
| | <i>Target</i> | | | | | |
| Carrigaline | 19 | 0 | 8 | 6 | 3 | 8 |
| Bandon-Kinsale | 18 | 1 | 9 | 6 | 4 | 10 |
| Macroom | 18 | 0 | 3 | 14 | 2 | 3 |
| Cobh | 10 | 0 | 9 | 1 | 1 | 9 |
| East Cork | 17 | 0 | 12 | 6 | 1 | 12 |
| Fermoy/Mitchelstown | 13 | 0 | 5 | 3 | 3 | 5 |
| Mallow/Kanturk | 33 | 0 | 11 | 4 | 11 | 11 |
| West Cork | 32 | 0 | 1 | 19 | 6 | 1 |
| Total | 160 | 1 | 58 | 59 | 31 | 153 |
| % Inspection plan completed | | 96% | | | | |



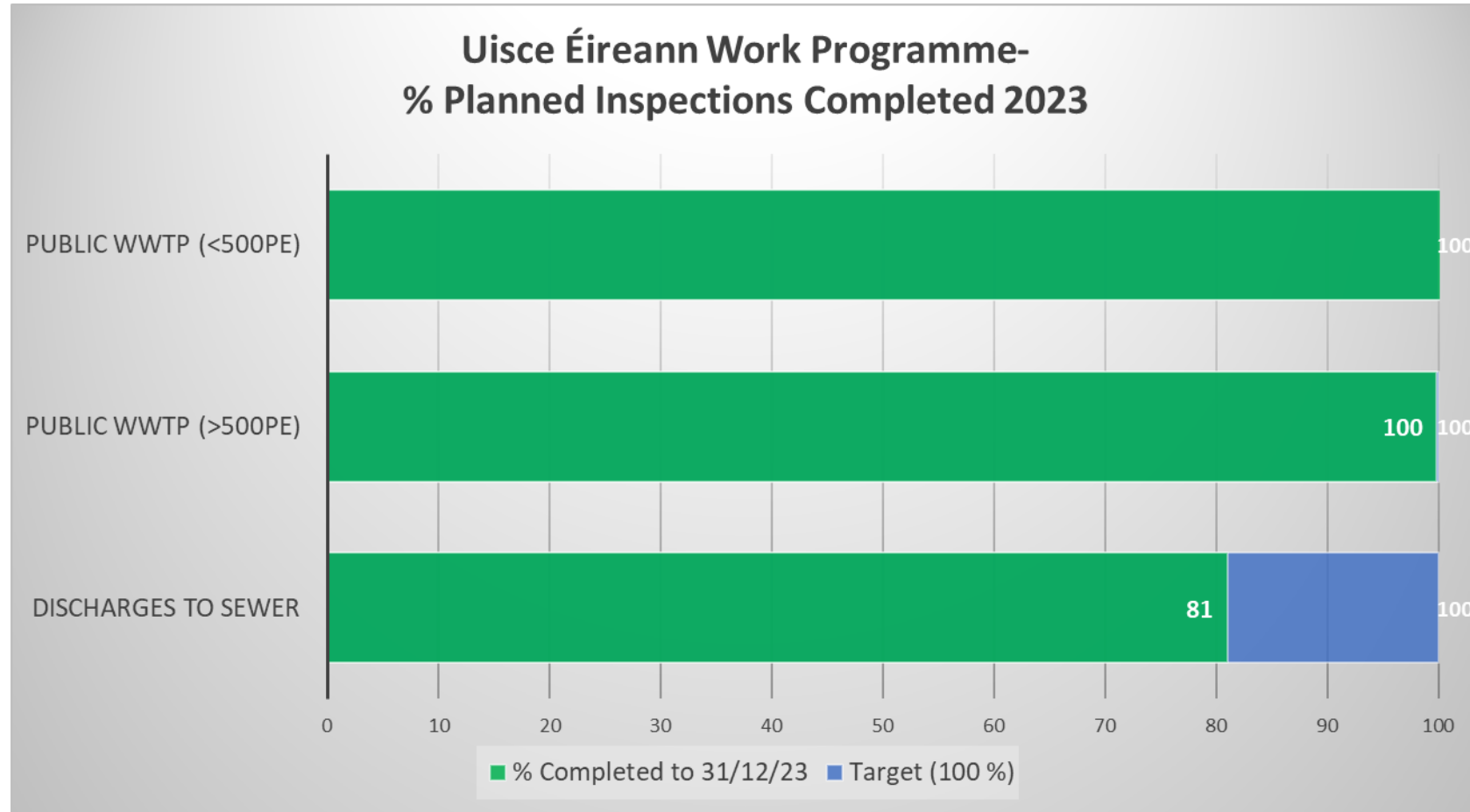


Figure 1: IW Work Programme- Inspections

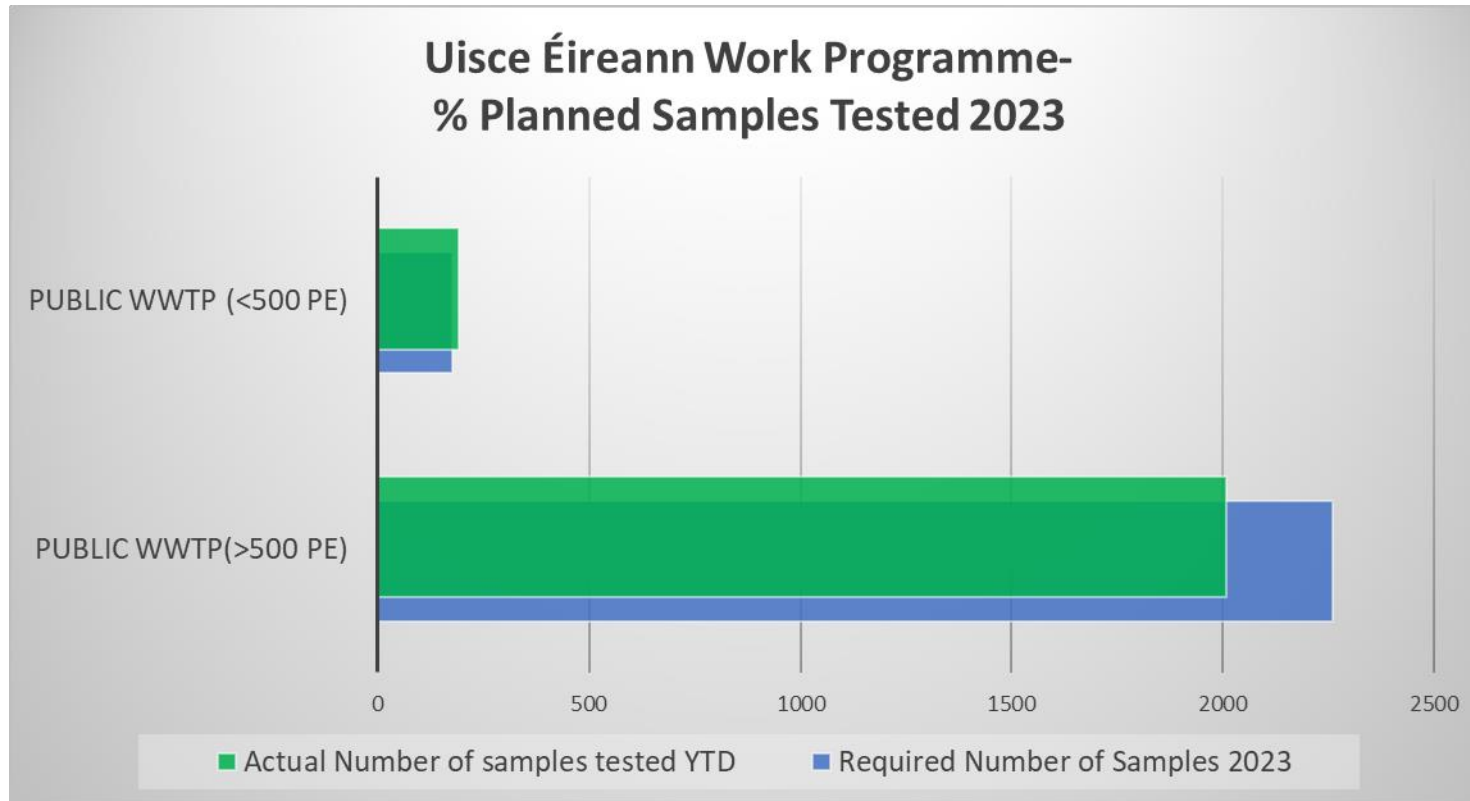


Figure 2: IW Work Programme – Samples

2.3. Air & Noise

2.3.1 Numbers of licenses under Air Pollutions Acts and related regulations

| Licence Type | Municipal District | Q1 2023 | Q2 2023 | Q3 2023 | Q4 2023 | +/- on Q1 2023 |
|---|--------------------|---------|-----------|-----------|-----------|----------------|
| Solvent Regulation Certificates (Dry Cleaners) | Bandon/Kinsale | 5 | 5 | 5 | 5 | 0 |
| | Carrigaline | 3 | 3 | 3 | 3 | 0 |
| | Macroom | 0 | 0 | 0 | 0 | 0 |
| | Cobh | 1 | 1 | 1 | 1 | 0 |
| | East Cork | 2 | 2 | 2 | 3 | 0 |
| | Fermoy | 3 | 3 | 3 | 3 | 0 |
| | Kanturk/Mallow | 1 | 1 | 1 | 1 | 0 |
| | West Cork | 0 | 1 | 1 | 1 | 0 |
| | TOTAL | | 15 | 16 | 16 | 17 |
| Deco Paint Regulation Certificates (spray painters) | Bandon/Kinsale | 4 | 6 | 5 | 6 | 2 |
| | Carrigaline | 3 | 3 | 3 | 3 | 0 |
| | Macroom | 2 | 2 | 2 | 2 | 0 |
| | Cobh | 2 | 2 | 2 | 3 | 1 |
| | East Cork | 9 | 9 | 9 | 10 | 1 |
| | Fermoy | 5 | 5 | 5 | 6 | 1 |
| | Kanturk/Mallow | 6 | 6 | 6 | 6 | 0 |
| | West Cork | 6 | 6 | 6 | 6 | 0 |
| | TOTAL | | 37 | 39 | 38 | 42 |

Environment/Climate Action/Emergency Services/Rural Broadband

| | | | | | | |
|--|----------------|------------|------------|------------|------------|----------|
| Petroleum Vapour Certificates | Bandon/Kinsale | 15 | 16 | 16 | 16 | 1 |
| | Carrigaline | 5 | 5 | 5 | 5 | 0 |
| | Macroom | 12 | 12 | 13 | 13 | 1 |
| | Cobh | 10 | 10 | 10 | 10 | 0 |
| | East Cork | 10 | 10 | 10 | 10 | 0 |
| | Fermoy | 14 | 14 | 14 | 15 | 1 |
| | Kanturk/Mallow | 14 | 14 | 14 | 14 | 0 |
| | West Cork | 20 | 19 | 20 | 20 | 0 |
| | TOTAL | 100 | 100 | 102 | 103 | 3 |
| Stage II Petroleum Vapour Certificates* | Bandon/Kinsale | 0 | 0 | 0 | 0 | 0 |
| | Carrigaline | 1 | 1 | 1 | 1 | 0 |
| | Macroom | 1 | 1 | 1 | 1 | 0 |
| | Cobh | 1 | 1 | 1 | 1 | 0 |
| | East Cork | 2 | 2 | 2 | 2 | 0 |
| | Fermoy | 1 | 1 | 1 | 1 | 0 |
| | Kanturk/Mallow | 3 | 3 | 3 | 3 | 0 |
| | West Cork | 1 | 1 | 2 | 2 | 1 |
| | TOTAL | 10 | 10 | 11 | 11 | 1 |

Environment/Climate Action/Emergency Services/Rural Broadband

2.3.2 Inspections under Air Pollution Acts and related regulations

| No. APA Inspections scheduled | | No inspections undertaken YTD | | | | |
|------------------------------------|-----------|-------------------------------|----------|----------|-----------|-----------|
| | Target | Q1 | Q2 | Q3 | Q4 | Σ |
| Carrigaline | 4 | 0 | 1 | 1 | 2 | 4 |
| Bandon-Kinsale | 2 | 0 | 1 | 0 | 1 | 2 |
| Macroom | 2 | 0 | 1 | 0 | 1 | 2 |
| Cobh | 8 | 0 | 4 | 0 | 4 | 8 |
| Mallow/Kanturk | 2 | 0 | 1 | 0 | 1 | 2 |
| West Cork | 2 | 0 | 1 | 0 | 1 | 2 |
| Total | 20 | 0 | 9 | 1 | 10 | 20 |
| % Inspection plan completed | | 100% | | | | |

Note: Air Pollution Acts Monitoring for 2023 is scheduled for Q2 and Q4.

2.3.3 Solid Fuel Regulation Inspection Program

| Year | No. of Inspections Planned | Advisory Letters[1] | Inspections carried out 2023 | Non-Compliances | Warning Letters | Enforcement Proceedings | % Overall Compliance level rel. to inspections undertaken |
|--------------|----------------------------|-------------------------------------|------------------------------|-----------------|-----------------|-------------------------|---|
| 2023 | | | | | | | |
| Q1 | 60 | 0 | 55 | 0 | 0 | 0 | 100% |
| Q2 | 0 | 0 | 0 | 0 | 0 | 0 | N/A |
| Q3 | 0 | 0 | 0 | 0 | 0 | 0 | N/A |
| Q4 | 60 | 0 | 66 | 1 | 0 | 0 | 99% |
| Total | 120 | 0 | 121 | 1 | 0 | 0 | 100% |

Environment/Climate Action/Emergency Services/Rural Broadband

2.3.4 Solid Fuel Regulations -Mobile/Multi-Agency Checkpoints

| Year | No. of Inspections Planned | Advisory Letters | Inspections carried out 2023 | Non-Compliances | Warning Letters | Enforcement Proceedings | % Overall Compliance level rel. to inspections undertaken |
|--------------|----------------------------|------------------|------------------------------|-----------------|-----------------|-------------------------|---|
| 2023 | | | | | | | |
| Q1 | 1 | 0 | 1 | 0 | 0 | 0 | 100% |
| Q2 | 0 | 0 | 0 | 0 | 0 | 0 | N/A |
| Q3 | 0 | 0 | 0 | 0 | 0 | 0 | N/A |
| Q4 | 2 | 0 | 1 | 0 | 0 | 0 | 100% |
| Total | 3 | 0 | 2 | 0 | 0 | 0 | 100% |

Note: Coal Inspections occurs primarily in Q1 and Q4 each year i.e., during the heating season.

* New regulations governing solid fuels came into force on October 31st, 2022 and apply nationwide. Therefore, the distinction between Low-Smoke Zones and non-ban areas no longer applies. All inspections that took place in Q4 2022 are recorded in Table 2.2.1. Under the new regulations Cork County Council no longer has the power to issue fines.

Environment/Climate Action/Emergency Services/Rural Broadband

2.4. Waste

2.4.1 Inspections 1st October to 31st December 2023.

| | Municipal District | | | | | | | | | Q3 Totals | Year Total |
|--|--------------------|-------------|------|-----------|--------|----------------|---------|-----------|------------|-------------|------------|
| | Bandon-Kinsale | Carrigaline | Cobh | East Cork | Fermoy | Kanturk-Mallow | Macroom | West Cork | | | |
| Waste Enforcement Complaint 1 st Inspection | 21 | 36 | 17 | 21 | 19 | 30 | 17 | 21 | 182 | 375 | |
| Waste Presentation & Backyard Burning | 1 | 1 | 0 | 3 | 1 | 3 | 1 | 5 | 15 | 87 | |
| Abandoned Vehicles | 1 | 3 | 0 | 3 | 10 | 1 | 1 | 3 | 22 | 98 | |
| Article 27 By-Product | 0 | 3 | 0 | 3 | 1 | 0 | 3 | 2 | 12 | 30 | |
| Producer Responsibility (WEEE/Tyres/Packaging/etc.) | 6 | 0 | 6 | 2 | 6 | 7 | 6 | 6 | 39 | 189 | |
| Food Waste (includes domestic and commercial) | 3 | 6 | 2 | 2 | 1 | 3 | 1 | 6 | 24 | 76 | |
| Vehicle Checkpoints* | 0 | 0 | 0 | 0 | 0 | 2 | 2 | 0 | 4 | 13 | |
| Other Waste Enforcement Inspections | 1 | 4 | 2 | 2 | 10 | 21 | 10 | 5 | 55 | 276 | |
| Total | | | | | | | | | 353 | 1144 | |

**Vehicle Checkpoint Inspections refers to the number of Vehicle Checkpoints carried out in the quarter.*

Each checkpoint is attended by multiple staff, and many multiples of vehicles are inspected.

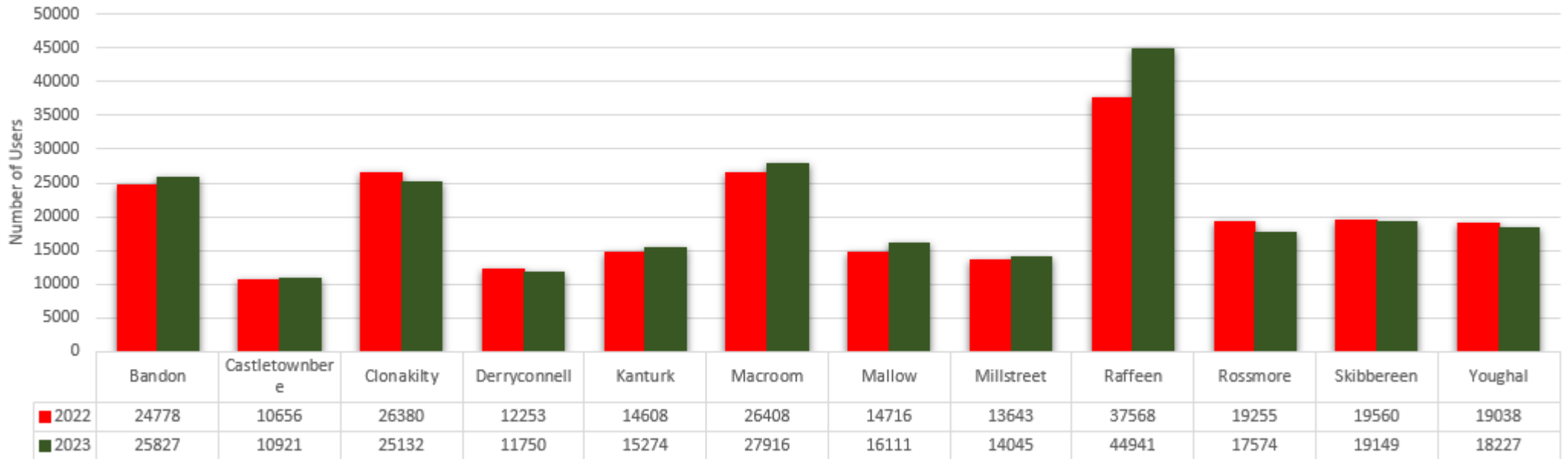
Environment/Climate Action/Emergency Services/Rural Broadband

2.4.2 Civic Amenity Sites (Q4 2023 data not yet available)

| Zone | Location | Material | Tonnage | Tonnage | Tonnage | Tonnage | TOTAL | TOTAL |
|------|----------------|-------------|---------|---------|---------|---------|----------|---------|
| | | | Q1 2023 | Q2 2023 | Q3 2023 | Q4 2023 | 2022 | 2023 |
| 1 | Castletownbere | Recyclables | 77.60 | 87.46 | 100.73 | | 342.94 | 265.79 |
| | | Waste | 73.98 | 85.14 | 93.25 | | 299 | 254.37 |
| | Clonakilty | Recyclables | 192.52 | 210.16 | 217.72 | | 787.75 | 620.40 |
| | | Waste | 142.18 | 127.64 | 135.02 | | 532.92 | 404.84 |
| | Derryconnell | Recyclables | 92.54 | 84.62 | 98.73 | | 376.84 | 275.89 |
| | | Waste | 90.75 | 94.54 | 115.75 | | 383.44 | 301.04 |
| | Skibbereen | Recyclables | 70.99 | 67.17 | 80.21 | | 313.34 | 218.37 |
| | Waste | 43.89 | 51.12 | 66.88 | | 175.65 | 161.89 | |
| 2 | Bandon | Recyclables | 370.82 | 383.30 | 322.64 | | 1,448.74 | 1076.76 |
| | | Waste | 179.54 | 187.84 | 209.84 | | 914.22 | 577.22 |
| | Macroom | Recyclables | 238.28 | 255.47 | 291.60 | | 1,027.48 | 785.35 |
| | | Waste | 240.32 | 234.16 | 251.46 | | 1,053.38 | 725.94 |
| | Raffeen | Recyclables | 610.04 | 810.44 | 835.67 | | 2,601.04 | 2256.15 |
| | | Waste | 483.20 | 550.10 | 554.62 | | 2,114.30 | 1587.92 |
| 3 | Rossmore | Recyclables | 308.93 | 429.23 | 408.53 | | 1,299.83 | 1146.69 |
| | | Waste | 386.60 | 406.26 | 449.83 | | 1,413.97 | 1242.69 |
| | Youghal | Recyclables | 154.56 | 93.82 | 202.80 | | 652.04 | 530.97 |
| | | Waste | 221.48 | 165.02 | 272.04 | | 1,004.32 | 733.28 |
| 4 | Kanturk* | Recyclables | 156.38 | 152.98 | 228.49 | | 642.45 | 574.15 |
| | | Waste | 181.52 | 155.91 | 228.84 | | 836.8 | 626.00 |
| | Mallow* | Recyclables | 199.04 | 77.87 | 234.82 | | 740.67 | 673.81 |
| | | Waste | 202.28 | 53.96 | 198.16 | | 742.36 | 633.38 |
| | Millstreet* | Recyclables | 168.13 | 58.49 | 160.19 | | 495.86 | 468.51 |
| | Waste | 211.74 | 73.70 | 207.60 | | 714.99 | 597.33 | |

Environment/Climate Action/Emergency Services/Rural Broadband

CAS Users to end of Q3 2023



2.4.3 Bring sites (Q4 2023 data not yet available)

| Material | Tonnage Q1 2023 | Tonnage Q2 2023 | Tonnage Q3 2023 | Tonnage Q4 2023 | Total Ytd 2023 | Total 2022 |
|---------------|-----------------|-----------------|-----------------|-----------------|----------------|------------|
| Glass Bottles | 1,874.00 | 1,488.00 | 1,470.00 | | 3,362.00 | 6948.37 |
| Beverage Cans | 27.75 | 11.41 | 21.71 | | 39.16 | 99.29 |
| Food Cans | 35.22 | 14.32 | 21.34 | | 49.54 | 105.85 |

Environment/Climate Action/Emergency Services/Rural Broadband

2.4.4 Decisions made Waste Facility Permit & Waste Cert of Registration Applications July 1st – September 30th

| Waste Facility Permit/ Certificates of Registration | Municipal District | | | | | | | |
|--|--------------------|-------------|----------|-----------|----------|----------|-----------------|-----------|
| | Bandon -Kinsale | Carrigaline | Cobh | East Cork | Fermoy | Macroom | Mallow- Kanturk | West Cork |
| Q1 | 0 | 0 | 2 | 1 | 0 | 1 | 0 | 1 |
| Q2 | | 1 | 1 | | | 3 | | |
| Q3 | | 1 | 1 | | 1 | 1 | 2 | |
| Q4 | | | | | | | | |
| 2023 Totals | 0 | 2 | 4 | 1 | 1 | 5 | 2 | 1 |
| 2022 Totals | 3 | 2 | 2 | 5 | 2 | 3 | 3 | 4 |

Inspections 1st October – 31st December 2023

| | Municipal District | | | | | | | |
|-------------------------|--------------------|------------------|---------|------|-----------|--------|---------------------|-----------|
| | Carrigaline | Bandon / Kinsale | Macroom | Cobh | East Cork | Fermoy | Mallow / Kanturk | West Cork |
| Waste Facility Permit | 2 | | 4 | 3 | 6 | | 1 | 7 |
| Waste Collection Permit | | | 3 | 1 | 8 | | | |

Decisions made by the Waste Regulation Team under SI 821 of 2007 Waste Management (Facility Permit & Registration) Regulations

| Type | Period | Municipal District | | | | | | | |
|--|--------|--------------------|-----------------|-------------|---------|------|-----------|--------------------|-----------|
| | | Fermoy | Kanturk/ Mallow | Carrigaline | Macroom | Cobh | East Cork | Bandon/ Kinsale | West Cork |
| Waste Facility Permit/ Certificates of Registration | | | | | | | | | |
| Q3 2023 | | | 1 | | | | | | |

Environment/Climate Action/Emergency Services/Rural Broadband

2.4.5 Litter Fines - Environment Directorate Litter Wardens ytd 2023

| MDC | Issued | | | | Cancelled | | | | Paid | | | | Sent for Prosecution | | | |
|-------------------|-----------|-----------|-----------|-----------|-----------|----------|----------|----------|-----------|-----------|-----------|----------|----------------------|----------|----------|----------|
| | Q1 | Q2 | Q3 | Q4 | Q1 | Q2 | Q3 | Q4 | Q1 | Q2 | Q3 | Q4 | Q1 | Q2 | Q3 | Q4 |
| Carrigaline | 0 | 2 | 1 | | | | | | | 1 | 1 | | | | | |
| Bandon / Kinsale | 1 | 2 | | | | | | | 1 | 2 | | | | | | |
| Macroom | 1 | 2 | 2 | | | | | | 1 | 2 | 2 | | | | | |
| Cobh | 2 | 1 | 2 | | 1 | | | | 2 | | 1 | | | | | |
| East Cork | 1 | 1 | | | | | | | 1 | 1 | | | | | | |
| Fermoy | 1 | | 1 | | | | | | | | 1 | | | | | |
| Kanturk / Mallow | 15 | 10 | 20 | | | | | | 11 | 9 | 8 | | 3 | 4 | 5 | 8 |
| West Cork | 6 | 1 | 3 | | | | | | 1 | 2 | 3 | | | 1 | 1 | |
| TOTAL 2023 | 27 | 19 | 29 | | 1 | | | | 17 | 17 | 16 | | 3 | 5 | 6 | 8 |
| TOTAL 2022 | 28 | 22 | 19 | 15 | 4 | 2 | 0 | 2 | 15 | 14 | 16 | 6 | 2 | 7 | 4 | 0 |

*For data on fines issued by staff of other Municipal Districts see 2.5.7.

2.4.6 Litter Fines by Category - Environment Directorate Litter Wardens

| Fine Category | Issued | | | |
|--|-----------|-----------|-----------|-----------|
| | Q1 | Q2 | Q3 | Q4 |
| LW detection via patrol or report Section 3(1) | 22 | 17 | 27 | 8 |
| CCTV Section 3(2) b | | | | |
| Duties of Occupiers Section 6 | | 1 | 1 | |
| Mobile outlets Section 15 | | | | |
| Unauthorised Sign Section 19 | 5 | 1 | 1 | |
| TOTAL 2023 | 27 | 19 | 29 | 8 |
| TOTAL 2022 | 28 | 22 | 19 | 15 |

Environment/Climate Action/Emergency Services/Rural Broadband

2.4.7 Litter Fines - Municipal District Litter Wardens ytd 2023 *(Data not available)*

| MDC | Issued | | | | Cancelled | | | | Paid | | | | Sent for Prosecution | | | |
|-------------------|--------|----|----|----|-----------|----|----|----|------|----|----|----|----------------------|----|----|----|
| | Q1 | Q2 | Q3 | Q4 | Q1 | Q2 | Q3 | Q4 | Q1 | Q2 | Q3 | Q4 | Q1 | Q2 | Q3 | Q4 |
| Carrigaline | | | | | | | | | | | | | | | | |
| Bandon / Kinsale | | | | | | | | | | | | | | | | |
| Macroom | | | | | | | | | | | | | | | | |
| Cobh | | | | | | | | | | | | | | | | |
| East Cork | | | | | | | | | | | | | | | | |
| Fermoy | | | | | | | | | | | | | | | | |
| Kanturk / Mallow | | | | | | | | | | | | | | | | |
| West Cork | | | | | | | | | | | | | | | | |
| TOTAL 2022 | | | | | | | | | | | | | | | | |
| TOTAL 2021 | | | | | | | | | | | | | | | | |
| Notes: | | | | | | | | | | | | | | | | |

2.4.8 Anti Litter Unit & Other Environmental Complaints by Type

| Type | Q1 | Q2 | Q3 | Q4 | Total |
|-------------------------------------|-----|-----|-----|-----|-------|
| Air | 32 | 57 | 38 | 20 | 147 |
| Noise | 21 | 32 | 23 | 21 | 97 |
| Waste | 394 | 286 | 233 | 251 | 1164 |
| Waste water | 21 | 8 | 29 | 20 | 78 |
| Water (to be categorised) | 26 | 15 | 11 | 16 | 68 |
| Water Quality | 34 | 33 | 34 | 24 | 125 |
| Total excl Dumping Line 2023 | 528 | 431 | 368 | 352 | 1679 |
| Total excl Dumping Line 2022 | 516 | 448 | 438 | 330 | 1732 |
| Notifications to Burn | 45 | 0 | 6 | 42 | 93 |

Environment/Climate Action/Emergency Services/Rural Broadband

2.4.9 Anti Litter Unit & Other Environmental Complaints by MDC

| | Municipal District | | | | | | | | Not Assigned MDC/ Not in Co.Cork |
|--------------------|--------------------|-------------|------------|------------|------------|------------|----------------|------------|----------------------------------|
| | Bandon - Kinsale | Carrigaline | Cobh | East Cork | Fermoy | Macroom | Mallow-Kanturk | West Cork | |
| Q1 | 43 | 56 | 49 | 93 | 40 | 61 | 77 | 99 | 10 |
| Q2 | 48 | 40 | 47 | 60 | 44 | 46 | 62 | 63 | 21 |
| Q3 | 39 | 56 | 27 | 32 | 29 | 45 | 64 | 59 | 17 |
| Q4 | 43 | 60 | 26 | 35 | 31 | 44 | 53 | 46 | 14 |
| 2023 Totals | 173 | 212 | 149 | 220 | 144 | 196 | 256 | 267 | 62 |
| 2022 Totals | 136 | 231 | 146 | 210 | 164 | 178 | 234 | 289 | 144 |

| Anti-Litter Unit Statistics 2021 | Q1 | Q2 | Q3 | Q4 | YTD 2023 | Total 2022 |
|---|-------|-------|-------|----|--------------|---------------|
| Fly-tipping Complaint Investigations | 327 | 279 | 161 | | 767 | 1141 |
| Fly-tipping Cleanup Jobs | 204 | 260 | 126 | | 590 | 757 |
| Fly-Tipping Units on Litter duty (Days) | 24 | 31 | 25 | | 80 | 115 |
| Waste Collected (Tonnes) | 41.20 | 56.90 | 21.50 | | 98.10 | 131.80 |

Environment/Climate Action/Emergency Services/Rural Broadband

2.4.10 Total Prosecutions (under WMA 1997)

| Q4 | Municipal District | | | | | | | |
|--------------|--------------------|-----------------|-------------|---------|----------|-----------|-----------------|-----------|
| | Fermoy | Kanturk /Mallow | Carrigaline | Macroom | Cobh | East Cork | Bandon/ Kinsale | West Cork |
| COMPLETE | 3 | 3 | | | | | 2 | |
| PENDING | 0 | 1 | | | 2 | 2 | 3 | |
| TOTAL | 3 | 4 | | | 2 | 2 | 5 | |

2.5. Veterinary & Food Safety

2.5.1 No. of Dog Licences issued

| Licence Type | Carrigaline | Macroom | Cobh | East Cork | Kanturk Mallow | Fermoy | West Cork | Bandon Kinsale | Total No. Issued as at 31/12/2023 | Total 2023 | Total 2022 |
|-----------------------|-------------|---------|------|-----------|----------------|--------|-----------|----------------|-----------------------------------|---------------|---------------|
| Ordinary Dog Licences | 2963 | 3104 | 2879 | 3830 | 4559 | 3076 | 4419 | 3146 | 27,976 | 27,976 | 29,912 |
| | | | | | | | | | An Post 19,276 | | |
| General Dog Licences | 7 | 18 | 1 | 9 | 14 | 11 | 12 | 14 | 86 | 87 | 71 |
| | | | | | | | | | An Post n/a | | |
| Life Time Licences | 71 | 97 | 68 | 91 | 120 | 68 | 192 | 131 | 838 | 838 | 855 |
| | | | | | | | | | An Post 243 | | |

Total Number of Stray Dogs Entering Pound /Surrendered /Seized for period: 1st Jan 2023 – 31st December 2023 : 281

Total No. Rehomed / Reclaimed: 125 Total No. Euthanised:, 77

Please note not all returns are in yet for this Qtr .

Environment/Climate Action/Emergency Services/Rural Broadband

2.5.2 Number of Lifetime Dog Licenses Purchased over past 10 years.

| Year | 2013 | 2014 | 2015 | 2016 | 2017 | 2018 | 2019 | 2020 | 2021 | 2022 | 2023 | Total |
|------------------------------|------|------|------|------|------|------|------|------|------|------|------|-------|
| No. of Lifetime Dog Licenses | 14 | 7 | 18 | 24 | 129 | 305 | 545 | 655 | 825 | 855 | 838 | 4215 |

2.5.3 No. of Dog Fines Issued

| Licence Type | Carrigaline | Macroom | Cobh | East Cork | Kanturk Mallow | Fermoy | West Cork | Bandon Kinsale | Total No. Issued as @ 31/12/23 | Total 2022 |
|------------------------------|-------------|---------|------|-----------|----------------|--------|-----------|----------------|--------------------------------|------------|
| Fines Issued | 6 | 25 | 29 | 40 | 69 | 23 | 26 | 39 | 257 | 277 |
| Section 16(1) notices issued | 123 | 129 | 119 | 159 | 189 | 127 | 184 | 138 | 1168 | 1878 |
| Prosecutions issued | 2 | 9 | 10 | 19 | 16 | 0 | 16 | 4 | 76 | 63 |

2.5.4 No. of Registered Dog Breeding Establishments

| Type of DBE | Carrigaline | Macroom | Cobh | East Cork | Kanturk Mallow | Fermoy | West Cork | Bandon Kinsale | Total No. of Registered Establishments as at 31/12/23 | Total 2022 |
|----------------------------------|-------------|----------|----------|-----------|----------------|----------|-----------|----------------|---|------------|
| Commercial Dog Breeders | 0 | 0 | 0 | 0 | 3 | 2 | 2 | 2 | 9 | 10 |
| Hunt/Harrier | 1 | 4 | 0 | 3 | 3 | 5 | 0 | 3 | 19 | 20 |
| Boarding Kennels | 0 | 1 | 0 | 0 | 2 | 1 | 2 | 0 | 6 | 6 |
| Charities | 0 | 0 | 0 | 0 | 0 | 0 | 0 | 0 | 0 | 0 |
| Total No. Establishments. | 1 | 5 | 0 | 3 | 8 | 8 | 4 | 5 | 34 | 37 |

Environment/Climate Action/Emergency Services/Rural Broadband

2.5.5 Approved/Registered Food Premises

| Type of premises | Cork City | Carrigaline | Macroom | Cobh | East Cork | Kanturk Mallow | Fermoy | West Cork | Bandon Kinsale | Total 31/12/23 | Total Year End 2022 |
|-----------------------------|-----------|-------------|----------|----------|-----------|----------------|-----------|-----------|----------------|----------------|---------------------|
| Slaughter houses (Active) | 2 | 0 | 0 | 0 | 3 | 1 | 5 | 9 | 1 | 21 | 22 |
| Slaughter houses (Inactive) | 0 | 0 | 0 | 0 | 0 | 2 | 1 | 3 | 1 | 7 | 7 |
| Meat Manf. Premises | 15 | 1 | 4 | 1 | 0 | 1 | 3 | 3 | 0 | 28 | 30 |
| Reg'd Premises | 0 | 0 | 2 | 2 | 2 | 2 | 1 | 1 | 0 | 10 | 10 |
| Totals | 17 | 1 | 6 | 3 | 5 | 6 | 10 | 16 | 2 | 66 | 69 |

2.5.6 Control of Horses

| Category | Carrigaline | Macroom | Cobh | East Cork | Kanturk Mallow | Fermoy | West Cork | Bandon Kinsale | Total as @ 31/12/23 | Total 2022 |
|------------------------------------|-------------|---------|------|-----------|----------------|--------|-----------|----------------|---------------------|------------|
| Number of Stray Horses collected | 0 | 5 | 3 | 2 | 25 | 2 | 4 | 0 | 41 | 21 |
| Number Reclaimed | 0 | 0 | 1 | 0 | 11 | 0 | 0 | 0 | 12 | 6 |
| Number Rehomed (Rescues/Charities) | 0 | 5 | 2 | 2 | 14 | 2 | 4 | 0 | 29 | 15 |
| Number Euthanised at Pound | 0 | 0 | 0 | 0 | 0 | 0 | 0 | 0 | 0 | 0 |
| Number to Sanctuaries | 0 | 0 | 0 | 0 | 0 | 0 | 0 | 0 | 0 | 0 |
| No. at Pound 31/12/23 | 0 | 0 | 0 | 0 | 0 | 0 | 0 | 0 | 0 | 0 |
| No. Aborted Trips | 0 | 0 | 0 | 0 | 4 | 0 | 0 | 0 | 4 | 6 |

*Note: Total recoupment payable by DAFM to LAs for horses for collection to disposal from 1st Jan, 2015 is €375 (Circular 2 2014 - reduction of €75).

2.6. Energy Management

2.6.1 SEAI

Public bodies are required under Statutory Instrument 426 of the European Union Energy Efficiency Regulations (2014) as amended to report their energy performance annually. The system by which public bodies report their energy consumption is through the Monitoring and Reporting (M&R) system, managed by the Sustainable Energy Authority of Ireland (SEAI).

Under the Climate Action Plan, Cork County Council had an energy efficiency improvement target of 50% from the baseline year of 2009 by 2030.

2.6.2 Energy Efficiency Status 2030 (preliminary)

At the end of 2021, Cork County Council's energy efficiency was 25.3% better than baseline. The NEEAP target glide path presented in the current SEAI monitoring and reporting scorecard is shown in Figure 1.

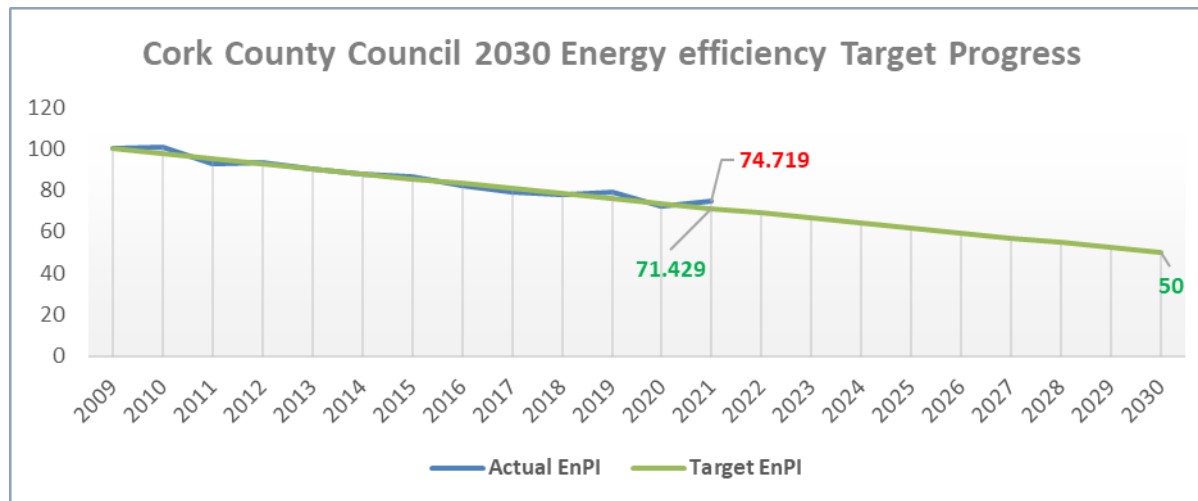


Figure 1 Cork County Council's energy efficiency performance glide path to 2030 from SEAI M&R

Environment/Climate Action/Emergency Services/Rural Broadband

The figures presented were published by the SEAI in their Annual Report 2020 on Public Sector Energy Efficiency Performance. The major findings are as follows:

- 2.8% worse than 2020
- 25.3% better than baseline (2009)
- 49.4% improvement required by 2030

Cork County Council's 2021 scorecard is expected to be published by SEAI in October 2023.

2.6.3 Energy Management Action Plans 2023

Individual Directorates and SEUs were invited to submit Energy Management Action Plans (EMAP) for 2023. The actions for 2023 and progress to date are shown in Table 1.

| Directorate | Section | Action | Comment |
|------------------------------------|--------------------------------|--|--|
| Corporate Services | County Hall Campus | lighting control upgrade (phase 1 of 2 - 'smart sockets') | <i>Complete</i> |
| | | Capital programme to replace the Philips lighting controllers and software | <i>Close to completion</i> |
| | | Fluorescent lighting upgrade to LED lighting – County Hall | <i>Scoping Stage</i> |
| | | Fluorescent lighting upgrade to LED lighting – Multi-storey carpark | <i>In progress</i> |
| Roads & Transportation | Public Lighting | Public Lighting Energy Efficiency Project (PLEEP) – South West Region | <i>Contracts signed 28/1/2022. Works have commenced</i> |
| Environment | Inniscarra Env building | Replace geothermal with air-to-water heat pump/ Replace kerosene oil boilers/ | <i>Consultants appointed- review of site has been undertaken & proposals being considered by CCC</i> |
| | | Indoor Lighting replacement` - phase 2 (10 buildings) | <i>SSIP approval secured; procurement is progressing</i> |
| | | Mallow – energy audit | <i>Awaiting completion by consultant</i> |
| | | Energy Management Software (eLighthouse – Phase 4) | <i>Phase 4 – work has commenced</i> |
| | | Display Energy Certificates | <i>Consultant procured</i> |
| Energy & Climate Change | Airtightness tests | <i>Env building (Inniscarra) will be tested for air- tightness. Additional buildings may be added Fire & Building Control building completed during 2022</i> | |

Environment/Climate Action/Emergency Services/Rural Broadband

| | | | |
|-----------------------------------|------------------------------|---|--|
| Roads & Transportation | Fleet Mgmt Unit | Machinery depot - energy review & onsite energy generation | <i>Procurement of assessment of energy use in Newberry & Skibbereen yards including fabric upgrade requirement. Will include review of onsite Solar PV generation to supply bitumen production</i> |
| Municipal Districts | Library Service | Fermoy – review of heating system | <i>complete</i> |
| | | Skibbereen – windows replacement phase 2 | <i>Contractor appointed- Replacement of the existing single glaze windows</i> |
| | | Carrigaline roof | <i>Complete</i> |
| | | Clonakilty – door and draft lobby | <i>Complete</i> |
| | | Bantry - major building energy upgrade | <i>Under review Successful Heritage Grant application to replace the windows. Grant is €259,920, with a match funding requirement of 25%.</i> |
| | Architects | Kinsale - Old Mill Library | <i>Works ongoing</i> |
| | | Macroon - Briery Gap Theatre & Library | <i>Works ongoing</i> |
| | Mallow Leisure Centre | Detail Design regarding the Upgrade of Mallow Pool including energy efficiency works such as new windows, roofing, and improved AHU's | <i>Mallow Swimming Pool has been approved by SSIP for funding for Design - A letter of Intent has been issued to Consultant. It will be 6 months before any design is complete. Funding has not been approved to go to construction – this will require further approval by the SSIP Group at a future date.</i> |
| | Fermoy Leisure Centre | Fermoy Leisure Centre - replacement boiler, shower calorifier, dressing room AHU | <i>2023 Action Request for Tenders have been approved to be sought and are now issued for the following works at the Pool (05/05/2023):</i> |

Environment/Climate Action/Emergency Services/Rural Broadband

| | | | |
|--|---------------------------------|---|---|
| | | | <p>(a) New Cascade Boiler</p> <p>(b) New Shower Heater Unit</p> <p>(c) New Dressing room AHU</p> |
| | Dunmanway Leisure Centre | Dunmanway Pool - Energy & Carbon Emissions Saving Report Heat Pump installation | <p><i>Opportunity for Improvement identified:</i></p> <ul style="list-style-type: none"> - Heat Pump Installation - Boiler replacement - AHU dampers bypass - Heating System - Remove regulating valves on three port valves and optimize variable flow |

Table 1 2023 EMAP actions

Note the above actions are dependent on funding approval within the respective Directorate.

2.6.4 Important dates

| Date | Description |
|---------------------------|---|
| 26th & 27th March 2023 | ISO 50001 surveillance audit |
| 19 th May 2023 | Monitoring & Reporting Deadline |
| October 2023 | Annual Report 2022 on Public Sector Energy Efficiency Performance |

Table 2 2023 key dates

2.6.5 ISO 50001

Cork County Councils Energy Management System (EnMS) is accredited to the ISO 50001 standard. Cork County Council is therefore compliant with SI 426, which is the statutory instrument that requires all large organisations to either have completed an organisational energy audit or have implemented an approved EnMS. An ISO 50001 surveillance audit was successfully completed on the 27th of April 2023.

2.6.6 Significant Energy Users (SEU)

ISO 50001 is an organisational energy management system. A requirement of the ISO 50001 accreditation is that Cork County Council continuously monitors and reports on its SEU's. Cork County Council has four nr. Significant Energy Users (SEU). Cumulatively they account for more than 80% of all energy consumption. The 2022 percentage breakdown is provided below:

- Public Lighting (30%)
- Fleet (37%)
- County Hall campus (5%)
- Leisure Centres (7%)
 - Fermoy
 - Mallow
 - Dunmanway
- Other buildings (20%)

2.6.7 Energy Efficiency Status

The Energy & Climate Change Section monitor the energy consumption of each SEU monthly using Energy Performance Indicators (EnPI). The EnPI for each Significant Energy User is described as follows:

- **County Hall has two EnPIs**
 - *A formula called CUSUM predicts what energy should have been used based on past performance and is adjusted for weather conditions.*
 - *kWh/m²/year*
- **Fleet**
 - *Is based on the average monthly litres/100km over the past 12 months.*
- **The Swimming Pools**
 - *A formula called CUSUM predicts what energy should have been used based on past performance and is adjusted for weather conditions.*
 - *kWh/m²/year*
- **Public lighting** *is calculated as the average wattage per lamp in the County. This energy performance indicator (EnPI) is reviewed annually.*

Environment/Climate Action/Emergency Services/Rural Broadband

| SEU Energy Performance Indicators (EnPI) | | | | | |
|--|---|------------------|---|-------|---|
| County Hall | | | | Fleet | Public Lighting |
| Heating Degree Days | Monthly Actual Gas V Predicted Gas use (above/below baseline of 0%) | | Total Energy kWh/m2/year (rolling 12 monthly EnPI) | | Litres/ 100km/ year (rolling 12 monthly EnPI) |
| | | | | | Watts/ lamp |
| | | | | | 2022 average |
| | | | | | >4% above Ave. = Yellow warning |
| | | | | 17.70 | 101.26 |
| | | | | 18.41 | 105.31 |
| | | | | 19.12 | 109.36 |
| | | | | | >8% above Ave. = Red warning |
| Jan-22 | 271 | -6% | 112 | 16.68 | 102.94 |
| Feb-22 | 229 | 10% | 111 | 16.79 | 102.80 |
| Mar-22 | 257 | 3% | 111 | 16.99 | 102.76 |
| Apr-22 | 201 | 9% | 112 | 17.12 | 102.64 |
| May-22 | 113 | 8% | 112 | 17.00 | 101.91 |
| Jun-22 | 81 | No space heating | 112 | 17.20 | 101.93 |
| Jul-22 | 30 | No space heating | 113 | 17.10 | 101.82 |
| Aug-22 | 26 | No space heating | 114 | 17.36 | 101.62 |
| Sep-22 | 67 | No space heating | 115 | 17.19 | 101.53 |
| Oct-22 | 103 | 3.5% | 115 | 17.33 | 101.58 |
| Nov-22 | 198 | -11% | 117 | 17.24 | 101.25 |
| Dec-22 | 329 | 0% | 120 | 17.70 | 101.26 |
| Jan-23 | 287 | 12% | 124 | 17.83 | 101.18 |
| Feb-23 | 226 | 9% | 127 | 17.77 | 101.16 |
| Mar-23 | 256 | -7% | 129 | 17.75 | 101.15 |
| Apr-23 | 203 | -39% | 129 | 17.89 | 101.12 |
| May-23 | 99 | -135% | 129 | 17.95 | 101.14 |

Figure 2 SEU Monthly Energy Performance Indicators (Leisure Centre EnPis will be present once energy data received from suppliers)

Coordination and compilation of report led by Debbie Hennessy, assisted by the Support Services Team Environment, Climate Action, Emergency Services & Rural Broadband Directorate and edited by Ted O'Leary, Senior Exec Officer.
Tel: 021 4532757 -- email: ted.oleary@corkcoco.ie