



ENVIRONMENT/CLIMATE ACTION/EMERGENCY SERVICES/RURAL BROADBAND

MANAGEMENT REPORT OF THE CHIEF EXECUTIVE TO: SOUTHERN COMMITTEE – FEBRUARY 2024.

<i>Environmental Enquiries & Incident Reports. How to contact us:</i>		
Subject	Email	Phone
Civic Amenity Sites & Recycling	recycling@corkcoco.ie	(021) 4285518
Waste & Litter complaints	antilitterunit@corkcoco.ie	(021) 4285518
Other Waste Enquiries	antilitterunit@corkcoco.ie	(021) 4532700
Water, Air, Noise, Agric, other...	environ@corkcoco.ie	(021) 4532700
Veterinary/Animal Welfare	vets@corkcoco.ie	(021)4285405
Access to Information on the Environment (AIE)	aie.requests@corkcoco.ie	(021) 4532700
You can also make a range of environmental enquiries and reports via YourCouncil.ie		

LOUIS DUFFY
DIRECTOR OF SERVICE
DATE: FEBRUARY 2024.

Environment/Climate Action/Emergency Services/Rural Broadband

1. PART 1 NEWS & UPDATES	5
1.1. CLIMATE ACTION	5
1.1.1 CLIMATE ACTION PLAN	5
1.1.2 COMMUNITY CLIMATE ACTION PROGRAMME (CCAP)	5
1.2. WASTE & LITTER	6
1.2.1 BROWN BIN COLLECTION SERVICE AVAILABLE TO ALL FROM JANUARY 2024.	6
1.2.2 NATIONAL END OF WASTE CRITERIA OR RECYCLED AGGREGATE	7
1.2.3 NATIONAL BY-PRODUCT CRITERIA FOR SITE-WON ASPHALT	7
1.3. WATER QUALITY	8
1.3.1 NEW GRANT SCHEMES FOR SEPTIC TANKS IN 2024.	8
1.4. AIR QUALITY	9
1.4.1 PROTECT YOUR HEALTH THIS HEATING SEASON.	9
1.4.2 SALE OF NON-COMPLIANT SOLID FUEL REMAINS AN ISSUE.	9
1.5. DOG CONTROL & ANIMAL WELFARE	10
1.5.1 NEW REGULATIONS INCREASE DOG CONTROL FINES	10
1.6. COMMUNITY ENVIRONMENTAL AWARENESS PROGRAMMES	10
1.6.1 WASTE NOT, WANT NOT CONFERENCE- TACKLES FOOD WASTE IN THE TOURISM INDUSTRY	10
1.6.2 CLOTH NAPPY INCENTIVE SCHEME	11
1.6.3 DEPOSIT RETURN SCHEME	12
1.6.4 WEEE NATIONAL CAMPAIGN LAUNCHED	12
1.6.5 MYWASTE.IE SUPPORTS SCHOOLS TO SEGREGATE THEIR WASTE	13
1.7. NATIONAL BROADBAND PLAN (NBP)	14
1.7.1 DIGITAL CONNECTIVITY STRATEGY UPDATE	14

Environment/Climate Action/Emergency Services/Rural Broadband

1.7.2	NATIONAL BROADBAND IRELAND	14
1.7.3	BROADBAND CONNECTION POINTS	17
1.8.	EMERGENCY SERVICES	19
1.8.1	COMMUNITY SMOKE ALARM SCHEME	19
1.8.2	CONTROLLED BURNING	19
1.8.3	MEM TRAINING	20
1.8.4	SEVERE WEATHER	21
2.	WORK PROGRAMME REPORTS FOR Q4 2023	22
2.1.	FIRE AND BUILDING CONTROL	22
2.1.1	FIRE OPERATIONS FOR Q4.	22
2.1.2	FIRE PREVENTION	23
2.2.	WATER	27
2.2.1	PUBLIC DRINKING WATER	27
2.2.2	PRIVATE DRINKING WATER COMPLIANCE MONITORING	27
2.2.3	BATHING WATER COMPLIANCE PROGRAMME 2022	28
2.2.4	BATHING WATER QUALITY STATUS FOR IDENTIFIED & BLUE FLAG BEACHES	28
2.2.5	BATHING WATER QUALITY STATUS FOR GREEN COAST AWARDS & CANDIDATE BEACHES	29
2.2.6	AGRICULTURAL INSPECTION PROGRAM	30
2.2.7	SEPTIC TANKS INSPECTION PROGRAMME 2023.	31
2.2.8	UPDATE ON SEPTIC TANK INSPECTION PROGRAM 2013 – 2023	32
2.2.9	UPDATE ON TRACKING OF COMPLIANCE WITH ADVISORY NOTICES 2013 – 2023	32
2.2.10	DWWTS GRANT PAYMENTS BY CORK COUNTY COUNCIL (TO 30/09/2023)	33
2.2.11	PUBLIC MUNICIPAL WASTEWATER SAMPLING PROGRAMME	34
2.2.12	TRADE WASTEWATER DISCHARGE LICENSE INSPECTION PROGRAM – S4 DISCHARGES TO WATER	34
2.3.	AIR & NOISE	37
2.3.1	NUMBERS OF LICENSES UNDER AIR POLLUTIONS ACTS AND RELATED REGULATIONS	37

Environment/Climate Action/Emergency Services/Rural Broadband

2.3.2	<i>INSPECTIONS UNDER AIR POLLUTION ACTS AND RELATED REGULATIONS</i>	39
2.3.3	<i>SOLID FUEL REGULATION INSPECTION PROGRAM</i>	39
2.3.4	<i>SOLID FUEL REGULATIONS -MOBILE/MULTI-AGENCY CHECKPOINTS</i>	40
2.4. WASTE		41
2.4.1	<i>INSPECTIONS 1ST OCTOBER TO 31ST DECEMBER 2023.</i>	41
2.4.2	<i>CIVIC AMENITY SITES (Q4 2023 DATA NOT YET AVAILABLE)</i>	42
2.4.3	<i>BRING SITES (Q4 2023 DATA NOT YET AVAILABLE)</i>	43
2.4.4	<i>DECISIONS MADE WASTE FACILITY PERMIT & WASTE CERT OF REGISTRATION APPLICATIONS JULY 1ST – SEPTEMBER30TH</i>	44
2.4.5	<i>LITTER FINES - ENVIRONMENT DIRECTORATE LITTER WARDENS YTD 2023</i>	45
2.4.6	<i>LITTER FINES BY CATEGORY - ENVIRONMENT DIRECTORATE LITTER WARDENS</i>	45
2.4.7	<i>LITTER FINES - MUNICIPAL DISTRICT LITTER WARDENS YTD 2023 (DATA NOT AVAILABLE)</i>	46
2.4.8	<i>ANTI LITTER UNIT & OTHER ENVIRONMENTAL COMPLAINTS BY TYPE</i>	46
2.4.9	<i>ANTI LITTER UNIT & OTHER ENVIRONMENTAL COMPLAINTS BY MDC</i>	47
2.4.10	<i>TOTAL PROSECUTIONS (UNDER WMA 1997)</i>	48
2.5. VETERINARY & FOOD SAFETY		48
2.5.1	<i>NO. OF DOG LICENCES ISSUED</i>	48
2.5.2	<i>NUMBER OF LIFETIME DOG LICENSES PURCHASED OVER PAST 10 YEARS.</i>	49
2.5.3	<i>NO. OF DOG FINES ISSUED</i>	49
2.5.4	<i>NO. OF REGISTERED DOG BREEDING ESTABLISHMENTS</i>	49
2.5.5	<i>APPROVED/REGISTERED FOOD PREMISES</i>	50
2.5.6	<i>CONTROL OF HORSES</i>	50
2.6. ENERGY MANAGEMENT		51
2.6.1	<i>SEAI</i>	51
2.6.2	<i>ENERGY EFFICIENCY STATUS 2030 (PRELIMINARY)</i>	51
2.6.3	<i>ENERGY MANAGEMENT ACTION PLANS 2023</i>	52
2.6.4	<i>IMPORTANT DATES</i>	54
2.6.5	<i>ISO 50001</i>	54
2.6.6	<i>SIGNIFICANT ENERGY USERS (SEU)</i>	55
2.6.7	<i>ENERGY EFFICIENCY STATUS</i>	55

1. Part 1 News & Updates

1.1. Climate Action

1.1.1 Climate Action Plan

The Elected Members approved Cork County Council's Climate Action Plan 2024-2029 at the Full Council meeting held on the 12th of February. The Ministerial Guidelines require that the Plan be published within 30 days of its adoption. Accordingly, the Climate Action Team are now working towards publishing the final plan, including its translation as required under the Official Languages Acts. Discussions will commence shortly with Directorates across the council regarding implementation of adopted individual climate actions.

1.1.2 Community Climate Action Programme (CCAP)

Cork County Council launched the Community Climate Action Programme (CCAP) on Wednesday 13th December 2023, and a call for applications is open for a period of 12 weeks, closing on **Wednesday 6th March 2024 at 16:00**. The CCAP is designed to provide targeted funding for community groups through a competitive application process to deliver community climate action. Eligible community organisations can apply **for up to 100% funding** across three categories: (i) small scale projects: less than €20,000, (ii) medium scale projects: €20,000 to €50,000, and (iii) large scale projects: €51,000 to €100,000. Further details regarding eligibility and requirements can be found [here](#).

1.2. Waste & Litter

1.2.1 Brown Bin Collection Service available to all from January 2024.

From **January 2024**, new legislation means every household with a waste collection service is entitled to a brown bin collection from their service provider.

Up until now, only approximately 69% of households in Ireland up have been able to avail of a food waste collection service from their waste service collector. [Mywaste.ie](https://www.mywaste.ie) is encouraging everyone who does not already have the service to contact their waste collector and request a brown bin service in 2024, because *“you’re never too remote to recycle!”*

A brown bin service accepts all types of food including raw and cooked meat and fish, plate scrapings, along with fruit and vegetable peelings. Other items that can go into the brown bin include food-soiled paper napkins, paper towels, pizza boxes as well as grass clippings and light garden waste. There is lots of information available at <https://www.mywaste.ie/brown-bin-service/>

[Click here](#) to watch this video on how to recycle your food.



(01_2024_N)

1.2.2 National End of Waste Criteria or Recycled Aggregate

The EPA published the National End of waste Criteria for Recycled Aggregates in October last. The decision applies to aggregates recycled from construction and demolition waste, including soil and stone, concrete bricks and ceramics. The criteria will allow waste to be reclassified as a product on the market.

The decision will keep materials in use for longer and help towards our circular economy and green public procurement targets by using recycled materials in road construction and general fill. The replacement of virgin aggregates with recycled aggregates will increase recycling in the construction and demolition sectors.

Further details can be found on the link below:

<https://www.epa.ie/publications/licensing--permitting/waste/-national-end-of-waste-criteria-recycled-aggregates.php>



(01_2024_N)

1.2.3 National By-Product Criteria for Site-Won Asphalt

In November last the EPA also published the National By-Product Criteria for Site-Won asphalt (e.g. road planings) which became effective immediately.

These criteria allow for the classification of road planings as a by-product, meaning it is not waste. The by-product can subsequently be used or placed on the market in the same way as virgin material. These criteria support waste prevention and facilitate the reuse of materials in new construction projects, in line with circular economy objectives.

Construction and Demolition waste accounts for over 50% of all waste in Ireland and the National decision aims to reduce waste in the road construction industry. This means that road planings are no longer considered a waste if used in accordance to the criteria. The elimination of a case-by-case assessment carried out by the EPA is welcomed as it will set a level playing field for all stakeholders and will encourage more stakeholders to participate.

Further details can be found on the link below:

<https://www.epa.ie/publications/licensing--permitting/waste/consultation-paper-regulation-277-national-by-product-criteria-for-road-planings-used-in-rap-plants.php>

1.3. Water Quality

1.3.1 New Grant Schemes for Septic Tanks in 2024.

The Minister for Housing, Local Government and Heritage, Darragh O'Brien, recently announced changes to domestic wastewater treatment systems grants, (commonly known as septic tank grants), in a [press release](#) on 4th November 2023.

The new regulations introduce the following changes;

- Increase in maximum grant payable from €5,000 to €12,000,
- The requirement to have the septic tank system registered before the 1st February 2013 has been removed,

There is no change in other eligibility criteria i.e

- *The system must have been inspected by Cork County Council under the EPA's National Inspection Plan (136 inspections to be undertaken in Cork County this year)*
- **Or Be** located in a [Priority Area for Action \(PAA\)](#)
- or [High Status Objective Catchment Areas](#)

Note, there is no grant available for works costing less than €750 in Priority Areas for Action and High-Status Areas.

It is anticipated that the next national River Basin Management Plan, the publication of which is overdue may expand the areas covered by PAAs and High-Status Objective Catchments

[Domestic Wastewater Grant Schemes](#)

Or contact Septictankgrants@corkcoco.ie



(12_2023_W)

1.4. Air Quality

1.4.1 *Protect your health this heating season.*

As we are now in the midst of the heating season, we'd like to remind councillors that the national ban on the burning of smoky solid fuels including coal, wet timber and other smoky fuels has been in place for over a year.

This is primarily a public health initiative aimed at improving air quality both indoors and outside. Particulate matter emissions from solid fuel burning have a proven harmful impact on health, contributing to heart attacks and strokes as well as significantly compromising the quality of life for people suffering from respiratory conditions such as asthma.

This heating season we're asking elected members to

- To assist in promoting the clean air message,
- to encourage householders to use alternative heating systems where possible,
- and where there is no alternative to promote the use of approved solid fuels only,

1.4.2 *Sale of Non-Compliant solid fuel remains an issue.*

The Environment Directorate recently undertook a county-wide market surveillance exercise alongside its regular programme of inspections of solid fuel retailers. While most retailers are compliant and sell only approved fuels, we have uncovered evidence of the sale and transport of unapproved fuels, particularly bituminous (smoky) coal. Some of the non-compliant retailers identified are in North Cork.

Although this illegal trade is confined to a small number of operators, it is damaging to compliant operators who are losing customers and revenue. The fact that much of this smoky coal is being sourced in Northern Ireland and is being transported all the way to Cork without payment of VAT or Carbon Tax allows non-compliant operators to undercut legitimate traders.

The Environment Directorate will continue to monitor closely and will initiate enforcement action as necessary, and we will also co-ordinate with Revenue & Customs services as appropriate. Anyone wishing to report the transport and or sale of unapproved fuels can do so by email to environ@corkcoco.ie, by telephone to (021) 4532700 or online at YourCouncil.ie.



(01_2024_N)

(01_2024_N)

1.5. Dog Control & Animal Welfare

1.5.1 *New Regulations increase Dog Control Fines*

On 1st December last, new regulations came into force increasing fixed penalty fines under the Control of Dogs Act.

Under the new regulations, Dog Owners can receive on the spot fines of €300 for failing to keep their dog under effective control. Dog Wardens can also issue €300 fines to dog owners for failing to keep a dog muzzled or leashed in a public place where it is required. (02_2024_S)

1.6. Community Environmental Awareness Programmes

1.6.1 *Waste Not, Want Not Conference- Tackles Food Waste in the Tourism Industry*

In a collective effort to address and mitigate the impact of food waste within the tourism industry, Cork County Council, in collaboration with Cork City Council and Visit Cork, proudly hosted the "Waste Not, Want Not" conference on Wednesday 31st January.

The half-day event took place at the newly established state-of-the-art Education, Conservation and Research Centre in Fota Wildlife Park. The initiative was supported by funding from the Regional Waste Management Planning Offices' "Green Hubs" Fund.

Attended by 250 delegates, the event was in response to the alarming statistic that more than one-quarter of the global food production is wasted, contributing significantly to climate change, with food loss and waste responsible for 8-10% of greenhouse gas emissions. Expert speakers presented valuable insights, expertise, and practical solutions for managing and reducing waste in the tourism and hospitality industry.

Delegates in attendance were encouraged to take collective action to reduce food waste in Cork and to maximise the volume of materials diverted to recycling and composting by improving waste segregation and utilising the [My Waste Commercial Waste Toolkit](#).

Over the next 10 months, the project partners will assist the industry in taking action. For more information contact eao@corkcoco.ie

(02_2024_S)



(BR)Valerie O'Sullivan, Chief Executive, Mayor of the County of Cork, Cllr. Frank O'Flynn. (FR) Cllr. Anthony Barry, Chair CCC Environment SPC, and Louis Duffy, Director of Service, together with Council Staff at the Waste Not, Want Not Conference.

1.6.2 Cloth Nappy Incentive Scheme

Cork County Council, in collaboration with Cork City Council, Cork University Maternity Hospital (CUMH) and Voice Ireland, launched the Cloth Nappy Incentive Scheme in December, to support parents in making a move from disposable nappies to reusable cloth nappies.

A baby uses between 4,000 and 4,500 nappies before potty training at roughly 2.5 years and the UNEP reported in 2021 that disposable nappies are one of the biggest contributors to plastic waste globally. The Cloth Nappy Incentive Scheme supports the use of reusable nappies among families who could not otherwise have considered trying them owing to the upfront costs in buying the nappies. The scheme was established by VOICE under funding provided by the Environmental Protection Agency for a pilot programme in Dublin which was very successful.

The scheme has been hugely popular since the launch in Cork. To date, 100 families in Cork County have been accepted on the scheme. Each family will be provided with a cloth nappy starter kit worth €100 and feedback on their experience will be collected over time.

For more information visit <https://www.voiceireland.org/campaign/cloth-nappy-incentive-scheme>.



Launch at CUMH: Mairead O'Riordan, Clinical Lead CUMH, expectant mothers & staff members Midwife Roisin O'Connor and Dr Cathy Rowland SPR; Dr Cathy Burke, Consultant Gynaecologist/Obstetrician CUMH. Abi O'Callaghan-Platt; Voice Ireland; Staff of Cork City & County Council.

(02_2024_S)

1.6.3 Deposit Return Scheme

The Deposit Return scheme in Ireland commenced on 1st February 2024. From this date, you will pay a small deposit, in addition to the price of the drink, when you buy a drink in a plastic bottle, aluminium or steel can that features the Re-turn logo.

A deposit of 15c is applied to containers from 150ml to 500ml inclusive and a deposit of 25c for containers over 500mls to 3 litres inclusive. When you return your empty and undamaged drink container to participating shops/supermarkets or Reverse Vending Machine (RVM), you will get your deposit back in full.

As a circular economy initiative, the new Deposit Return Scheme aims to move away from the 'take make and dispose' culture to one of returning valuable materials and keeping them in the economy for as long as possible.

For more information on the scheme visit <https://re-turn.ie/>.



(02_2024_S)

1.6.4 WEEE National Campaign Launched

The recently launched WEEE National Campaign highlights the importance of recycling broken or unused appliances. The campaign is a collaboration between the Government, MyWaste.ie and the two national compliance schemes ERP Ireland and WEEE Ireland.

Electrical items such as mobile phones, laptops, toasters, Christmas lights can all be recycled but people are either hoarding them or disposing of them incorrectly. According to WEEE Ireland chief executive Leo Donovan, "For every 10 new small electrical products sold in Ireland last year, only four are eventually coming back through the Irish-approved e-waste recycling system when they reach end of life."

The aim of the campaign is to encourage households to do a clear out of electrical items and recycle them for free at their nearest drop off point.

See www.mywaste.ie for more information.



(02_2024_S)

1.6.5 Mywaste.ie Supports Schools to Segregate their Waste

Mywaste.ie have recently added a section on their website to assist schools in segregating their waste.

Waste prevention, waste segregation and recycling are all aspects of waste management that can be enhanced in schools across Ireland by implementing some simple practices and actions.

The resources available will assist schools in their journey and include downloadable posters, bin labels, guidance booklet, a checklist and four short training animations. Materials are available in English, as Gaeilge or bilingually.

For more information, go to [Schools - mywaste My Waste](#)



(02_2024_S)

1.7. National Broadband Plan (NBP)

1.7.1 Digital Connectivity Strategy Update

The January 2024 Digital Connectivity Strategy Update released by DECC reports:

The process of delivering fibre to all homes in the Intervention Area is progressing with momentum. While NBI is committed to delivering a cumulative target of 185,000 premises by the end of 2023 under the revised Contract targets, NBI passed over 205,600 premises up to the end of December 2023.

NBI believe they are now making up for delays encountered due to Covid restrictions and they will continue to seek to accelerate the rollout where possible. They expect to pass over 300,000 premises by the end of 2024.

To date over 69,100 full fibre connections have been made by NBI across all counties and demand remains very strong where fibre is available. Over 3,500 connections are being made each month.

1.7.2 National Broadband Ireland

NBI rely on their parent website at <https://nbi.ie/> to provide information on the National Broadband Contract. Websites <https://nbi.ie/where-are-we-working/> and <https://nbi.ie/nbp-project-progress/> provides greater detail on the roll-out progress to premises across the Intervention Areas.

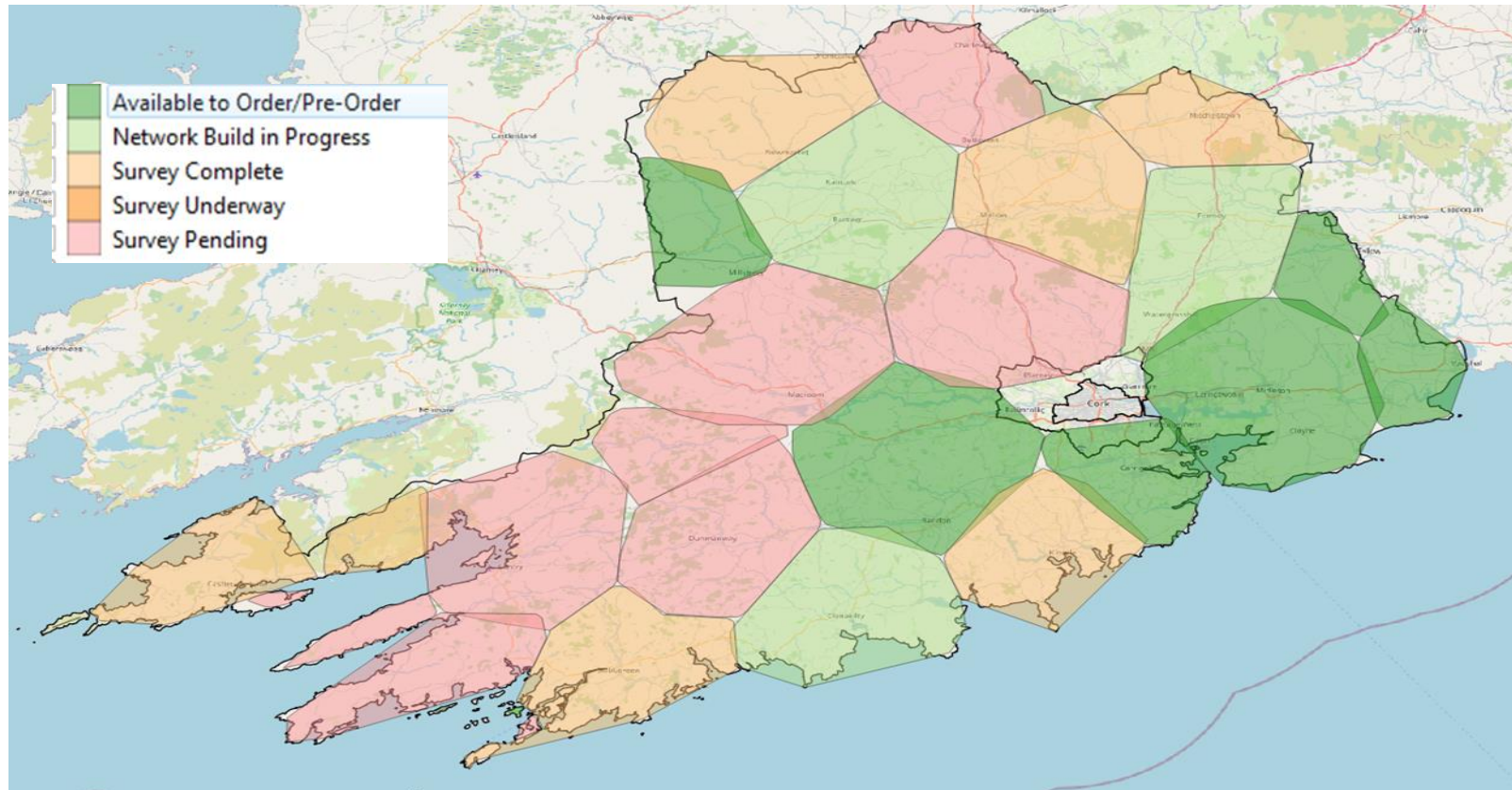
NBI continue to operate a dedicated e-mail service at reps@nbi.ie for Elected Representative queries and news items are published at <https://nbi.ie/news/updates/>. NBI advise of issuing news items direct to relevant Elected Representatives.

Network build is substantially complete in Carrigaline, Midleton, Youghal, Rathmore, Tallow, Templemartin as well as the Hare and Long Island DA's. Deployment in the, Clonakilty, Fermoy and Kanturk DA's is ongoing. Survey works in the Abbeyfeale, Dursey Island, Eyeries, Horse Island, Killavullen, Kinsale, Lauragh, Meelin, Mitchelstown and Skibbereen DA's is complete. Survey works are pending at Ballingeary, Bantry, Bere Island, Cape Clear, Sherkin Island, Carriganimmy, Charleville, Dunmanway, Grenagh, Kilcrohane and Schull. DA's

Environment/Climate Action/Emergency Services/Rural Broadband

Approx. 76,700 premises across Cork County will ultimately benefit from access to high-speed broadband constructed under the National Broadband. Broadband connections can now be obtained at approx. 23,500 premises in the intervention area and network build a further 14,000 premises is ongoing.

An overview of planned NBI broadband roll-out activity across the county can be captured from the <https://nbi.ie/where-are-we-working/> website. Website <https://nbi.ie/where-are-we-working/> can be hovered over to identify status of the individual DA's. An overview of the present status and the roll-out per Deployment Area is presented below.



Graphical Representation of NBI Deployment across DA's

Environment/Climate Action/Emergency Services/Rural Broadband

Status Deployment Area	Status	Anticipated Date for Connection	Number Premises MOVED INTO IA	Number Premises @ SURVEY_PENDING	Number Premises @ Survey Planned/Underway	Number Premises @ SURVEY_COMPLETE	Number Premises @ NETWORK_BUILD_IN_PR GRESS	Number Premises @ Available to Order/Pre Order	Number Premises in DA to be passed by NBI
ABBEYFEALE	SURVEY_COMPLETE	July 2025 - December 2025				45			45
BALLINGEARY	SURVEY_PENDING	January 2026 - December 2025		858					858
BANTRY	SURVEY_PENDING	January 2026 - December 2025		3792					3,792
Bere Island (CK)	SURVEY_PENDING	October 2025 - December 2025		248					248
Cape Clear/Sherkin Island (CK)	SURVEY_PENDING	March 2025 - May 2025		124					124
CARRIGALINE	Available to Order/Pre Order	Available to Order/Pre Order			16			3658	3,674
CARRIGANIMMY	SURVEY_PENDING	January 2026 - December 2025		4098					4,096
CHARLEVILLE	SURVEY_PENDING	January 2026 - December 2025		2261					2,261
CLONAKILTY	NETWORK_BUILD_IN_PROGRESS	July 2025 - December 2025					5795		5,795
Default OLT	DA_NOT_ASSIGNED		530	13	4				547
DUNMANWAY	SURVEY_PENDING	January 2026 - December 2025		4366					4,366
Dursey Island (CK)	SURVEY_COMPLETE	July 2025 - September 2025				18			18
EYERIES	SURVEY_COMPLETE	January 2025 - June 2025				1489			1,489
FERMOY	NETWORK_BUILD_IN_PROGRESS	January 2025 - June 2025					3695		3,695
GRENAGH	SURVEY_PENDING	January 2026 - December 2025		4183					4,183
Hare Island (CK)	Available to Order/Pre Order	Available to Order/Pre Order						59	59
Horse Island (CK)	SURVEY_COMPLETE	July 2026 - September 2026				7			7
KANTURK	NETWORK_BUILD_IN_PROGRESS	October 2024 - December 2025					3888		3,888
KILCROHANE	SURVEY_PENDING	January 2026 - December 2025		469					469
KILLAVULLEN	SURVEY_COMPLETE	January 2026 - December 2025				3252			3,252
KINSALE	SURVEY_COMPLETE	January 2026 - December 2025				3557			3,557
LAURAGH	SURVEY_COMPLETE	January 2025 - June 2025				401			401
Long Island (CK)	Available to Order/Pre Order	Available to Order/Pre Order						27	27
MEELIN	SURVEY_COMPLETE	January 2026 - December 2025				2050			2,050
MIDDLETON	Available to Order/Pre Order	Available to Order/Pre Order			28		163	8757	8,848
MITCHELSTOWN	SURVEY_COMPLETE	January 2026 - December 2025				1644			1,644
RATHMORE	Available to Order/Pre Order	Available to Order/Pre Order			33		5	2098	2,136
SCHULL	SURVEY_PENDING	January 2026 - December 2025		2319					2,319
SKIBBEREEN	SURVEY_COMPLETE	January 2026 - December 2025				3663			3,663
TALLOW	Available to Order/Pre Order	Available to Order/Pre Order					29	881	890
TEMPLEMARTIN	Available to Order/Pre Order	Available to Order/Pre Order			174		161	5815	6,050
YOUGHAL	Available to Order/Pre Order	Available to Order/Pre Order			12		196	2140	2,348
Totals			530	22,729	167	16,126	13,832	23,415	76,799

Tabular Representation of NBI Deployment across DA's

1.7.3 Broadband Connection Points

A total of 25 BCP's are now completed across the county and are operational. Remote working is being accommodated at a number of BCP's.

The Council continues to support the Broadband Connection Points (BCPs) initiative and is co-funding the monthly broadband retail service costs at BCP's in association with Dept. Rural and Community Development. Many of the BCP's availed of Town and Village funding support to purchase furniture and fittings to enhance remote working opportunities.

Centres across the county hosting BCP sites will benefit to amounts of €320K following successful applications under the Community Centre Investment Fund grant scheme aimed at upgrading and development of community centre facilities which had become aged and dilapidated over time. The successful groups are:

Aubane Community School, Millstreet	€16,000.00
Bere Island Old School Heritage Complex	€25,000.00
Castlelyons Community Centre	€22,628.25
Courtbrack Community Association, Gilough	€16,033.86
Diarmuid O'Mathuna GAA club, Castletownkenneigh, Enniskean	€16,117.00
Dromina Community Council Ltd, Newtownshandrum	€23,406.27
Whitechurch & Waterloo Community Association Company	€100,000.00
Riverstick Community Association	€100,916.73

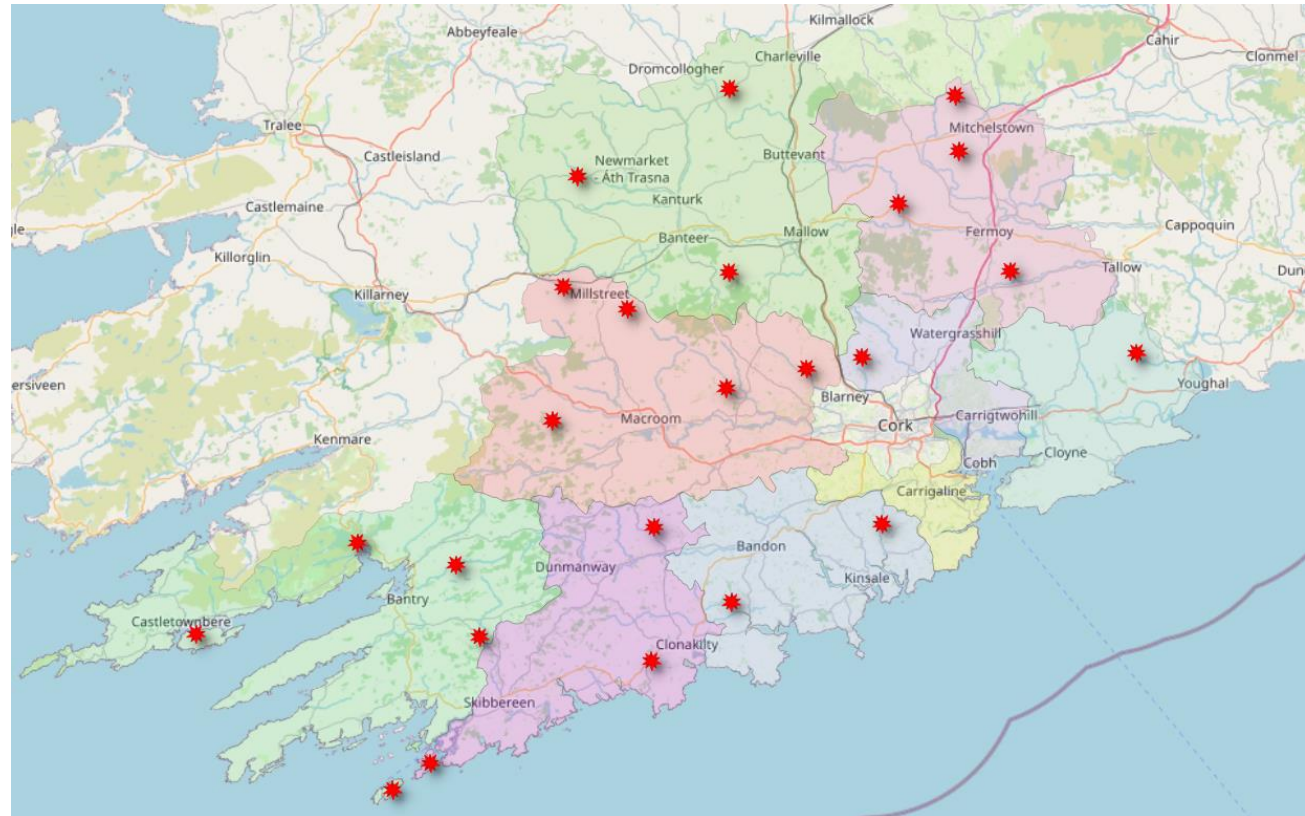
All projects funded under the Community Centre Investment Fund must be completed by March 2024 for drawdown of the approved funding.

Caheragh Community Hall was recently awarded €1,000 under the RISE Community Fund. The RISE Community Fund is supported by NBI and is aimed at addressing the rural digital divide. It awards grants of €1,000 each to empower local businesses, community groups and social enterprises to enhance their digital capacity. The Fund offers an immediate financial injection into the local community, boosting the digital ecosystem.

Environment/Climate Action/Emergency Services/Rural Broadband

The list of BCP's is categorized by MD as set out below:

- Bandon-Kinsale MD
 - Clogagh Community Hall and Riverstick Community Centre
- Cobh MD
 - Whitechurch Community Centre
- Fermoy MD
 - Ballindangan Community Centre, T.O Park Community & Sports Centre, Castlelyons Community Centre and The Old Mill, Castletownroche
- Kanturk-Mallow MD
 - Glash School Community Centre, Laharn Heritage Centre and The Old Schoolhouse, Dromina
- Macroom MD
 - Aghabullogue Community Centre, Aubane Community Centre, Ballydaly Community Hall, Courtbrack Community Centre and Ionadh Áise, Renaniree
- East Cork MD
 - Inch Community Centre
- West Cork MD
 - Bere Island Heritage Centre, Castletownkenneigh Community Centre, Clonakilty ETB, Coláiste Phobal Cléire, Lisavaird Community Centre, Mealagh Valley Community Centre and Sherkin Island Community Hall, Caheragh Community Centre and Glengarriff Community Centre.



(02_2024_S)

1.8. Emergency Services

1.8.1 Community Smoke Alarm Scheme

Cork County Fire Service will provide local Community Groups/Organisations with 10 year battery operated smoke alarms for distribution and installation in elderly and vulnerable resident's dwellings. These smoke alarms are only available to individuals through local Community Groups/Organisations. Representatives of such group who want further information on this scheme can contact Cork County Fire Service at fireinfo@corkcoco.ie for details and application forms.

The scheme is supported by the National Directorate for Fire and Emergency Management (NDFEM).

The importance of having a working smoke detector fitted cannot be over emphasised. Most deaths caused by house fires can be prevented if a working smoke alarm is installed.

Statistics show that 20% of households do not have a working smoke alarm. Working Smoke alarms can save lives!



(02_2024_S)

1.8.2 Controlled Burning

Cork County Council wishes to remind all land and property holders that it is illegal to cut, grub, burn or otherwise destroy, any vegetation growing on land not then cultivated, or in the course of cultivation, for agriculture or forestry between **1st March and 31st August** each year pursuant to the Wildlife Acts, 1976 and 2000.

The burning of waste is an illegal practice and is an offence under the Waste Management Act, 1996, as amended, the Air Pollution Act, 1987 and the Waste Management (Prohibition of Waste Disposal by Burning) (Amendment) Regulations, 2020.

The previous exemption under the Waste Management Regulations which allowed farmers to dispose of green waste generated by agricultural practices by burning ended on the 30th of November 2023.

Environment/Climate Action/Emergency Services/Rural Broadband

Consequently, Farmers/Landowners are no longer permitted to burn agricultural waste and must instead apply the following waste hierarchy:

- Waste arisings are reduced in accordance with best agricultural practice.
- Waste is reused where practicable.
- Waste is recycled through shredding and used as compost or wood chippings.
- Waste is salvaged for use as fuel where practicable.

Uncontrolled fires pose a danger to wildlife, property, infrastructure, the environment, and potentially human life. They can be a significant and prolonged draw on Cork County Council Fire Service resources and may compromise their ability to respond to other incidents such as road traffic collisions or domestic fires.

Farmers carrying out limited controlled burning outside of the prohibited period of 1st March to 31st August must first notify the Fire Service by calling 999/112 to ensure that the Fire Service is not needlessly mobilised to the fire because of calls from concerned members of the public.

(02_2024_S)

1.8.3 MEM Training

A total of 170 people from the principal response agencies (An Garda Síochána, HSE, Cork County, Kerry County & Cork City Councils) attended the “Introduction to Emergency Management” held in Cork County Hall & Killarney in January & February.

The course was developed by the MEM Region South Training sub-group to support Major Emergency Management preparedness across the Region.



(02_2024_S)

1.8.4 Severe Weather

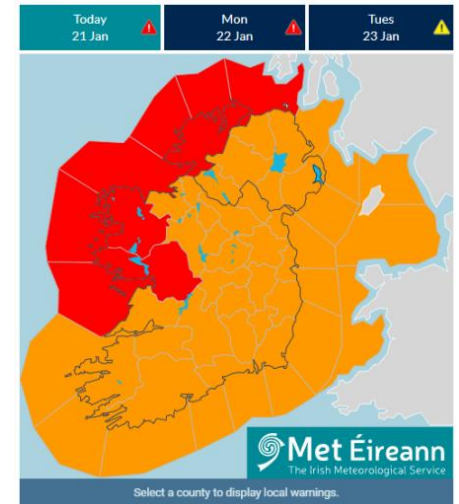
Following the receipt of Severe Weather Warnings, Cork County Council's Severe Weather Assessment Team (SWAT) convene to assess the likely level of response the situation requires based on the severity of the weather forecast and weather warnings, tidal surge warnings from the OPW, local knowledge of catchments and coastal areas, antecedent conditions, flood alerts from the ESB and/or information from any Flood Warning Systems in place. The situation is continuously assessed by Cork County Council throughout the duration of the severe weather alert.

Cork County Council's Crisis Management Team will be alerted in the event of the activation of the Flood Emergency Response Plan.

Inter-agency coordination will be established for severe weather events if deemed necessary. This may require the setting up of an On-Site Coordination Group (or Flood Operations Group). Off-site strategic support will be established by the Local Coordination Group in County Hall, if required.

Since the beginning of December, the following groups met in response to Met Éireann Status National Orange & Red weather warnings that were issued:

- Cork County Council's SWAT convened three times.
- The National Department for Fire & Emergency Management Crisis Management Team met on two occasions.



(02_2024_S)

2. Work Programme Reports for Q4 2023

(DATA IS UP TO THE END OF Q3 UNLESS OTHERWISE STATED)

2.1. Fire and Building Control

2.1.1 Fire Operations for Q4.

Fire Operations	
Total number of turnouts to fires	232
Average of turnout times	308.61secs
Average of response times	794.25secs
% of calls with a response time of less than 10 minutes	34.91%
% of calls with a response time of between 10 and 20 minutes	37.50%
% of calls with a response time greater than 20 minutes	13.79%
Total number of turnouts to non-fire emergencies	422
Average of turnout times	302.60secs
Average of response times	1008.12secs
% of calls with a response time of less than 10 minutes	27.25%
% of calls with a response time of less than 20 minutes	35.07%
% of calls with a response time greater than 20 minutes	22.51%

2.1.2 Fire Prevention

Fire and Building Control Statistics Q3-2023

Fire Prevention

Fire Safety Certificates (FSC)

The following statistics relate to the number of Fire Safety Certificate applications received and the number of Fire Safety Certificate applications granted on a month-by-month basis during the period covered by this report. *(FSC received includes invalid applications. Decisions does not include invalidation)*

Month	No. Fire Certificates received	No. Fire Certificates decided
October 2023	22	39
November 2023	27	35
December 2023	19	13
Total	68	87

Building Control

Commencement Notices and 7 Day Notices

The following statistics relate Commencement Notices (CN) submissions received on a the period covered by this

Month	No. of Buildings covered by Valid Notices (CN + 7DN)	No. of Notices made valid (CN + 7DN)
October 2023	349	98
November 2023	201	75
December 2023	295	49
Total	845	222

to the number of valid & 7 Day Notices (7DN) month by month basis during report.

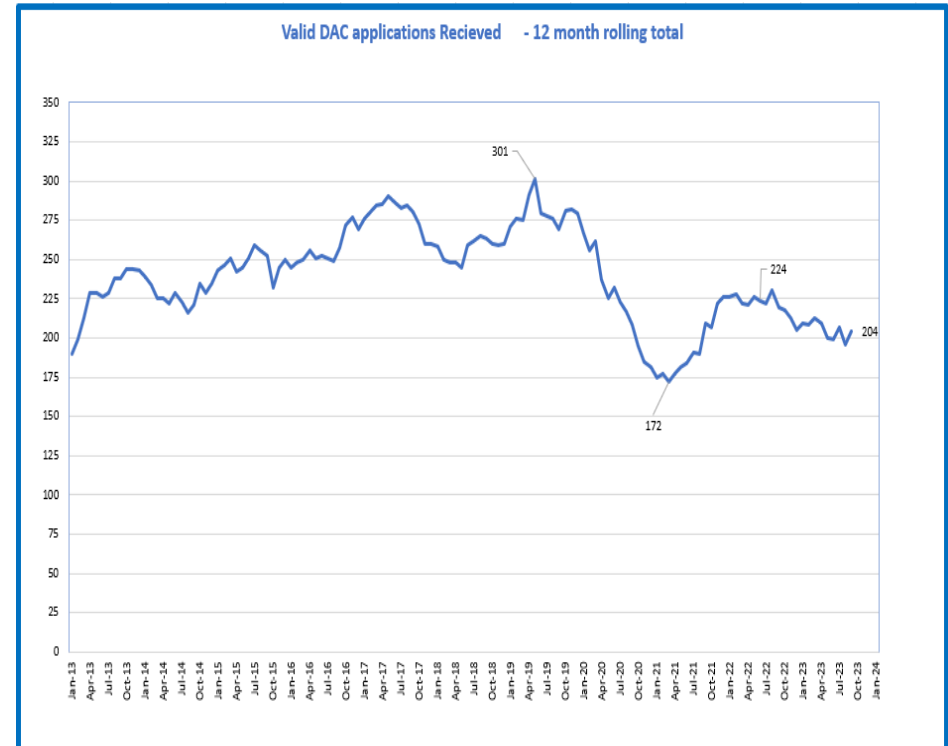
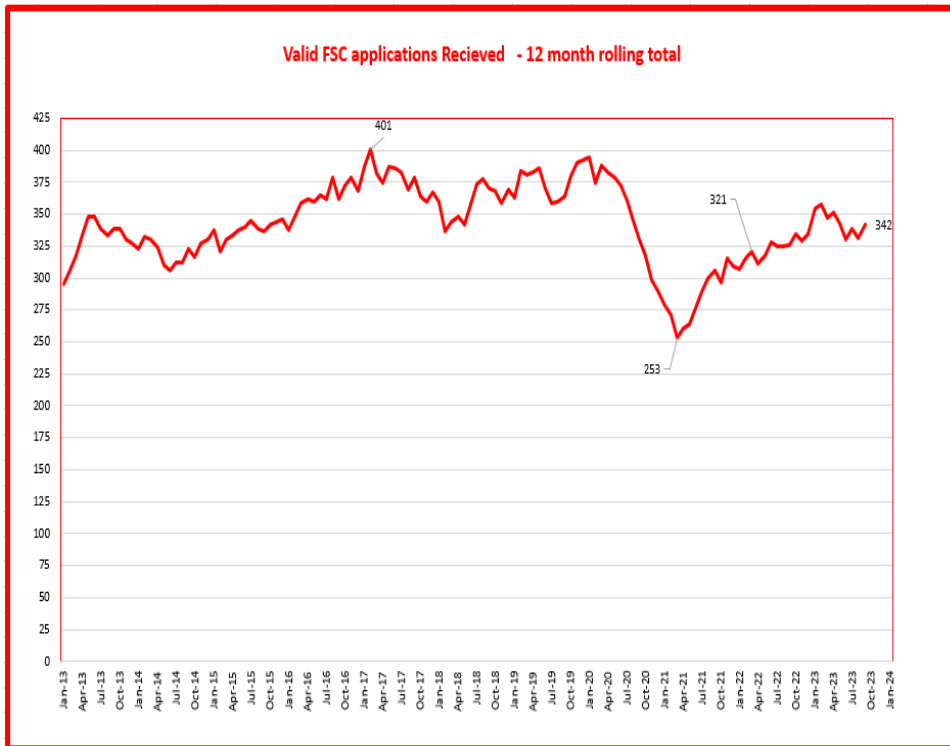
NB : the difference between the number of Notices and buildings is mostly accounted for by housing estates.

Environment/Climate Action/Emergency Services/Rural Broadband

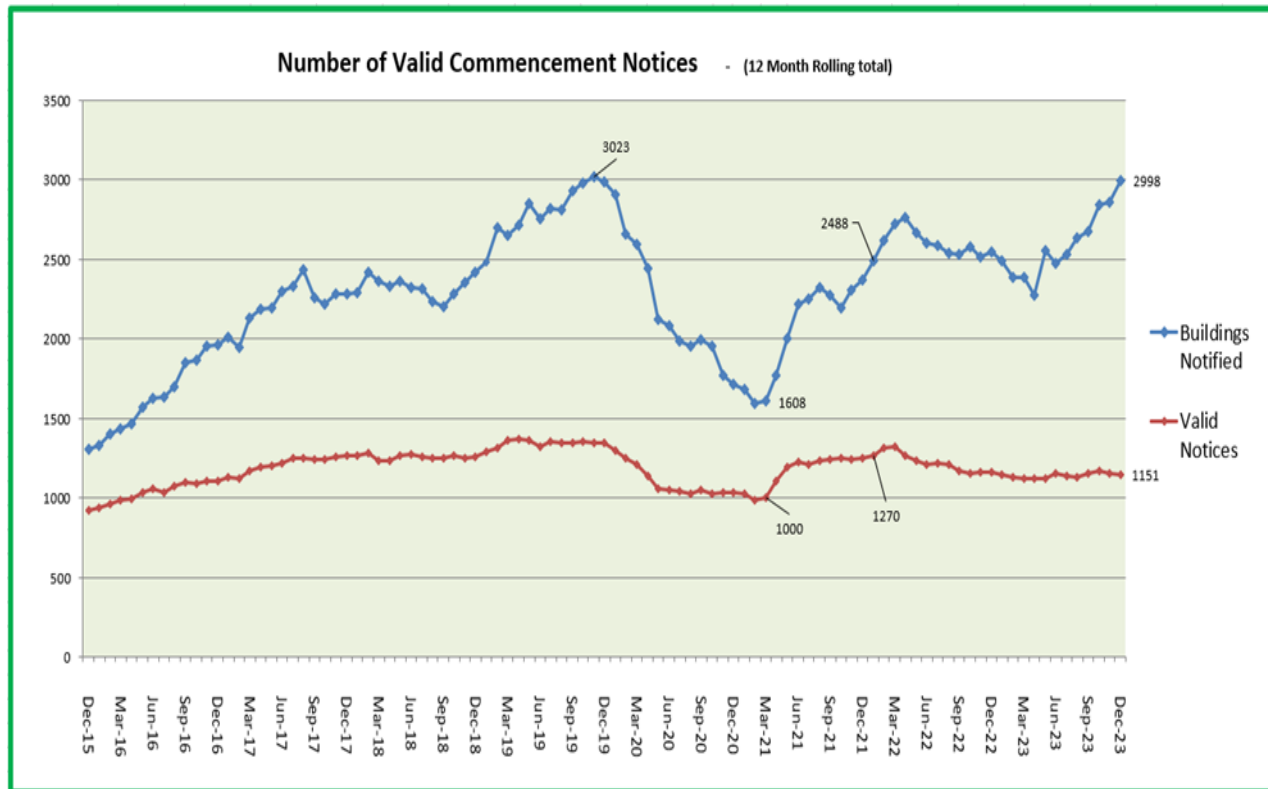
Disability Access Certificates (DAC)

The following statistics relate to the number of Disability Access Certificate (DAC) applications received and the number of DAC applications granted on a month by month basis for the period covered by this report. *(DAC received includes invalid applications. Decisions does not include invalidation)*

Month	No. Access Certificates received	No. Access Certificates decided
October 2023	11	25
November 2023	19	18
December 2023	21	13
Total	51	56



Environment/Climate Action/Emergency Services/Rural Broadband



Environment/Climate Action/Emergency Services/Rural Broadband

Buildings - Per Month										
	2015	2016	2017	2018	2019	2020	2021	2022	2023	2024
January	62	87	133	134	200	115	88	204	147	-
February	98	169	106	234	448	204	110	243	143	-
March	89	120	300	245	200	136	151	257	257	-
April	139	176	232	205	265	111	277	310	200	-
May	97	201	209	235	376	59	292	203	483	-
June	118	174	284	250	151	106	318	247	166	-
July	168	176	208	195	262	170	200	185	240	-
August	111	168	266	189	181	149	226	180	280	-
September	152	305	132	103	221	258	205	195	237	-
October	138	160	124	197	245	205	128	177	349	-
November	66	150	211	287	329	144	252	187	201	-
December	69	79	82	145	111	57	125	158	295	-
	1,307	1,965	2,287	2,419	2,989	1,714	2,372	2,546	2,998	-

	2015	2016	2017	2018	2019	2020	2021	2022	2023	2024
Quarter 1	249	376	539	613	848	455	349	704	547	-
Quarter 2	354	551	725	690	792	276	887	760	849	-
Quarter 3	431	649	606	487	664	577	631	560	757	-
Quarter 4	273	389	417	629	685	406	505	522	845	-
	1307	1965	2287	2419	2989	1714	2372	2546	2998	-

Notices - Submitted Per Month										
	2015	2016	2017	2018	2019	2020	2021	2022	2023	2024
January	50	70	94	93	128	82	72	94	81	-
February	67	91	90	110	137	83	50	95	81	-
March	63	88	136	88	133	96	105	115	101	-
April	87	95	117	120	126	54	158	98	100	-
May	74	111	117	146	137	59	147	121	123	-
June	86	111	130	134	101	95	132	107	135	-
July	121	99	127	112	138	124	105	113	100	-
August	70	111	116	112	104	90	117	110	105	-
September	88	106	96	91	93	119	125	79	103	-
October	102	98	95	112	123	98	103	88	98	-
November	66	81	95	81	73	82	80	86	75	-
December	46	43	52	57	55	52	54	55	49	-
	920	1,104	1,265	1,256	1,348	1,034	1,248	1,161	1,151	-

Notices - Submitted Per Quarter										
	2015	2016	2017	2018	2019	2020	2021	2022	2023	2024
Quarter 1	180	249	320	291	398	261	227	304	263	-
Quarter 2	247	317	364	400	364	208	437	326	358	-
Quarter 3	279	316	339	315	335	333	347	302	308	-
Quarter 4	214	222	242	250	251	232	237	229	222	-
	920	1104	1265	1256	1348	1034	1248	1161	1151	-

Note:

Further to SI 306 Planning development charges exemption, a number of CNs from Q1 were notified as not commenced and new CN were submitted in Q2
This effected at least 148 houses.

2.2. Water

2.2.1 Public Drinking Water

Full functional management of public water transferred to Uisce Éireann (UÉ) in September 2023. Monitoring information on individual water supplies can be found at <https://www.water.ie/water-supply/water-quality/>

2.2.2 Private Drinking Water Compliance Monitoring

Following updated HSE advise, sampling at nursing homes recommenced in 2022, subject to the incidence rate of Covid-19 at the time, as well as the agreement by management at individual nursing homes. In Q1 2023 priority was given to these nursing homes, as well as schools and creches.

Under the terms of our Service Level Agreement (SLA) with Irish Water, the Environment Directorate delivers an extensive sampling & testing programme in relation to public drinking water supplies. Summary data on progress against overall targets is given below. It is not currently possible to break this data down by Municipal District.

Detailed information on individual water supplies can be found at <https://www.water.ie/water-supply/water-quality/>.

Private WS supply type	No of drinking water Private supplies	No of samples scheduled for 2022	No of samples taken by end-Q4 2022	No of parameters scheduled for analysis in 2022	No of parameters analysed by end-Q4 2022	% of parameters Compliant with Drinking Water Standards up to end-Q4 2022
Private Group WS	25	50	52	800	845	97.2 %
<i>Q4/2021</i>	<i>25</i>	<i>50</i>	<i>69</i>	<i>950</i>	<i>1,238</i>	<i>95.6%</i>
Small private supplies	101*	202	202	3,686	3,350	96.9 %
<i>Q4/2021</i>	<i>159*</i>	<i>200</i>	<i>210</i>	<i>3,600</i>	<i>3,638</i>	<i>87.3</i>

* Number stated is number of supplies prioritised to be monitored based on a risk assessment (e.g. schools, crèches, nursing homes, etc.). This number may be reviewed during the year, depending on laboratory resources. Approximately 400 Small Private Supplies in County Cork

Environment/Climate Action/Emergency Services/Rural Broadband

2.2.3 Bathing Water Compliance Programme 2022

Note: Bathing Season monitoring extends from mid-May to mid-September*. In addition to bathing water sampling and testing outlined below, the Water Quality Laboratory also undertakes environmental education activities as required by the Blue Flag rules.

Below table outlines the planned bathing water monitoring programme for 2023.

Total No of beaches in monitoring programme 2023	No of samples scheduled for 2023 Bathing water Season (May – Sept)	No of samples taken 2023	No. of compliant samples <i>E.Coli <500 AND I. Enterococci <100</i>	No of non-compliant samples 2023 <i>E. coli > 500 OR I. Enterococci >100</i>
29	158	176	175	1
By End – 2022	177	202	197	5

2.2.4 Bathing water quality status for Identified & Blue flag beaches

Municipal District	Identified Bathing water	2023 Blue Flag Award	2022 Blue Flag Award	2021 Blue Flag Award	2021 Bathing water status (2017-2020 results)	2022 Bathing water status (2018-2021 results)	2023 Bathing water status*
Bandon/Kinsale	Coolmaine	Not BF	No	Not BF	Good	Good	Good
	Garrylucas	Yes	Yes	Yes	Excellent	Excellent	Excellent
	Garretstown	Yes	Yes	Yes	Excellent	Excellent	Excellent
Carrigaline	Fountainstown	Yes	Yes	Not BF	Excellent	Excellent	Excellent
East Cork	Garryvoe	No BF	No	No	Sufficient	Good	Good
	Redbarn	Yes	Yes	Yes	Excellent	Excellent	Excellent
	Youghal Claycastle	Yes	Yes	Yes	Excellent	Excellent	Excellent
	Youghal Front strand	Yes	Yes	No	Excellent	Excellent	Excellent
West	Barleycove	Yes	Yes	Yes	Excellent	Excellent	Excellent
	Inchydoney West	Yes	Yes	Yes	Excellent	Excellent	Excellent
	Inchydoney East	Yes	Yes	Yes	Excellent	Excellent	Excellent
	Ownahincha	Yes	Yes	Yes	Excellent	Excellent	Excellent
	Tragumna	Yes	Yes	Yes	Excellent	Excellent	Excellent
	Warren	No BF	No	Yes	Good	Good	Good

Environment/Climate Action/Emergency Services/Rural Broadband

11 Identified Bathing waters attained Blue flag for the 2022 bathing season - Barleycove, Fountainstown, Garretstown, Garrylucas, Inchydoney East, Inchydoney West, Owenahincha, Redbarn, Tragumna, Youghal Claycastle, Youghal Front Strand.

*The EPA is the sole arbiter of Bathing Water status, and this is based on 20 samples over 4 years. The status shown here is based on EPA/HSE criteria for assessment of a single sample

2.2.5 Bathing water quality status for Green Coast Awards & candidate beaches

15 no. applications for Green Flag beaches submitted to An Taisce for the 2023 bathing season were awarded in June 2023.

Municipal District	Beach	2023 Green Coast Award	2022 Green Coast Award	2021 Green Coast Award	2021 Bathing water status (2017-2020 results)	2022 Bathing water status (2018-2021 results)	2023 Bathing water status*
Bandon/Kinsale	Oysterhaven	Yes	Yes	No	Excellent	Excellent	Good
Carrigaline	Rockybay	Yes	Yes	Yes	Excellent	Excellent	Excellent
	Fountainstown	Yes	Yes	Yes	Excellent	Excellent	Excellent
East Cork	Ring Beach	Yes	Yes	Yes	Excellent	Excellent	Excellent
	Inch Beach	Yes	Yes	Yes	Excellent	Excellent	Excellent
	Shanagarry (Ardnahinch)	Yes	Yes	Yes	Excellent	Excellent	Excellent
	Ballynamona	Yes	Yes	No	Excellent	Excellent	Excellent
West Cork	Ballyrisode	Yes	Yes	Yes	Excellent	Excellent	Excellent
	Cadogens	Yes	Yes	Yes	Excellent	Excellent	Excellent
	Galleycove	Yes	Yes	Yes	Excellent	Excellent	Excellent
	Garinish	Yes	Yes	Yes	Excellent	Excellent	Excellent
	Inchydoney East	Yes	Yes	Yes	Excellent	Excellent	Excellent
	Red strand	Yes	Yes	Yes	Excellent	Excellent	Excellent
	Dooneen	Yes	Yes	Yes	Excellent	Excellent	Excellent
	Sherkin island	Yes	Yes	Yes	Excellent	Excellent	Excellent

*The EPA is the sole arbiter of Bathing Water status, and this is based on 20 samples over 4 years. The status shown here is based on EPA/HSE criteria for assessment of a single sample.

Environment/Climate Action/Emergency Services/Rural Broadband

2.2.6 Agricultural Inspection Program

No of farm inspections scheduled for 2023	Municipal District	No of farm inspections undertaken 1/1/2022 to 31/12/2022	No of farm inspections undertaken 1/1/2023 to 31/12/2023	No of warning letters sent	% of farms with non compliances detected	No. of Cross reports to DAFM	% of farms with Cross reports to DAFM
885	Carrigaline	25	7	2	22%	1	14%
	Bandon/ Kinsale	75	80	21	26%	0	0
	Macroom	67	113	31	27%	4	4%
	Cobh	49	73	32	44%	0	0
	East Cork	76	72	17	24%	4	6%
	Fermoy	145	214	72	34%	1	0.5%
	Mallow/Kanturk	216	162	43	27%	10	6%
	West Cork	130	211	51	24%	12	6%
	Total	783	932	269	29%	32	3%

The most frequent non-compliances detected during the farm inspections were as follows, (non-compliances with Good Agricultural Practice Regulations);

Non-Compliance	Number detected 1/1/2023 – 31/12/2023
Inadequate Soiled Water Collection & Storage	119
Inadequate Slurry Collection & Storage	79
Discharge with Potential to Impact Water Quality	66
Inadequate Management of Farmyard Manure	97
Spreading of Slurry/Soiled Water at the Wrong Times	17

Note multiple non-compliances on some inspections.

Environment/Climate Action/Emergency Services/Rural Broadband

2.2.7 Septic Tanks Inspection Programme 2023.

Municipal District	No. of Septic Tank inspections scheduled for period 2023	No. of Septic Tank inspections undertaken for period 1/1/23 - 31/12/23	No of non-compliant systems identified	% non-compliances identified	No. of Advisory Notices issued	No. of Advisory Notices Complied with
Carrigaline	11	11	4	36%	4	3
Bandon/Kinsale	18	19	6	32%	6	2
Macroom	24	25	13	52%	13	9
Cobh	11	11	2	18%	2	2
East Cork	11	11	4	36%	4	4
Fermoy	18	17	9	53%	9	6
Mallow/ Kanturk	18	18	7	39%	7	1
West Cork	25	24	8	33%	8	5
Total	136	136	53	39%	53	32

Notes;

- Under the 2022-2026 Domestic Wastewater Treatment Systems National Inspection Plan, (NIP), the minimum number of inspections has increased from 60 in 2021 to 113 in 2022 & 136/annum from 2023 -2026
- There is small variation between scheduled & actual inspections in some divisions in order to achieve required number of inspections in each risk zone, & to group inspections for more efficient work.

The 2022-2026 National Inspection Plan identifies 3 Risk Zones.

Risk Zone 1; These are areas where DWWTS pose a higher relative risk to surface waters. NIP requires 23 inspections in Zone 1 in 2023.

Risk Zone 2; These are areas where DWWTS pose a higher relative risk to private wells. NIP requires 91 inspections in Zone 2 in 2022.

Risk Zone 3; Zone 3 covers the rest of the country. NIP requires 22 inspections in Zone 3 in 2022. Sites for inspection have been selected in compliance with the requirements of the NIP.

Environment/Climate Action/Emergency Services/Rural Broadband

2.2.8 Update on Septic Tank Inspection Program 2013 – 2023

	No. of Septic Tank inspections scheduled for period 1/7/2013 to 31/12/2022	No. of Septic Tank inspections undertaken to 31/12/2022	No of non-compliant systems identified	% non-compliances identified	No. of Advisory Notices issued	No. of Advisory Notices Complied with by 31/12/2023
Total	797	813	448	55%	448	418

2.2.9 Update on Tracking of Compliance with Advisory Notices 2013 – 2023

National Inspection Plan Domestic Wastewater Treatment System Inspections			Number of Advisory Notices Complied with in				No of Advisory Notices Not Complied with by 31/12/2023	
Dates of Inspections	No of inspections	No. of Advisory Notices Issued	< 3 months	4-6 months	7-12 months	>12 months	>6 months	>12 months
1/7/2013 – 31/12/2014	146	79	25	19	17	17	0	1
1/1/2015 – 31/12/2015	99	58	9	19	18	11	0	1
1/1/2016 – 31/12/2016	102	68	25	16	8	18	0	1
1/1/2017 – 31/12/2017	112	63	10	17	2	26	0	8
1/1/2018 – 31/12/2018	60	21	6	3	2	10	0	0
1/1/2019 – 31/12/2019	60	31	8	12	3	8	0	0
1/1/2020 – 31/12/2020	59	32	7	6	3	13	0	3
1/1/2021 – 31/12/2021	62	37	8	15	7	3	0	4
1/1/2022-31/12/2022	113	59	15	21	7	4	0	12

Notes;

- We continue to engage with all householders who have not yet complied fully with their Advisory Notices.
- There are 8 notices not complied with for 2017. All 8 of these are in one location & are liaising with Irish Water re provision of public sewers.

Environment/Climate Action/Emergency Services/Rural Broadband

2.2.10 DWWTS Grant Payments by Cork County Council (to 30/09/2023)

Grant Scheme	2014	2015	2016	2017	2018	2019	2020	2021	2022	2023
National Inspection Plan	2 Grants €3,151	8 Grants €17,185	9 Grants €18,282	6 Grants €15,031	3 Grants €6,867	4 Grants €7,177		1 Grant €5,000	8 Grants €22,560	2 Grants €2,532
High Status Areas	N/A	N/A	N/A	N/A	N/A		N/A	1 Incomplete Application	1 Grant paid €5,000 1 applications submitted, & approved, works in progress	1 grant €5,000
Priority Areas for Action	N/A	N/A	N/A	N/A	N/A		N/A	2 referrals to LAWPro for Approval.	1 Grant Paid €5,000	

Notes;

- Total of 45 DWWTS grants, worth €107,785, have been paid out since 2014, by Cork County Council.
- All grant payments have been recouped from Department of Housing, Local Government & Heritage.
- The grant schemes for High Status Areas, & Priority Areas for Action, were not available until 2020.

Key Message

Too much sludge in the tank is one of the reasons for non-compliance in over 50% of cases. Householders are encouraged to desludge their septic tanks using an authorized desludging contractor every 2-3 years. A list of local authorized desludging contractors is available from the Environment Directorate at Inniscarra.

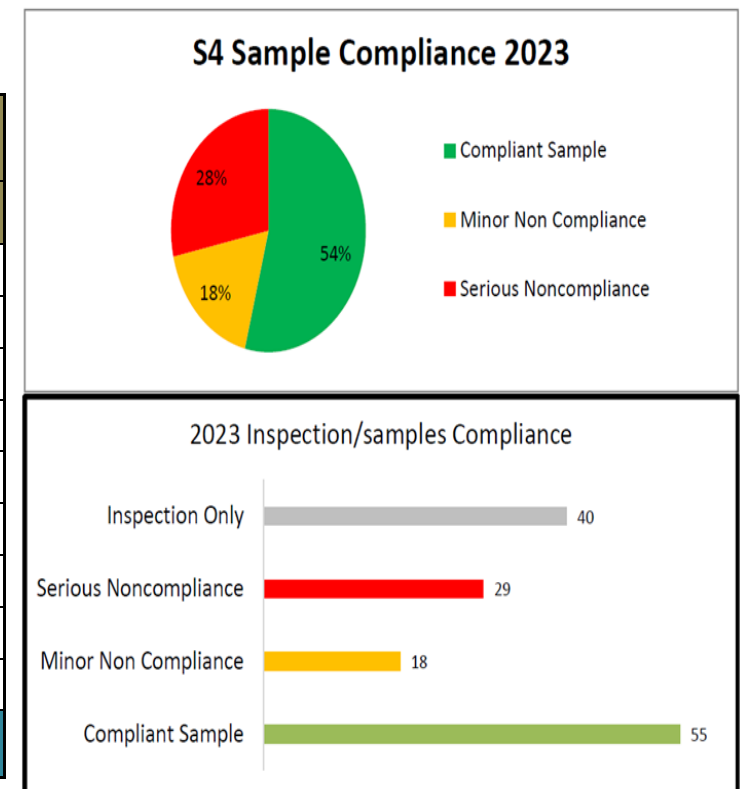
Environment/Climate Action/Emergency Services/Rural Broadband

2.2.11 Public Municipal Wastewater Sampling Programme

Full functional management of public wastewater treatment transferred to Uisce Éireann (UÉ) in September 2023. Information on individual treatment systems can be sought from UÉ (<https://www.water.ie/>)

2.2.12 Trade Wastewater Discharge License Inspection Program – S4 Discharges to water

No. of S4 Inspections scheduled		No inspections undertaken YTD				
		Q1	Q2	Q3	Q4	Σ
	<i>Target</i>					
Carrigaline	19	0	8	6	3	8
Bandon-Kinsale	18	1	9	6	4	10
Macroom	18	0	3	14	2	3
Cobh	10	0	9	1	1	9
East Cork	17	0	12	6	1	12
Fermoy/Mitchelstown	13	0	5	3	3	5
Mallow/Kanturk	33	0	11	4	11	11
West Cork	32	0	1	19	6	1
Total	160	1	58	59	31	153
% Inspection plan completed		96%				



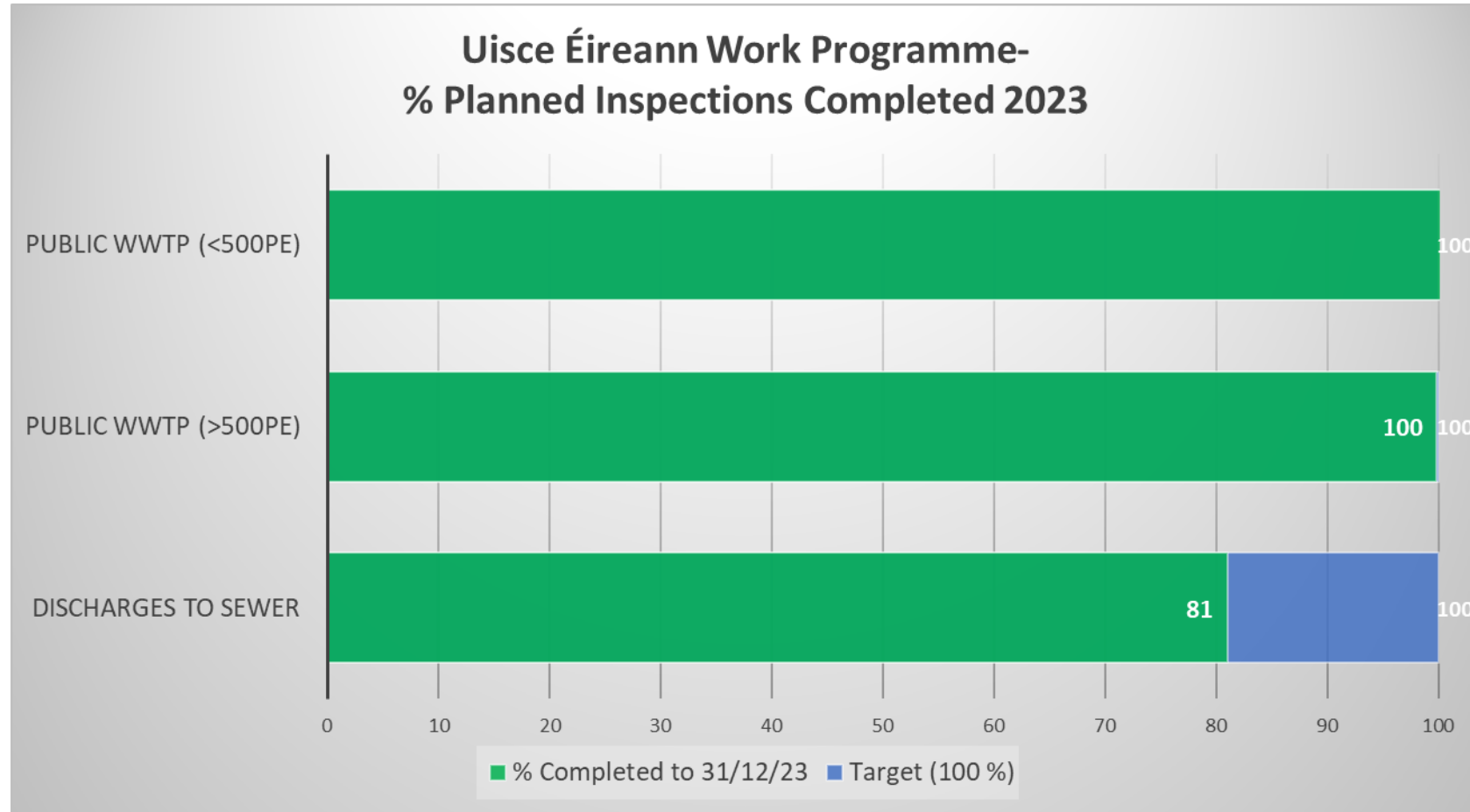


Figure 1: IW Work Programme- Inspections

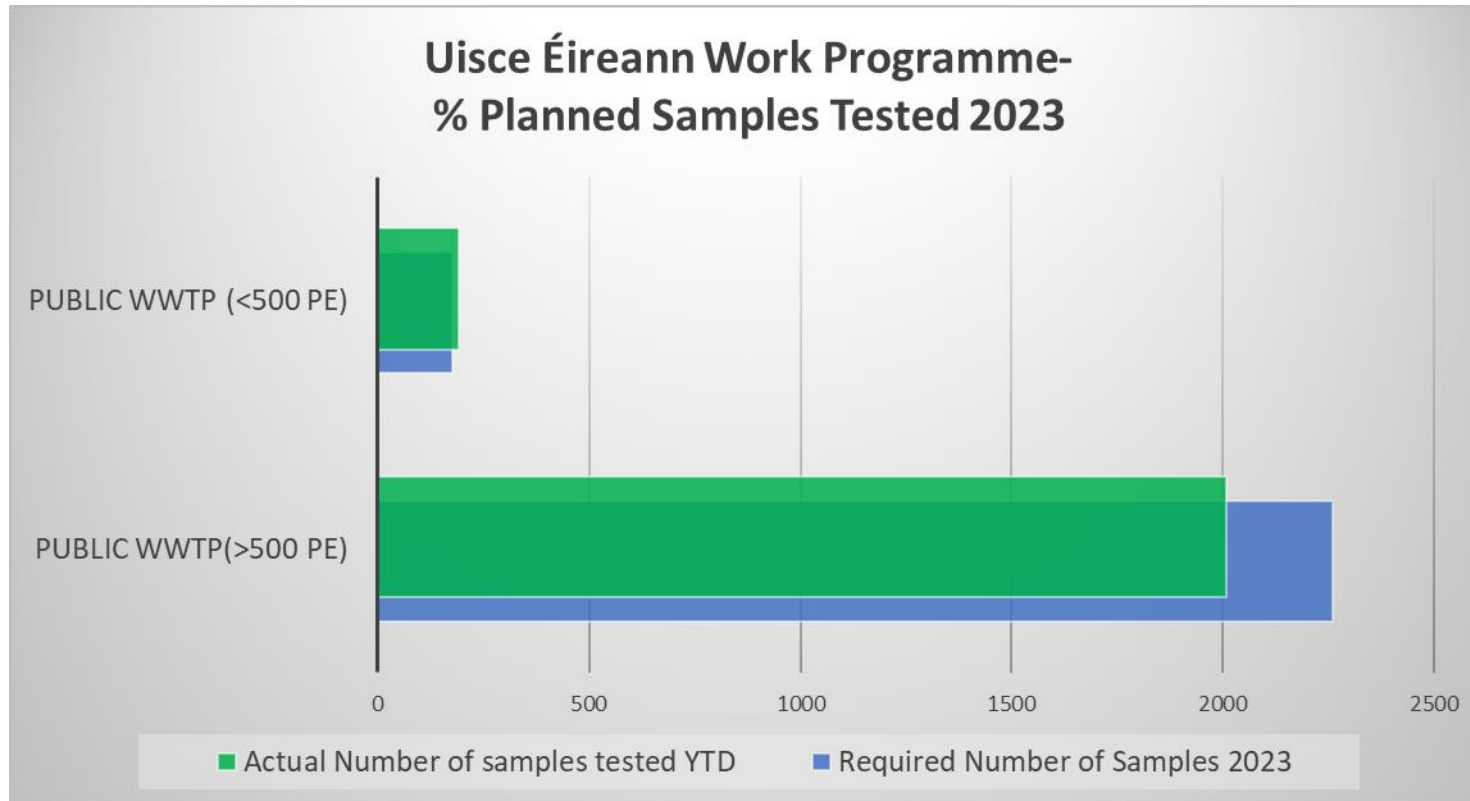


Figure 2: IW Work Programme – Samples

2.3. Air & Noise

2.3.1 Numbers of licenses under Air Pollutions Acts and related regulations

Licence Type	Municipal District	Q1 2023	Q2 2023	Q3 2023	Q4 2023	+/- on Q1 2023
Solvent Regulation Certificates (Dry Cleaners)	Bandon/Kinsale	5	5	5	5	0
	Carrigaline	3	3	3	3	0
	Macroom	0	0	0	0	0
	Cobh	1	1	1	1	0
	East Cork	2	2	2	3	0
	Fermoy	3	3	3	3	0
	Kanturk/Mallow	1	1	1	1	0
	West Cork	0	1	1	1	0
	TOTAL		15	16	16	17
Deco Paint Regulation Certificates (spray painters)	Bandon/Kinsale	4	6	5	6	2
	Carrigaline	3	3	3	3	0
	Macroom	2	2	2	2	0
	Cobh	2	2	2	3	1
	East Cork	9	9	9	10	1
	Fermoy	5	5	5	6	1
	Kanturk/Mallow	6	6	6	6	0
	West Cork	6	6	6	6	0
	TOTAL		37	39	38	42

Environment/Climate Action/Emergency Services/Rural Broadband

Petroleum Vapour Certificates	Bandon/Kinsale	15	16	16	16	1
	Carrigaline	5	5	5	5	0
	Macroom	12	12	13	13	1
	Cobh	10	10	10	10	0
	East Cork	10	10	10	10	0
	Fermoy	14	14	14	15	1
	Kanturk/Mallow	14	14	14	14	0
	West Cork	20	19	20	20	0
	TOTAL	100	100	102	103	3
Stage II Petroleum Vapour Certificates*	Bandon/Kinsale	0	0	0	0	0
	Carrigaline	1	1	1	1	0
	Macroom	1	1	1	1	0
	Cobh	1	1	1	1	0
	East Cork	2	2	2	2	0
	Fermoy	1	1	1	1	0
	Kanturk/Mallow	3	3	3	3	0
	West Cork	1	1	2	2	1
	TOTAL	10	10	11	11	1

Environment/Climate Action/Emergency Services/Rural Broadband

2.3.2 Inspections under Air Pollution Acts and related regulations

No. APA Inspections scheduled		No inspections undertaken YTD				
	Target	Q1	Q2	Q3	Q4	Σ
Carrigaline	4	0	1	1	2	4
Bandon-Kinsale	2	0	1	0	1	2
Macroom	2	0	1	0	1	2
Cobh	8	0	4	0	4	8
Mallow/Kanturk	2	0	1	0	1	2
West Cork	2	0	1	0	1	2
Total	20	0	9	1	10	20
% Inspection plan completed		100%				

Note: Air Pollution Acts Monitoring for 2023 is scheduled for Q2 and Q4.

2.3.3 Solid Fuel Regulation Inspection Program

Year	No. of Inspections Planned	Advisory Letters[1]	Inspections carried out 2023	Non-Compliances	Warning Letters	Enforcement Proceedings	% Overall Compliance level rel. to inspections undertaken
2023							
Q1	60	0	55	0	0	0	100%
Q2	0	0	0	0	0	0	N/A
Q3	0	0	0	0	0	0	N/A
Q4	60	0	66	1	0	0	99%
Total	120	0	121	1	0	0	100%

Environment/Climate Action/Emergency Services/Rural Broadband

2.3.4 Solid Fuel Regulations -Mobile/Multi-Agency Checkpoints

Year	No. of Inspections Planned	Advisory Letters	Inspections carried out 2023	Non-Compliances	Warning Letters	Enforcement Proceedings	% Overall Compliance level rel. to inspections undertaken
2023							
Q1	1	0	1	0	0	0	100%
Q2	0	0	0	0	0	0	N/A
Q3	0	0	0	0	0	0	N/A
Q4	2	0	1	0	0	0	100%
Total	3	0	2	0	0	0	100%

Note: Coal Inspections occurs primarily in Q1 and Q4 each year i.e., during the heating season.

* New regulations governing solid fuels came into force on October 31st, 2022 and apply nationwide. Therefore, the distinction between Low-Smoke Zones and non-ban areas no longer applies. All inspections that took place in Q4 2022 are recorded in Table 2.2.1. Under the new regulations Cork County Council no longer has the power to issue fines.

Environment/Climate Action/Emergency Services/Rural Broadband

2.4. Waste

2.4.1 Inspections 1st October to 31st December 2023.

	Municipal District									Q3 Totals	Year Total
	Bandon-Kinsale	Carrigaline	Cobh	East Cork	Fermoy	Kanturk-Mallow	Macroom	West Cork			
Waste Enforcement Complaint 1 st Inspection	21	36	17	21	19	30	17	21	182	375	
Waste Presentation & Backyard Burning	1	1	0	3	1	3	1	5	15	87	
Abandoned Vehicles	1	3	0	3	10	1	1	3	22	98	
Article 27 By-Product	0	3	0	3	1	0	3	2	12	30	
Producer Responsibility (WEEE/Tyres/Packaging/etc.)	6	0	6	2	6	7	6	6	39	189	
Food Waste (includes domestic and commercial)	3	6	2	2	1	3	1	6	24	76	
Vehicle Checkpoints*	0	0	0	0	0	2	2	0	4	13	
Other Waste Enforcement Inspections	1	4	2	2	10	21	10	5	55	276	
Total									353	1144	

**Vehicle Checkpoint Inspections refers to the number of Vehicle Checkpoints carried out in the quarter. Each checkpoint is attended by multiple staff, and many multiples of vehicles are inspected.*

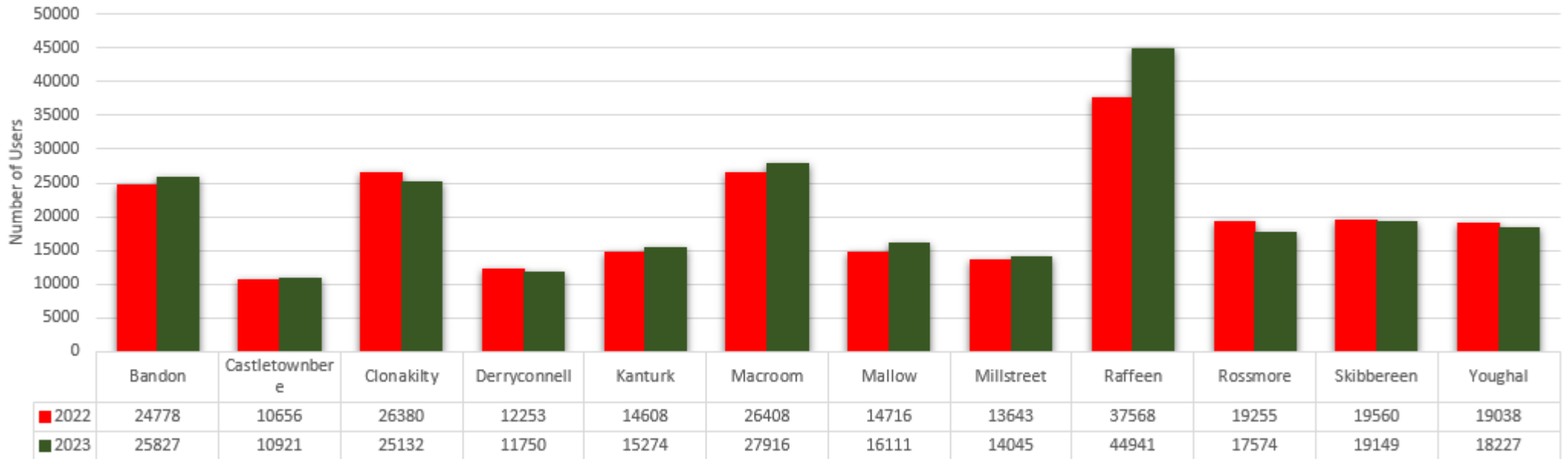
Environment/Climate Action/Emergency Services/Rural Broadband

2.4.2 Civic Amenity Sites (Q4 2023 data not yet available)

Zone	Location	Material	Tonnage	Tonnage	Tonnage	Tonnage	TOTAL	TOTAL
			Q1 2023	Q2 2023	Q3 2023	Q4 2023	2022	2023
1	Castletownbere	Recyclables	77.60	87.46	100.73		342.94	265.79
		Waste	73.98	85.14	93.25		299	254.37
	Clonakilty	Recyclables	192.52	210.16	217.72		787.75	620.40
		Waste	142.18	127.64	135.02		532.92	404.84
	Derryconnell	Recyclables	92.54	84.62	98.73		376.84	275.89
		Waste	90.75	94.54	115.75		383.44	301.04
	Skibbereen	Recyclables	70.99	67.17	80.21		313.34	218.37
	Waste	43.89	51.12	66.88		175.65	161.89	
2	Bandon	Recyclables	370.82	383.30	322.64		1,448.74	1076.76
		Waste	179.54	187.84	209.84		914.22	577.22
	Macroom	Recyclables	238.28	255.47	291.60		1,027.48	785.35
		Waste	240.32	234.16	251.46		1,053.38	725.94
	Raffeen	Recyclables	610.04	810.44	835.67		2,601.04	2256.15
		Waste	483.20	550.10	554.62		2,114.30	1587.92
3	Rossmore	Recyclables	308.93	429.23	408.53		1,299.83	1146.69
		Waste	386.60	406.26	449.83		1,413.97	1242.69
	Youghal	Recyclables	154.56	93.82	202.80		652.04	530.97
		Waste	221.48	165.02	272.04		1,004.32	733.28
4	Kanturk*	Recyclables	156.38	152.98	228.49		642.45	574.15
		Waste	181.52	155.91	228.84		836.8	626.00
	Mallow*	Recyclables	199.04	77.87	234.82		740.67	673.81
		Waste	202.28	53.96	198.16		742.36	633.38
	Millstreet*	Recyclables	168.13	58.49	160.19		495.86	468.51
	Waste	211.74	73.70	207.60		714.99	597.33	

Environment/Climate Action/Emergency Services/Rural Broadband

CAS Users to end of Q3 2023



2.4.3 Bring sites (Q4 2023 data not yet available)

Material	Tonnage Q1 2023	Tonnage Q2 2023	Tonnage Q3 2023	Tonnage Q4 2023	Total Ytd 2023	Total 2022
Glass Bottles	1,874.00	1,488.00	1,470.00		3,362.00	6948.37
Beverage Cans	27.75	11.41	21.71		39.16	99.29
Food Cans	35.22	14.32	21.34		49.54	105.85

Environment/Climate Action/Emergency Services/Rural Broadband

2.4.4 Decisions made Waste Facility Permit & Waste Cert of Registration Applications July 1st – September 30th

Waste Facility Permit/ Certificates of Registration	Municipal District							
	Bandon -Kinsale	Carrigaline	Cobh	East Cork	Fermoy	Macroom	Mallow- Kanturk	West Cork
Q1	0	0	2	1	0	1	0	1
Q2		1	1			3		
Q3		1	1		1	1	2	
Q4								
2023 Totals	0	2	4	1	1	5	2	1
2022 Totals	3	2	2	5	2	3	3	4

Inspections 1st October – 31st December 2023								
	Municipal District							
	Carrigaline	Bandon / Kinsale	Macroom	Cobh	East Cork	Fermoy	Mallow / Kanturk	West Cork
Waste Facility Permit	2		4	3	6		1	7
Waste Collection Permit			3	1	8			
Decisions made by the Waste Regulation Team under SI 821 of 2007 Waste Management (Facility Permit & Registration) Regulations								
Type	Period							
	Municipal District							
Waste Facility Permit/ Certificates of Registration	Fermoy	Kanturk/ Mallow	Carrigaline	Macroom	Cobh	East Cork	Bandon/ Kinsale	West Cork
Q3 2023		1						

Environment/Climate Action/Emergency Services/Rural Broadband

2.4.5 Litter Fines - Environment Directorate Litter Wardens ytd 2023

MDC	Issued				Cancelled				Paid				Sent for Prosecution			
	Q1	Q2	Q3	Q4	Q1	Q2	Q3	Q4	Q1	Q2	Q3	Q4	Q1	Q2	Q3	Q4
Carrigaline	0	2	1							1	1					
Bandon / Kinsale	1	2							1	2						
Macroom	1	2	2						1	2	2					
Cobh	2	1	2		1				2		1					
East Cork	1	1							1	1						
Fermoy	1		1								1					
Kanturk / Mallow	15	10	20						11	9	8		3	4	5	8
West Cork	6	1	3						1	2	3			1	1	
TOTAL 2023	27	19	29		1				17	17	16		3	5	6	8
TOTAL 2022	28	22	19	15	4	2	0	2	15	14	16	6	2	7	4	0

*For data on fines issued by staff of other Municipal Districts see 2.5.7.

2.4.6 Litter Fines by Category - Environment Directorate Litter Wardens

Fine Category	Issued			
	Q1	Q2	Q3	Q4
LW detection via patrol or report Section 3(1)	22	17	27	8
CCTV Section 3(2) b				
Duties of Occupiers Section 6		1	1	
Mobile outlets Section 15				
Unauthorised Sign Section 19	5	1	1	
TOTAL 2023	27	19	29	8
TOTAL 2022	28	22	19	15

Environment/Climate Action/Emergency Services/Rural Broadband

2.4.7 Litter Fines - Municipal District Litter Wardens ytd 2023 *(Data not available)*

MDC	Issued				Cancelled				Paid				Sent for Prosecution			
	Q1	Q2	Q3	Q4	Q1	Q2	Q3	Q4	Q1	Q2	Q3	Q4	Q1	Q2	Q3	Q4
Carrigaline																
Bandon / Kinsale																
Macroom																
Cobh																
East Cork																
Fermoy																
Kanturk / Mallow																
West Cork																
TOTAL 2022																
TOTAL 2021																
Notes:																

2.4.8 Anti Litter Unit & Other Environmental Complaints by Type

Type	Q1	Q2	Q3	Q4	Total
Air	32	57	38	20	147
Noise	21	32	23	21	97
Waste	394	286	233	251	1164
Waste water	21	8	29	20	78
Water (to be categorised)	26	15	11	16	68
Water Quality	34	33	34	24	125
Total excl Dumping Line 2023	528	431	368	352	1679
Total excl Dumping Line 2022	516	448	438	330	1732
Notifications to Burn	45	0	6	42	93

Environment/Climate Action/Emergency Services/Rural Broadband

2.4.9 Anti Litter Unit & Other Environmental Complaints by MDC

	Municipal District								Not Assigned MDC/ Not in Co.Cork
	Bandon - Kinsale	Carrigaline	Cobh	East Cork	Fermoy	Macroom	Mallow-Kanturk	West Cork	
Q1	43	56	49	93	40	61	77	99	10
Q2	48	40	47	60	44	46	62	63	21
Q3	39	56	27	32	29	45	64	59	17
Q4	43	60	26	35	31	44	53	46	14
2023 Totals	173	212	149	220	144	196	256	267	62
2022 Totals	136	231	146	210	164	178	234	289	144

Anti-Litter Unit Statistics 2021	Q1	Q2	Q3	Q4	YTD 2023	Total 2022
Fly-tipping Complaint Investigations	327	279	161		767	1141
Fly-tipping Cleanup Jobs	204	260	126		590	757
Fly-Tipping Units on Litter duty (Days)	24	31	25		80	115
Waste Collected (Tonnes)	41.20	56.90	21.50		98.10	131.80

Environment/Climate Action/Emergency Services/Rural Broadband

2.4.10 Total Prosecutions (under WMA 1997)

Q4	Municipal District							
	Fermoy	Kanturk /Mallow	Carrigaline	Macroom	Cobh	East Cork	Bandon/ Kinsale	West Cork
COMPLETE	3	3					2	
PENDING	0	1			2	2	3	
TOTAL	3	4			2	2	5	

2.5. Veterinary & Food Safety

2.5.1 No. of Dog Licences issued

Licence Type	Carrigaline	Macroom	Cobh	East Cork	Kanturk Mallow	Fermoy	West Cork	Bandon Kinsale	Total No. Issued as at 31/12/2023		Total 2023	Total 2022
Ordinary Dog Licences	2963	3104	2879	3830	4559	3076	4419	3146	27,976		27,976	29,912
									An Post 19,276	Online: 8,700		
General Dog Licences	7	18	1	9	14	11	12	14	86		87	71
									An Post n/a	CCC Office: 87		
Life Time Licences	71	97	68	91	120	68	192	131	838		838	855
									An Post 243	Online: 595		

Total Number of Stray Dogs Entering Pound /Surrendered /Seized for period: 1st Jan 2023 – 31st December 2023 : 293

Total No. Rehomed / Reclaimed: 203 Total No. Euthanised; 90

Environment/Climate Action/Emergency Services/Rural Broadband

2.5.2 Number of Lifetime Dog Licenses Purchased over past 10 years.

Year	2013	2014	2015	2016	2017	2018	2019	2020	2021	2022	2023	Total
No. of Lifetime Dog Licenses	14	7	18	24	129	305	545	655	825	855	838	4215

2.5.3 No. of Dog Fines Issued

Licence Type	Carrigaline	Macroom	Cobh	East Cork	Kanturk Mallow	Fermoy	West Cork	Bandon Kinsale	Total No. Issued as @ 31/12/23	Total 2022
Fines Issued	6	25	29	40	69	23	26	39	257	277
Section 16(1) notices issued	123	129	119	159	189	127	184	138	1168	1878
Prosecutions issued	2	9	10	19	16	0	16	4	76	63

2.5.4 No. of Registered Dog Breeding Establishments

Type of DBE	Carrigaline	Macroom	Cobh	East Cork	Kanturk Mallow	Fermoy	West Cork	Bandon Kinsale	Total No. of Registered Establishments as at 31/12/23	Total 2022
Commercial Dog Breeders	0	0	0	0	3	2	2	2	9	10
Hunt/Harrier	1	4	0	3	3	5	0	3	19	20
Boarding Kennels	0	1	0	0	2	1	2	0	6	6
Charities	0	0	0	0	0	0	0	0	0	0
Total No. Establishments.	1	5	0	3	8	8	4	5	34	37

Environment/Climate Action/Emergency Services/Rural Broadband

2.5.5 Approved/Registered Food Premises

Type of premises	Cork City	Carrigaline	Macroom	Cobh	East Cork	Kanturk Mallow	Fermoy	West Cork	Bandon Kinsale	Total 31/12/23	Total Year End 2022
Slaughter houses (Active)	2	0	0	0	3	1	5	9	1	21	22
Slaughter houses (Inactive)	0	0	0	0	0	2	1	3	1	7	7
Meat Manf. Premises	15	1	4	1	0	1	3	3	0	28	30
Reg'd Premises	0	0	2	2	2	2	1	1	0	10	10
Totals	17	1	6	3	5	6	10	16	2	66	69

2.5.6 Control of Horses

Category	Carrigaline	Macroom	Cobh	East Cork	Kanturk Mallow	Fermoy	West Cork	Bandon Kinsale	Total as @ 31/12/23	Total 2022
Number of Stray Horses collected	0	5	3	2	25	2	4	0	41	21
Number Reclaimed	0	0	1	0	11	0	0	0	12	6
Number Rehomed (Rescues/Charities)	0	5	2	2	14	2	4	0	29	15
Number Euthanised at Pound	0	0	0	0	0	0	0	0	0	0
Number to Sanctuaries	0	0	0	0	0	0	0	0	0	0
No. at Pound 31/12/23	0	0	0	0	0	0	0	0	0	0
No. Aborted Trips	0	0	0	0	4	0	0	0	4	6

*Note: Total recoupment payable by DAFM to LAs for horses for collection to disposal from 1st Jan, 2015 is €375 (Circular 2 2014 - reduction of €75).

2.6. Energy Management

2.6.1 SEAI

Public bodies are required under Statutory Instrument 426 of the European Union Energy Efficiency Regulations (2014) as amended to report their energy performance annually. The system by which public bodies report their energy consumption is through the Monitoring and Reporting (M&R) system, managed by the Sustainable Energy Authority of Ireland (SEAI).

Under the Climate Action Plan, Cork County Council had an energy efficiency improvement target of 50% from the baseline year of 2009 by 2030.

2.6.2 Energy Efficiency Status 2030 (preliminary)

At the end of 2021, Cork County Council's energy efficiency was 25.3% better than baseline. The NEEAP target glide path presented in the current SEAI monitoring and reporting scorecard is shown in Figure 1.

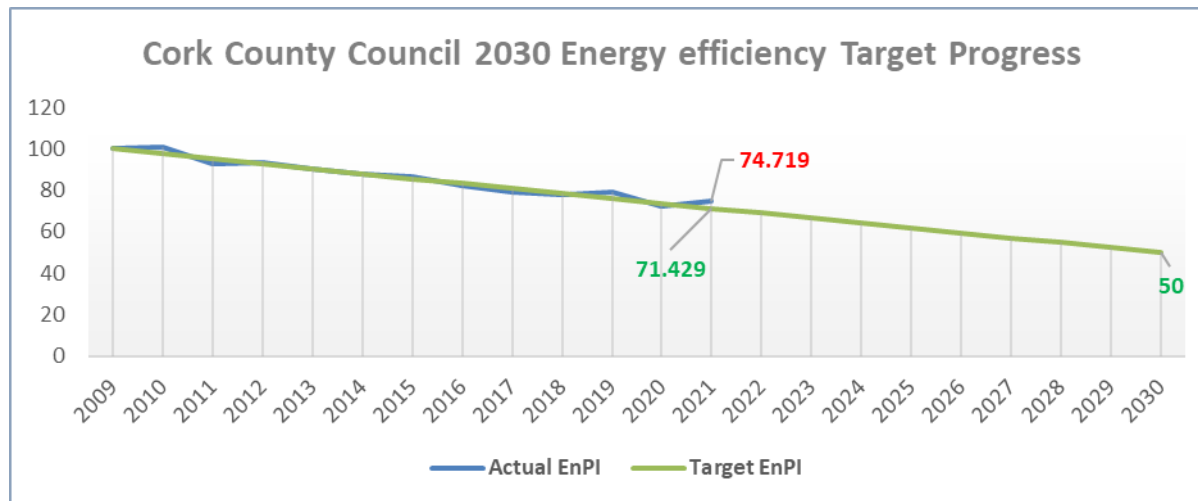


Figure 1 Cork County Council's energy efficiency performance glide path to 2030 from SEAI M&R

Environment/Climate Action/Emergency Services/Rural Broadband

The figures presented were published by the SEAI in their Annual Report 2020 on Public Sector Energy Efficiency Performance. The major findings are as follows:

- 2.8% worse than 2020
- 25.3% better than baseline (2009)
- 49.4% improvement required by 2030

Cork County Council's 2021 scorecard is expected to be published by SEAI in October 2023.

2.6.3 Energy Management Action Plans 2023

Individual Directorates and SEUs were invited to submit Energy Management Action Plans (EMAP) for 2023. The actions for 2023 and progress to date are shown in Table 1.

Directorate	Section	Action	Comment
Corporate Services	County Hall Campus	lighting control upgrade (phase 1 of 2 - 'smart sockets')	<i>Complete</i>
		Capital programme to replace the Philips lighting controllers and software	<i>Close to completion</i>
		Fluorescent lighting upgrade to LED lighting – County Hall	<i>Scoping Stage</i>
		Fluorescent lighting upgrade to LED lighting – Multi-storey carpark	<i>In progress</i>
Roads & Transportation	Public Lighting	Public Lighting Energy Efficiency Project (PLEEP) – South West Region	<i>Contracts signed 28/1/2022. Works have commenced</i>
Environment	Inniscarra Env building	Replace geothermal with air-to-water heat pump/ Replace kerosene oil boilers/	<i>Consultants appointed- review of site has been undertaken & proposals being considered by CCC</i>
		Indoor Lighting replacement` - phase 2 (10 buildings)	<i>SSIP approval secured; procurement is progressing</i>
		Mallow – energy audit	<i>Awaiting completion by consultant</i>
		Energy Management Software (eLighthouse – Phase 4)	<i>Phase 4 – work has commenced</i>
		Display Energy Certificates	<i>Consultant procured</i>
Energy & Climate Change	Airtightness tests	<i>Env building (Inniscarra) will be tested for air- tightness. Additional buildings may be added Fire & Building Control building completed during 2022</i>	

Environment/Climate Action/Emergency Services/Rural Broadband

Roads & Transportation	Fleet Mgmt Unit	Machinery depot - energy review & onsite energy generation	Procurement of assessment of energy use in Newberry & Skibbereen yards including fabric upgrade requirement. Will include review of onsite Solar PV generation to supply bitumen production
Municipal Districts	Library Service	Fermoy – review of heating system	complete
		Skibbereen – windows replacement phase 2	Contractor appointed- Replacement of the existing single glaze windows
		Carrigaline roof	Complete
		Clonakilty – door and draft lobby	Complete
		Bantry - major building energy upgrade	Under review Successful Heritage Grant application to replace the windows. Grant is €259,920, with a match funding requirement of 25%.
	Architects	Kinsale - Old Mill Library	Works ongoing
		Macroon - Briery Gap Theatre & Library	Works ongoing
	Mallow Leisure Centre	Detail Design regarding the Upgrade of Mallow Pool including energy efficiency works such as new windows, roofing, and improved AHU's	Mallow Swimming Pool has been approved by SSIP for funding for Design - A letter of Intent has been issued to Consultant. It will be 6 months before any design is complete. Funding has not been approved to go to construction – this will require further approval by the SSIP Group at a future date.
	Fermoy Leisure Centre	Fermoy Leisure Centre - replacement boiler, shower calorifier, dressing room AHU	2023 Action Request for Tenders have been approved to be sought and are now issued for the following works at the Pool (05/05/2023):

Environment/Climate Action/Emergency Services/Rural Broadband

			<p>(a) New Cascade Boiler</p> <p>(b) New Shower Heater Unit</p> <p>(c) New Dressing room AHU</p>
	Dunmanway Leisure Centre	Dunmanway Pool - Energy & Carbon Emissions Saving Report Heat Pump installation	<p><i>Opportunity for Improvement identified:</i></p> <ul style="list-style-type: none"> - Heat Pump Installation - Boiler replacement - AHU dampers bypass - Heating System - Remove regulating valves on three port valves and optimize variable flow

Table 1 2023 EMAP actions

Note the above actions are dependent on funding approval within the respective Directorate.

2.6.4 Important dates

Date	Description
26th & 27th March 2023	ISO 50001 surveillance audit
19 th May 2023	Monitoring & Reporting Deadline
October 2023	Annual Report 2022 on Public Sector Energy Efficiency Performance

Table 2 2023 key dates

2.6.5 ISO 50001

Cork County Councils Energy Management System (EnMS) is accredited to the ISO 50001 standard. Cork County Council is therefore compliant with SI 426, which is the statutory instrument that requires all large organisations to either have completed an organisational energy audit or have implemented an approved EnMS. An ISO 50001 surveillance audit was successfully completed on the 27th of April 2023.

2.6.6 Significant Energy Users (SEU)

ISO 50001 is an organisational energy management system. A requirement of the ISO 50001 accreditation is that Cork County Council continuously monitors and reports on its SEU's. Cork County Council has four nr. Significant Energy Users (SEU). Cumulatively they account for more than 80% of all energy consumption. The 2022 percentage breakdown is provided below:

- Public Lighting (30%)
- Fleet (37%)
- County Hall campus (5%)
- Leisure Centres (7%)
 - Fermoy
 - Mallow
 - Dunmanway
- Other buildings (20%)

2.6.7 Energy Efficiency Status

The Energy & Climate Change Section monitor the energy consumption of each SEU monthly using Energy Performance Indicators (EnPI). The EnPI for each Significant Energy User is described as follows:

- **County Hall has two EnPIs**
 - *A formula called CUSUM predicts what energy should have been used based on past performance and is adjusted for weather conditions.*
 - *kWh/m²/year*
- **Fleet**
 - *Is based on the average monthly litres/100km over the past 12 months.*
- **The Swimming Pools**
 - *A formula called CUSUM predicts what energy should have been used based on past performance and is adjusted for weather conditions.*
 - *kWh/m²/year*
- **Public lighting** *is calculated as the average wattage per lamp in the County. This energy performance indicator (EnPI) is reviewed annually.*

Environment/Climate Action/Emergency Services/Rural Broadband

SEU Energy Performance Indicators (EnPI)						
County Hall				Fleet	Public Lighting	
Heating Degree Days	Monthly Actual Gas V Predicted Gas use (above/below baseline of 0%)		Total Energy kWh/m2/year (rolling 12 monthly EnPI)		Litres/ 100km/ year (rolling 12 monthly EnPI)	Watts/ lamp
					17.70	101.26
					18.41	105.31
					19.12	109.36
Jan-22	271	-6%	112	16.68	102.94	
Feb-22	229	10%	111	16.79	102.80	
Mar-22	257	3%	111	16.99	102.76	
Apr-22	201	9%	112	17.12	102.64	
May-22	113	8%	112	17.00	101.91	
Jun-22	81	No space heating	112	17.20	101.93	
Jul-22	30	No space heating	113	17.10	101.82	
Aug-22	26	No space heating	114	17.36	101.62	
Sep-22	67	No space heating	115	17.19	101.53	
Oct-22	103	3.5%	115	17.33	101.58	
Nov-22	198	-11%	117	17.24	101.25	
Dec-22	329	0%	120	17.70	101.26	
Jan-23	287	12%	124	17.83	101.18	
Feb-23	226	9%	127	17.77	101.16	
Mar-23	256	-7%	129	17.75	101.15	
Apr-23	203	-39%	129	17.89	101.12	
May-23	99	-135%	129	17.95	101.14	

2022 average
>4% above Ave. = Yellow warning
>8% above Ave. = Red warning

Figure 2 SEU Monthly Energy Performance Indicators (Leisure Centre EnPis will be present once energy data received from suppliers)

Coordination and compilation of report led by Debbie Hennessy, assisted by the Support Services Team Environment, Climate Action, Emergency Services & Rural Broadband Directorate and edited by Ted O'Leary, Senior Exec Officer.
Tel: 021 4532757 -- email: ted.oleary@corkcoco.ie