



ENVIRONMENT/CLIMATE ACTION/EMERGENCY SERVICES/RURAL BROADBAND

MANAGEMENT REPORT OF THE CHIEF EXECUTIVE TO: NORTHERN COMMITTEE – APRIL 2024.

<i>Environmental Enquiries & Incident Reports. How to contact us:</i>		
Subject	Email	Phone
Civic Amenity Sites & Recycling	recycling@corkcoco.ie	(021) 4285518
Waste & Litter complaints	antilitterunit@corkcoco.ie	(021) 4285518
Other Waste Enquiries	antilitterunit@corkcoco.ie	(021) 4532700
Water, Air, Noise, Agric, other...	environ@corkcoco.ie	(021) 4532700
Veterinary/Animal Welfare	vets@corkcoco.ie	(021)4285405
Access to Information on the Environment (AIE)	aie.requests@corkcoco.ie	(021) 4532700
You can also make a range of environmental enquiries and reports via YourCouncil.ie		

LOUIS DUFFY
DIRECTOR OF SERVICE
DATE: APRIL 2024.

Environment/Climate Action/Emergency Services/Rural Broadband

1. PART 1 NEWS & UPDATES	5
1.1. CLIMATE ACTION	5
1.1.1 CLIMATE ACTION PLAN	5
1.1.2 COMMUNITY CLIMATE ACTION PROGRAMME (CCAP)	5
1.2. WASTE & LITTER	6
1.2.1 PUBLICATION OF NATIONAL WASTE MANAGEMENT PLAN FOR A CIRCULAR ECONOMY.	6
1.2.2 DEPOSIT RETURN SCHEME	7
1.2.3 USE OF CCTV AND MOBILE RECORDING DEVICES (MRDs)	8
1.2.4 LAUNCH OF ENHANCED WASTE ENFORCEMENT REGIONAL LOCAL AUTHORITIES (WERLA) 27 TH MARCH 2004	9
1.3. DOG CONTROL AND ANIMAL WELFARE	9
1.3.1 NEW REGULATIONS INCREASE DOG CONTROL FINES	9
1.4. COMMUNITY ENVIRONMENTAL AWARENESS PROGRAMMES	10
1.4.1 SCHOOL GARDEN COMPETITION LAUNCH	10
1.4.2 GLOBE IRELAND SUSTAINABLE URBAN DRAINAGE (SUDS)-NATURE BASED SOLUTIONS EDUCATION INITIATIVE	11
1.4.3 CLOTH NAPPY INCENTIVE SCHEME	12
1.4.4 WEEE NATIONAL CAMPAIGN LAUNCHED	13
1.4.5 MYWASTE.IE SUPPORTS SCHOOLS TO SEGREGATE THEIR WASTE.	14
1.4.6 CIRCULAR ECONOMY FUND	15
1.4.7 WEBINAR FOR TOURISM INDUSTRY	16
1.4.8 SAFE CYCLE HUBS INITIATIVE	17
1.5. NATIONAL BROADBAND PLAN (NBP)	19
1.5.1 DIGITAL CONNECTIVITY STRATEGY UPDATE	19
1.5.2 NATIONAL BROADBAND IRELAND	19
1.5.3 BROADBAND CONNECTION POINTS	22

Environment/Climate Action/Emergency Services/Rural Broadband

1.6. EMERGENCY SERVICES	24
1.6.1 COMMUNITY SMOKE ALARM SCHEME	24
1.6.2 CONTROLLED BURNING	24
1.7. EMERGENCY PLANNING	25
1.7.1 EMERGENCY COMMUNICATIONS	25
2. WORK PROGRAMME REPORTS FOR Q1 2024	27
2.1. FIRE AND BUILDING CONTROL	27
2.1.1 FIRE OPERATIONS FOR Q1.	27
2.1.2 FIRE PREVENTION	28
2.2. WATER	31
2.2.1 PUBLIC DRINKING WATER	31
2.2.2 PRIVATE DRINKING WATER COMPLIANCE MONITORING	31
2.2.3 BATHING WATER COMPLIANCE PROGRAMME 2022	32
2.2.4 BATHING WATER QUALITY STATUS FOR IDENTIFIED & BLUE FLAG BEACHES.	32
2.2.5 BATHING WATER QUALITY STATUS FOR GREEN COAST AWARDS & CANDIDATE BEACHES	33
2.2.6 AGRICULTURAL INSPECTION PROGRAM	34
2.2.7 SEPTIC TANKS INSPECTION PROGRAMME 2024.	35
2.2.8 UPDATE ON SEPTIC TANK INSPECTION PROGRAM 2013 – 2023	36
2.2.9 UPDATE ON TRACKING OF COMPLIANCE WITH ADVISORY NOTICES 2013 – 2023	36
2.2.10 DWWTS GRANT PAYMENTS BY CORK COUNTY COUNCIL (TO 31/03/2024)	37
2.2.11 PUBLIC MUNICIPAL WASTEWATER SAMPLING PROGRAMME	38
2.2.12 TRADE WASTEWATER DISCHARGE LICENSE INSPECTION PROGRAM – S4 DISCHARGES TO WATER	38
2.3. AIR & NOISE	41
2.3.1 NUMBERS OF LICENSES UNDER AIR POLLUTIONS ACTS AND RELATED REGULATIONS	41
2.3.2 INSPECTIONS UNDER AIR POLLUTION ACTS AND RELATED REGULATIONS	43
2.3.3 SOLID FUEL REGULATION INSPECTION PROGRAM	43

Environment/Climate Action/Emergency Services/Rural Broadband

2.3.4	SOLID FUEL REGULATIONS -MOBILE/MULTI-AGENCY CHECKPOINTS	44
2.4. WASTE		45
2.4.1	INSPECTIONS 1 ST JANUARY -31 ST MARCH 2024.	45
2.4.2	CIVIC AMENITY SITES	46
2.4.3	BRING SITES	48
2.4.4	DECISIONS MADE WASTE FACILITY PERMIT & WASTE CERT OF REGISTRATION APPLICATIONS 1 ST JANUARY TO DECEMBER 31 ST .	48
2.4.5	LITTER FINES - ENVIRONMENT DIRECTORATE LITTER WARDENS YTD 2024	49
2.4.6	LITTER FINES BY CATEGORY - ENVIRONMENT DIRECTORATE LITTER WARDENS	50
2.4.7	LITTER FINES - MUNICIPAL DISTRICT LITTER WARDENS YTD 2023 (DATA NOT AVAILABLE)	50
2.4.8	ANTI LITTER UNIT & OTHER ENVIRONMENTAL COMPLAINTS BY TYPE	51
2.4.9	ANTI LITTER UNIT & OTHER ENVIRONMENTAL COMPLAINTS BY MDC	51
2.4.10	TOTAL PROSECUTIONS (UNDER WMA 1997)	52
2.5. VETERINARY & FOOD SAFETY		53
2.5.1	NO. OF DOG LICENCES ISSUED	53
2.5.2	NUMBER OF LIFETIME DOG LICENSES PURCHASED OVER PAST 10 YEARS.	53
2.5.3	NO. OF DOG FINES ISSUED	54
2.5.4	NO. OF REGISTERED DOG BREEDING ESTABLISHMENTS	54
2.5.5	APPROVED/REGISTERED FOOD PREMISES	54
2.5.6	CONTROL OF HORSES	55
2.6. ENERGY MANAGEMENT		56
2.6.1	SEAI	56
2.6.2	ENERGY EFFICIENCY STATUS 2030 (PRELIMINARY)	56
2.6.3	ENERGY MANAGEMENT ACTION PLANS 2023	57
2.6.4	IMPORTANT DATES	59
2.6.5	ISO 50001	59
2.6.6	SIGNIFICANT ENERGY USERS (SEU)	60
2.6.7	ENERGY EFFICIENCY STATUS	60

1. Part 1 News & Updates

1.1. Climate Action

1.1.1 Climate Action Plan

Cork County Council’s Climate Action Plan 2024-2029 was published on the 28th of February and a copy of the Plan and associated environmental reports are available for public inspection at www.corkcoco.ie. Physical copies of the Climate Action Plan in English and Irish are available in Cork County Council’s Public Libraries during opening hours. The next phase of the plan i.e. the implementation of individual climate actions has now commenced.

1.1.2 Community Climate Action Programme (CCAP)

The Community Climate Action Programme (CCAP) provides eligible community groups with targeted funding to deliver local climate action projects and is administered through a competitive application process. The first call for applications in Cork County closed on Wednesday 6th March 2024, with a total of 36 eligible applications received. The evaluation of applications received has commenced and a portfolio of recommended projects for approval will be submitted to the Department of the Environment, Climate and Communications (DECC) at the start of May 2024. DECC have ultimate responsibility for project approval, and it is expected that successful applicants will be notified in Q3 2024 (as per the timelines provided by DECC). The following is a breakdown of applications received by project size.

Project Size	Amount	Funding Requested
Small Projects (< €20,000):	14 projects	€167,926.77
Medium Projects (€20,000-€50,000):	14 projects	€399,234.00
Large Projects (€51,000-€100,000):	8 projects	€705,112.68
TOTAL:	36 projects	€1,272,273.45

Please note that 15 applications have been received for the North Cork Divisional Area, requesting approx. €639,000.

(04_2024_N)

1.2. Waste & Litter

1.2.1 *Publication of National Waste Management Plan for a Circular Economy.*

The country's first National Waste Management Plan for a Circular Economy launched on 1st March 2024 provides a new framework for the prevention and management of waste from 2024 to 2030.

The plan outlines a roadmap to a more circular economy, including increased waste prevention, more recycling, and improved reuse and repair practices.

Further details can be found on the link below:

<https://www.mywaste.ie/national-waste-management-plan/>



(04_2024_N)

1.2.2 Deposit Return Scheme

Councillors will be aware that the Deposit Return Scheme (DRS) is now live since 1 February 2024. When you buy a drink in a plastic bottle, aluminium or steel can that feature the Re-turn logo, you pay a small deposit in addition to the price of the drink. When you return your empty and undamaged drink container to participating shops and supermarkets, you get your deposit back in full.

Issues have been raised with us by Councillors and others about “in scope” containers that do not have the Re-turn logo and accordingly we sought clarification from the **Re-turn** the administrators of the scheme.

Starting 1 February 2024, retailers have a 4-month transition period during which they can sell both new drinks containers with the Re-turn logo and older drinks containers that do not feature the logo, but whose barcode has been registered by the manufacturer/distributor under the scheme. Thus, during the transition period, drinks containers can incur a deposit in two ways:

- By having the Re-turn logo with a registered barcode
- By having a barcode that is registered as part of the scheme without the Re-turn logo.

Therefore, it is possible that, during the transition period, consumers may be charged a deposit for some containers that do not have the Re-turn logo. When the old stock has been sold, all new stock will have the Re-turn logo. All containers that have international barcodes registered with the scheme will have the deposit repaid when returned to an RVM(Reverse Vending Machine), even if they don't have the Re-turn logo.

During the transition period, there will also be old drink containers without a logo and with a barcode that has not registered with the scheme; these drinks containers will not incur a deposit charge.

From June 1, all drinks containers included in the scheme will feature the Re-turn logo and barcode. If a consumer is in any doubt about whether their container is eligible for a refund on a deposit, they can visit <https://re-turn.ie/consumer/#barcodeChecker> to verify.



1.2.3 Use of CCTV and Mobile Recording Devices (MRDs)

The Circular Economy & Miscellaneous Provisions Act, 2022 was enacted to make provision for the use by a Local Authority of CCTV and mobile recording devices (MRDs) in certain circumstances and amends the Waste Management Act 1996 and the Litter Pollution Act 1997 accordingly.

Under the legislation the Local Government Management Agency (LGMA) were required to prepare and submit to the Minister for the Environment, Climate and Communications:

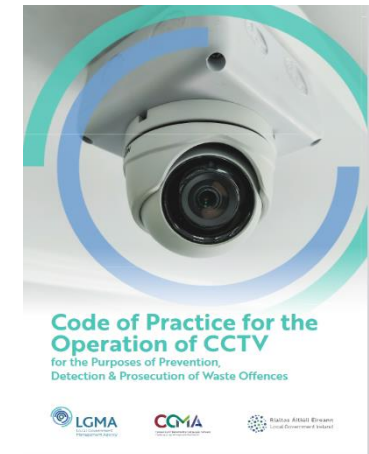
- Codes of Practices Pertaining to the Prevention, Detection and Prosecution of Waste and Litter Offences Using CCTV and Waste Offences using Mobile Recording Devices

The three Codes which were approved, and commencement orders signed on the 15th of February 2024, allow for the lawful use of CCTV and MRDs.

The Waste Enforcement Regional Lead Authorities (WERLAs) have developed additional guidance to assist Local Authorities in the implementation of the Codes.

Further details can be found on the link below:

The Codes of Practice for CCTV and Mobile Recording Devices (MRD) are now available on Gov.ie, please see [gov.ie - Waste Enforcement \(www.gov.ie\)](https://www.gov.ie)



(04_2024_N)

1.2.4 Launch of enhanced Waste Enforcement Regional Local Authorities (WERLA) 27th March 2004

The Local Government Sector has a newly enhanced specialist unit in place to deal with illegal waste activities across the state. **The Waste Enforcement Regional Lead Authorities (WERLAs)** based strategically throughout Ireland has been given additional funding by the Department of Environment, Climate and Communications (DECC) and will now be taking a front seat in enforcement matters dealing with household waste kerbside collectors, illegal waste activities and sites of concern.

Further information can be found [here](#) and on the WERLA website [Waste Enforcement Regional Lead Authorities \(werla.ie\)](http://werla.ie)

(04_2024_N)

1.3. Dog Control and Animal Welfare

1.3.1 New Regulations increase Dog Control Fines

On 1st December last, new regulations came into force increasing fixed penalty fines under the Control of Dogs Act.

Under the new regulations, Dog Owners can receive on the spot fines of €300 for failing to keep their dog under effective control. Dog Wardens can also issue €300 fines to dog owners for failing to keep a dog muzzled or leashed in a public place where it is required.

(02_2024_S)

1.4. Community Environmental Awareness Programmes

1.4.1 School Garden Competition Launch

There was a real air of spring in Atkins Garden World as The Mayor of the County of Cork Cllr. Frank O'Flynn and the Lord Mayor of Cork Cllr. Kieran Mc Carthy joined together to launch the 2024 Cork Schools Garden Competition. Sponsored by Cork County Council and Cork City Council and organised by Cork County Muintir na Tíre, the competition has a PRIZE FUND of over €5,000!

The Annual Cork School Garden Competition is open to all primary schools in Cork city and county who have a school garden or are in the process of developing one. There are various award categories including School Garden of the Year, Biodiversity, Fun and Games, Gardening 'As Gaeilge', Imaginative use of Limited Space and many more.

The closing date for Competition Entry is Good Friday 29th March 2024.

[Full competition details are available here](#)



1Pictured with Mayor of the County of Cork Cllr Frank O' Flynn at the launch of the Muintir na Tíre Cork School Garden Competition 2024 are Mr Sean Holland Muintir na Tíre, teachers Clar Ui Mhaolain, James O'Murchu and pupils, brothers Darragh, Tadhg and Cillian O'Muirghéasa of Gaelscoil Charraig Ui Leighin, winners of Best School Garden in County Cork in 2023, Louis Duffy. Director of Services - Environment, Climate Change and Emergency Services, Heritage Officer Conor Nelligan, Katherine Corkery and Michelle Green Environment Directorate Cork County Council.

(03_2024_W)

1.4.2 *Globe Ireland Sustainable Urban Drainage (SUDs)-Nature Based Solutions Education Initiative*

This January 2024, 40 Primary and Secondary schools across the country measured precipitation and investigated flood risk and opportunities for resilience in their school and school community.

Students additionally explored the implementation of Nature Based SUDs and completed site inventories and analyses to create 'Spongy School' solutions.

Schools Participating in County Cork were:

- Carrigtwohill Community National School
- Mt. St. Michael Rosscarbery
- Kinsale Community College
- Banteer National School

The Air & Wastewater Team of the Environment Directorate are assisting and providing technical guidance with school projects, including sending pH Test Strips to schools in County Cork.

The programme is managed by An Taisce, and the Environmental Protection Agency (EPA) and outcomes will be published in due course.



(03_2024_W)

1.4.3 Cloth Nappy Incentive Scheme

Cork County Council, in collaboration with Cork City Council, Cork University Maternity Hospital (CUMH) and Voice Ireland, launched the Cloth Nappy Incentive Scheme in December, to support parents in making a move from disposable nappies to reusable cloth nappies.

A baby uses between 4,000 and 4,500 nappies before potty training at roughly 2.5 years and the UNEP reported in 2021 that disposable nappies are one of the biggest contributors to plastic waste globally. The Cloth Nappy Incentive Scheme supports the use of reusable nappies among families who could not otherwise have considered trying them owing to the upfront costs in buying the nappies. The scheme was established by VOICE under funding provided by the Environmental Protection Agency for a pilot programme in Dublin which was very successful.

The scheme has been hugely popular since the launch in Cork. To date, 100 families in Cork County have been accepted on the scheme. Each family will be provided with a cloth nappy starter kit worth €100 and feedback on their experience will be collected over time.

For more information visit <https://www.voiceireland.org/campaign/cloth-nappy-incentive-scheme>.



Launch at CUMH: Mairead O'Riordan, Clinical Lead CUMH, expectant mothers & staff members Midwife Roisin O'Connor and Dr Cathy Rowland SPR; Dr Cathy Burke, Consultant Gynaecologist/Obstetrician CUMH. Abi O'Callaghan-Platt; Voice Ireland; Staff of Cork City & County Council.

(02_2024_S)

1.4.4 WEEE National Campaign Launched

The recently launched WEEE National Campaign highlights the importance of recycling broken or unused appliances. The campaign is a collaboration between the Government, MyWaste.ie and the two national compliance schemes ERP Ireland and WEEE Ireland. Electrical items such as mobile phones, laptops, toasters, Christmas lights can all be recycled but people are either hoarding them or disposing of them incorrectly. According to WEEE Ireland chief executive Leo Donovan, “For every 10 new small electrical products sold in Ireland last year, only four are eventually coming back through the Irish-approved e-waste recycling system when they reach end of life.”

The aim of the campaign is to encourage households to do a clear out of electrical items and recycle them for free at their nearest drop off point.

See www.mywaste.ie for more information.



(02_2024_S)

1.4.5 Mywaste.ie Supports Schools to Segregate their Waste.

Mywaste.ie have recently added a section on their website to assist schools in segregating their waste.

Waste prevention, waste segregation and recycling are all aspects of waste management that can be enhanced in schools across Ireland by implementing some simple practices and actions.

The resources available will assist schools in their journey and include downloadable posters, bin labels, guidance booklet, a checklist and four short training animations. Materials are available in English, as Gaeilge or bilingually.

For more information, go to [Schools - mywaste My Waste](#)



(02_2024_S)

1.4.6 Circular Economy Fund

Cork County Council launched a new **Circular Economy Fund** on Monday 8th April with the aim of empowering local action to drive a more circular economy. The fund aims to support communities to move away from the traditional linear 'take-make-use-dispose' model towards more circular living where resources are reused or recycled as much as possible, and the generation of waste is minimised.

The inaugural theme of what we hope will be an annual programme focuses on the reduction of single-use plastics, inviting **schools, community groups, sports clubs, and festivals** to submit proposals aimed at minimising single use plastics throughout their activities.

The fund builds on the successful engagement between Cork County Council and communities in recent years which has seen 35 water refill stations installed in schools and community buildings across Cork County as well as mobile hydration stations piloted at events.

With an increasing demand from the public to reduce single use plastics and a desire from communities to act, this fund will this year support the installation of temporary or permanent water refill stations in schools, community buildings, sports clubs and at festivals, reducing the environmental impacts of single use plastics.



Applications for the Circular Economy Fund are now open at www.yourcouncil.ie and will be accepted until Thursday 25th April at 5pm.

(04_2024_N)

1.4.7 Webinar for Tourism Industry

The Cork Green Hubs Tourism Initiative is on a mission to support the tourism industry in their waste reduction initiatives through an online webinar. The 30-minute webinar takes place on Friday **12th April from 10am to 10.30am** where businesses from the industry can ask questions on how to segregate, label and monitor their waste. The panel includes Pauline McDonogh from the Southern Waste Management Region and Colm O'Brien from Wiser Bins.

For businesses that can't make the webinar and are unsure of where to start, we have provided the following tips to help them get started:

- **Assess:** Count the number and types of bins on your premises. Look at a sample of waste in some bins and see if waste is in the correct bin
- **Contact your Waste Provider:** Request data on your waste collections
- **Plan:** Engage with staff and identify how many bins are needed to maximise segregation
- **Download or order signage on My Waste.ie:** Label internal and external bins and consider using different colour bags for different waste streams.
- **Measure:** Collect and monitor waste data to track progress and highlight improvement
- **Highlight your efforts:** Display Green Hubs sticker on your premises.

Cork Green Hub Initiative

CALLING ALL CORK HOSPITALITY BUSINESSES

Get Your Waste Sorted WEBINAR

Friday | 12th April | 10am - 10.30am

Register at <http://bit.ly/4cB2K0u> or scan the QR code

mywaste Comhairle Contae Chorcaí Cork County Council Comhairle Cathrach Chorcaí Cork City Council CORK

(04_2024_N)

1.4.8 Safe Cycle Hubs Initiative

Cork County Council's Environmental Awareness Office (EAO) were delighted to visit Holy Well Primary School, Carrigaline who were taking part in the Safe Cycle Hubs initiative which is run by CCC's Road Safety Officer, Caroline Casey. The project is supported by the EAO with a supply of bicycles sourced from two social enterprises in Cork, Cycle Sense and Sign and Cycle. The bicycles were old unused or broken bicycles which were repaired by the social enterprises and made available to the initiative.

Safe Cycle Hubs are continuing to evolve right across the county with 10 schools already taking part in the project. Since the initiative launched in 2021, 250 children have received the initial training. As part of the project, the teachers are also trained as "cycle right instructors" and further courses have been run in the schools by the teachers so approximately 500+ children have received the cycle training in total.

Schools who have taken part in the Safe Cycle Hub to date include:

1. CBS Primary School Mitchelstown
2. Bunscoil Na Toirbhirthe Mitchelstown
3. Kildorrery Primary School
4. Presentation Primary School Fermoy
5. Holy Well Primary School Carrigaline
6. Carrigaline Educate Together Primary School
7. Buttevant Primary School
8. Glantane Primary School (near Lombardstown)
9. Glenahulla Primary School (near Mitchelstown)
10. Castletownroche Primary School

Environment/Climate Action/Emergency Services/Rural Broadband

The course is a 6-week course run in the school and some of the modules include safety checks, bike checks, weather checks, road safety, balance and co-ordination, signalling and shoulder checking etc. The children are really enjoying having cycle safety & skills included in their school week which will ultimately keep them safer on the road.



Caroline Casey CCC delivering the Cycle Training at Holy Well Primary School, Carrigaline.



Katherine Corkery, CCC with students from Holy Well Primary School, Carrigaline.

(04_2024_N)

1.5. National Broadband Plan (NBP)

1.5.1 Digital Connectivity Strategy Update

The January 2024 Digital Connectivity Strategy Update released by DECC reports:

The process of delivering fibre to all homes in the Intervention Area is progressing with momentum. While NBI is committed to delivering a cumulative target of 185,000 premises by the end of 2023 under the revised Contract targets, NBI passed over 205,600 premises up to the end of December 2023.

NBI believe they are now making up for delays encountered due to Covid restrictions and they will continue to seek to accelerate the rollout where possible. They expect to pass over 300,000 premises by the end of 2024.

To date over 69,100 full fibre connections have been made by NBI across all counties and demand remains very strong where fibre is available. Over 3,500 connections are being made each month.

1.5.2 National Broadband Ireland

NBI rely on their parent website at <https://nbi.ie/> to provide information on the National Broadband Contract. Websites <https://nbi.ie/where-are-we-working/> and <https://nbi.ie/nbp-project-progress/> provides greater detail on the roll-out progress to premises across the Intervention Areas.

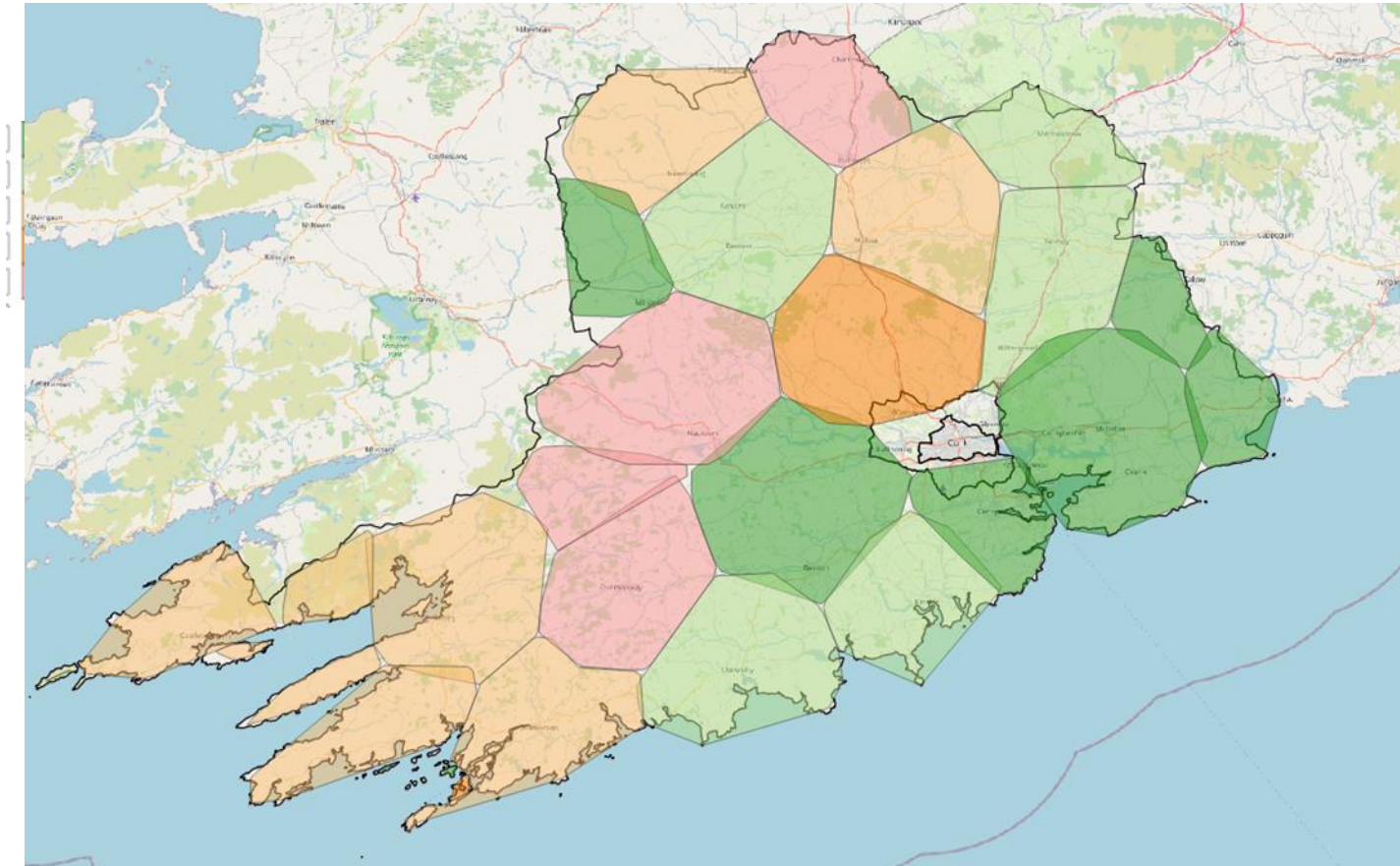
NBI continue to operate a dedicated e-mail service at reps@nbi.ie for Elected Representative queries and news items are published at <https://nbi.ie/news/updates/>. NBI advise of issuing news items direct to relevant Elected Representatives.

Network build is substantially complete in Carrigaline, Midleton, Youghal, Rathmore, Tallow, Templemartin as well as the Hare and Long Island DA's. Deployment in the, Clonakilty, Fermoy and Kanturk DA's is ongoing. Survey works in the Abbeyfeale, Dursey Island, Eyeries, Horse Island, Killavullen, Kinsale, Lauragh, Meelin, Mitchelstown and Skibbereen DA's is complete. Survey works are pending at Ballingeary, Bantry, Bere Island, Cape Clear, Sherkin Island, Carriganimmy, Charleville, Dunmanway, Grenagh, Kilcrohane and Schull. DA's

Environment/Climate Action/Emergency Services/Rural Broadband

Approx. 77,000 premises across Cork County will ultimately benefit from access to high-speed broadband constructed under the National Broadband. Broadband connections can now be obtained at approx. 23,500 premises in the intervention area and network build a further 19,000 premises is ongoing.

An overview of planned NBI broadband roll-out activity across the county can be captured from the <https://nbi.ie/where-are-we-working/> website. Website <https://nbi.ie/where-are-we-working/> can be hovered over to identify status of the individual DA's. An overview of the present status and the roll-out per Deployment Area is presented below.



Graphical Representation of NBI Deployment across DA's

Environment/Climate Action/Emergency Services/Rural Broadband

Deployment Area	Status	Anticipated Date for Connection	Number Premises MOVED INTO	Number Premises @ SURVEY_PENDING	Number Premises @ Survey Planned/Underw	Number Premises @ SURVEY_COMPLETE	Number Premises @ NETWORK_BUILD_IN_PROGRESS	Number Premises @ Available to Order/Pre Order	Number Premises in DA to be passed by NBI
ABBEYFEALE	NETWORK_BUILD_IN_PROD	January 2026 - December 2025					45		45
BALLINGEARY	SURVEY_PENDING	January 2026 - December 2025		857					857
BANTRY	SURVEY_COMPLETE	January 2026 - December 2025				3791			3,791
Bere Island (CK)	SURVEY_COMPLETE	October 2025 - December 2025				248			248
Cape Clear/Sherkin Island (CK)	SURVEY_UNDERWAY	March 2025 - May 2025			124				124
CARRIGALINE	Available to Order/Pre Order	Available to Order/Pre Order			10			3663	3,673
CARRIGANIMMY	SURVEY_PENDING	January 2026 - December 2025		4097					4,097
CHARLEVILLE	SURVEY_PENDING	January 2026 - December 2025		2259					2,259
CLONAKILTY	NETWORK_BUILD_IN_PROD	July 2025 - December 2025					5798		5,798
Default DLT	DA_NOT_ASSIGNED		692	13	4				709
DUNMANWAY	SURVEY_PENDING	January 2026 - December 2025		4369					4,369
Dursey Island (CK)	SURVEY_COMPLETE	July 2025 - September 2025				18			18
EYERIES	SURVEY_COMPLETE	July 2025 - December 2025				1489			1,489
FERMOY	NETWORK_BUILD_IN_PROD	January 2025 - June 2025					3691		3,691
GRENAUGH	SURVEY_UNDERWAY	January 2026 - December 2025			4182				4,182
Hare Island (CK)	Available to Order/Pre Order	Available to Order/Pre Order						59	59
Horse Island (CK)	SURVEY_COMPLETE	July 2026 - September 2026				7			7
KANTURK	NETWORK_BUILD_IN_PROD	October 2024 - December 2025					3888		3,888
KILCROHANE	SURVEY_COMPLETE	January 2026 - December 2025				469			469
KILLAVULLEN	SURVEY_COMPLETE	January 2026 - December 2025				3252			3,252
KINSALE	NETWORK_BUILD_IN_PROD	January 2026 - December 2025					3554		3,554
LAURAGH	SURVEY_COMPLETE	July 2025 - December 2025				401			401
Long Island (CK)	Available to Order/Pre Order	Available to Order/Pre Order						27	27
MEELIN	SURVEY_COMPLETE	January 2026 - December 2025				2050			2,050
MIDLETON	Available to Order/Pre Order	Available to Order/Pre Order			27		19	8807	8,853
MITCHELSTOWN	NETWORK_BUILD_IN_PROD	January 2026 - December 2025					1640		1,640
RATHMORE	Available to Order/Pre Order	Available to Order/Pre Order			14		5	2117	2,136
SCHULL	SURVEY_COMPLETE	January 2026 - December 2025				2319			2,319
SKIBBEREEN	SURVEY_COMPLETE	January 2026 - December 2025				3663			3,663
TALLOW	Available to Order/Pre Order	Available to Order/Pre Order						886	886
TEMPLEMARTIN	Available to Order/Pre Order	Available to Order/Pre Order			158		108	5883	6,049
YOUGHAL	Available to Order/Pre Order	Available to Order/Pre Order			5		196	2148	2,349
Totals			692	11,595	4,424	17,707	18,944	23,590	76,952

Tabular Representation of NBI Deployment across DA's

1.5.3 Broadband Connection Points

A total of 25 BCP's are now completed across the county and are operational. 23 of these facilities continue to operate as BCP's. Remote working is being accommodated at a number of BCP's.

The Council continues to support the Broadband Connection Points (BCPs) initiative and is co-funding the monthly broadband retail service costs at BCP's in association with Dept. Rural and Community Development. Many of the BCP's availed of Town and Village funding support to purchase furniture and fittings to enhance remote working opportunities.

Centres across the county hosting BCP sites will benefit to amounts of €320K following successful applications under the Community Centre Investment Fund grant scheme aimed at upgrading and development of community centre facilities which had become aged and dilapidated over time. The successful groups are:

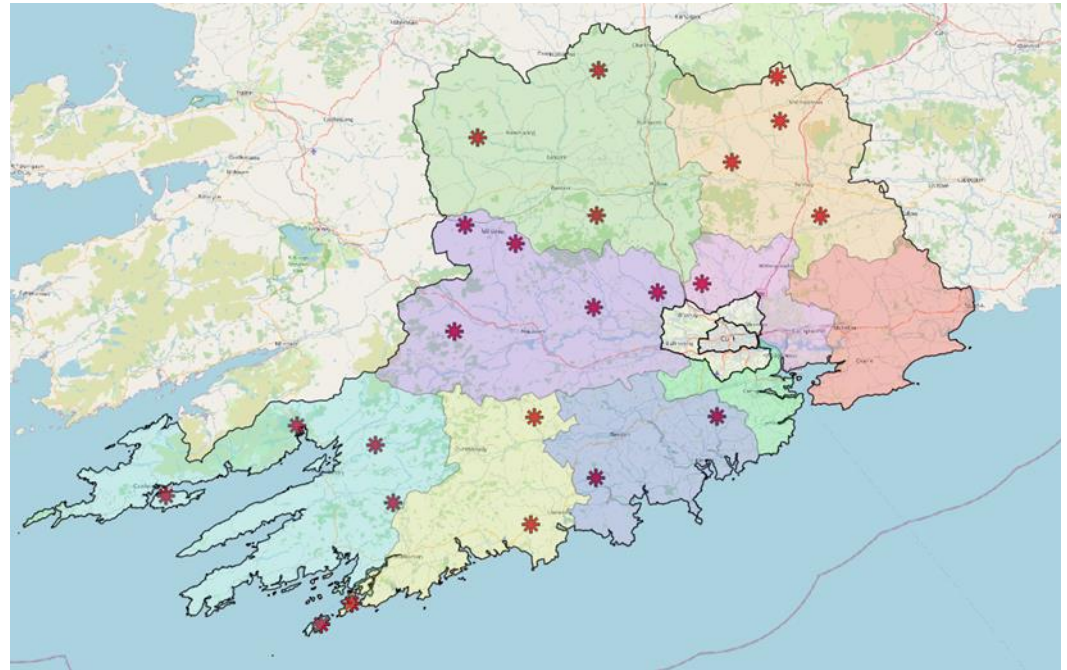
Aubane Community School, Millstreet	€16,000.00
Bere Island Old School Heritage Complex	€25,000.00
Castlelyons Community Centre	€22,628.25
Courtbrack Community Association, Gilough	€16,033.86
Diarmuid O'Mathuna GAA club, Castletownkenneigh, Enniskean	€16,117.00
Dromina Community Council Ltd, Newtownshandrum	€23,406.27
Whitechurch & Waterloo Community Association Company	€100,000.00
Riverstick Community Association	€100,916.73

Most of these projects funded under the Community Centre Investment Fund were completed by March 2024 deadline for drawdown of the approved funding. In the case of the remaining projects, extensions of time until July '24 were granted on foot of applications by the various project managers. These applications for extensions cited procurement and scarcity of resources as the reason for the extension applications.

Environment/Climate Action/Emergency Services/Rural Broadband

The list of BCP's is categorized by MD as set out below:

- Bandon-Kinsale MD
 - Clogagh Community Hall and Riverstick Community Centre
- Cobh MD
 - Whitechurch Community Centre
- Fermoy MD
 - Ballindangan Community Centre, T.O Park Community & Sports Centre, Castlelyons Community Centre and The Old Mill, Castletownroche
- Kanturk-Mallow MD
 - Glash School Community Centre, Laharn Heritage Centre and The Old Schoolhouse, Dromina
- Macroom MD
 - Aghabullogue Community Centre, Aubane Community Centre, Ballydaly Community Hall, Courtbrack Community Centre and Ionadh Áise, Renaniree
- East Cork MD
 - Inch Community Centre
- West Cork MD
 - Bere Island Heritage Centre, Castletownkenneigh Community Centre, Clonakilty ETB, Coláiste Phobal Cléire, Lisavaird Community Centre, Mealagh Valley Community Centre and Sherkin Island Community Hall, Caheragh Community Centre and Glengarriff Community Centre.



(04_2024_N)

1.6. Emergency Services

1.6.1 Community Smoke Alarm Scheme

Cork County Fire Service will provide local Community Groups/Organisations with 10 year battery operated smoke alarms for distribution and installation in elderly and vulnerable resident's dwellings. These smoke alarms are only available to individuals through local Community Groups/Organisations. Representatives of such group who want further information on this scheme can contact Cork County Fire Service at fireinfo@corkcoco.ie for details and application forms.

The scheme is supported by the National Directorate for Fire and Emergency Management (NDFEM).

The importance of having a working smoke detector fitted cannot be over emphasised. Most deaths caused by house fires can be prevented if a working smoke alarm is installed.

Statistics show that 20% of households do not have a working smoke alarm. Working Smoke alarms can save lives!



(02_2024_S)

1.6.2 Controlled Burning

Cork County Council wishes to remind all land and property holders that it is illegal to cut, grub, burn or otherwise destroy, any vegetation growing on land not then cultivated, or in the course of cultivation, for agriculture or forestry between **1st March and 31st August** each year pursuant to the Wildlife Acts, 1976 and 2000.

The burning of waste is an illegal practice and is an offence under the Waste Management Act, 1996, as amended, the Air Pollution Act, 1987 and the Waste Management (Prohibition of Waste Disposal by Burning) (Amendment) Regulations, 2020.

The previous exemption under the Waste Management Regulations which allowed farmers to dispose of green waste generated by agricultural practices by burning ended on the 30th of November 2023.

Consequently, Farmers/Landowners are no longer permitted to burn agricultural waste and must instead apply the following waste hierarchy:

- Waste arisings are reduced in accordance with best agricultural practice.
- Waste is reused where practicable.
- Waste is recycled through shredding and used as compost or wood chippings.
- Waste is salvaged for use as fuel where practicable.

Uncontrolled fires pose a danger to wildlife, property, infrastructure, the environment, and potentially human life. They can be a significant and prolonged draw on Cork County Council Fire Service resources and may compromise their ability to respond to other incidents such as road traffic collisions or domestic fires.

Farmers carrying out limited controlled burning outside of the prohibited period of 1st March to 31st August must first notify the Fire Service by calling 999/112 to ensure that the Fire Service is not needlessly mobilised to the fire because of calls from concerned members of the public.

(02_2024_S)

1.7. Emergency Planning

1.7.1 Emergency Communications

Following a recommendation by the MEM Region South's Regional Steering Group, four SpaceX Starlink satellite internet systems units have been purchased for the region. These units will be installed in the strategically placed inter-agency emergency response vehicles located in County Cork, Cork City, County Kerry and the Inter-agency Emergency Management Office. The units will be available to the Principal Response Agencies (Local Authorities, HSE & An Garda Síochána) to enhance inter-agency emergency operational capabilities across the region.

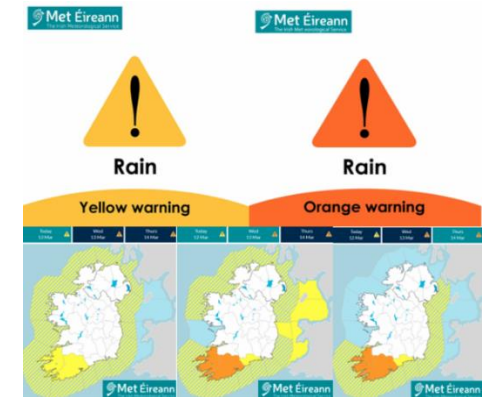
(04_2024_N)



1.7.2 Severe Weather

Following the receipt of Severe Weather Warnings, Cork County Council's Severe Weather Assessment Team (SWAT) convene to assess the likely level of response the situation requires based on the severity of the weather forecast and weather warnings, tidal surge warnings from the OPW, local knowledge of particular catchments and coastal areas, antecedent conditions, flood alerts from the ESB and/or information from any Flood Warning Systems in place. The situation is continuously assessed by Cork County Council throughout the duration of the severe weather alert.

Cork County Council's SWAT convened via MS Teams on 12th March and 4th April 2024 in response to a Status Orange Weather warning issued by Met Eireann for County Cork.



(04_2024_N)

2. Work Programme Reports for Q1 2024

(DATA IS UP TO THE END OF Q3 UNLESS OTHERWISE STATED)

2.1. Fire and Building Control

2.1.1 Fire Operations for Q1.

Fire Operations	
Total number of turnouts to fires	248
Average of turnout times	293.30secs
Average of response times	823.57secs
% of calls with a response time of less than 10 minutes	35.08%
% of calls with a response time of between 10 and 20 minutes	32.66%
% of calls with a response time greater than 20 minutes	18.15%
Total number of turnouts to non-fire emergencies	378
Average of turnout times	294.58secs
Average of response times	866.53secs
% of calls with a response time of less than 10 minutes	30.16%
% of calls with a response time of less than 20 minutes	43.65%
% of calls with a response time greater than 20 minutes	16.40%

2.1.2 Fire Prevention

Fire and Building Control Statistics Q1-2024

Fire Prevention

Fire Safety Certificates (FSC)

The following statistics relate to the number of Fire Safety Certificate applications received and the number of Fire Safety Certificate applications granted on a month-by-month basis during the period covered by this report. *(FSC received includes invalid applications. Decisions does not include invalidation)*

Month	No. Fire Certificates received	No. Fire Certificates decided
January 2024	24	17
February 2024	31	29
March 2024	13	12
Total	68	58

Building Control

Commencement Notices and 7 Day Notices

The following statistics relate Commencement Notices (CN) submissions received on a the period covered by this

Month	No. of Buildings covered by Valid Notices (CN + 7DN)	No. of Notices made valid (CN + 7DN)
January 2024	222	110
February 2024	376	130
March 2024	524	164
Total	1122	404

to the number of valid & 7 Day Notices (7DN) month by month basis during report.

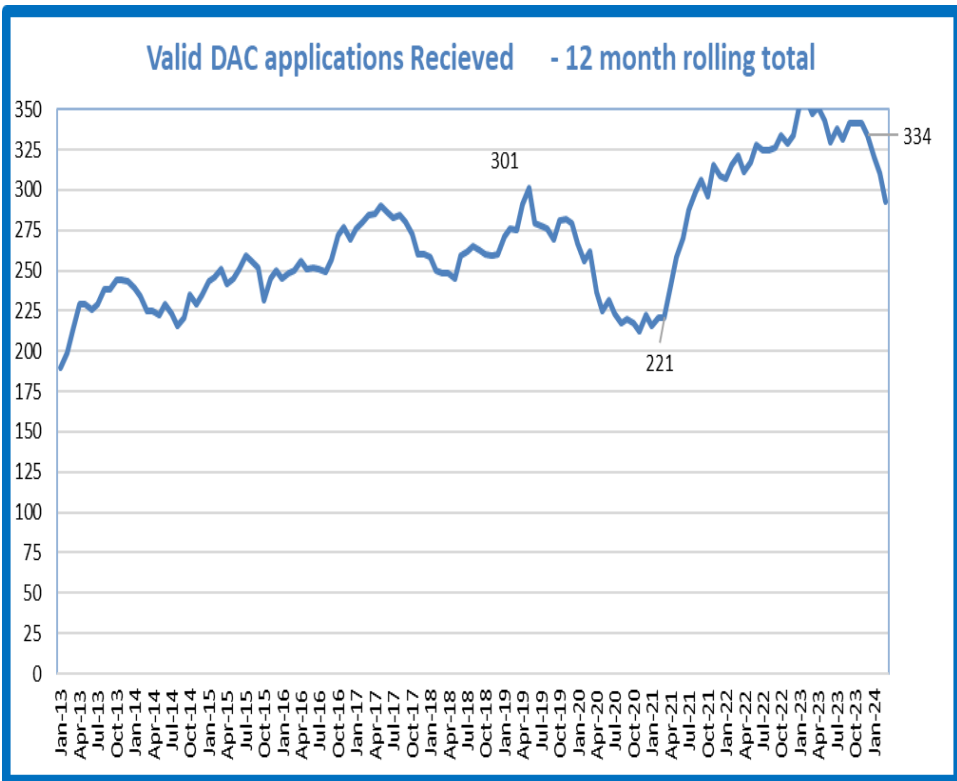
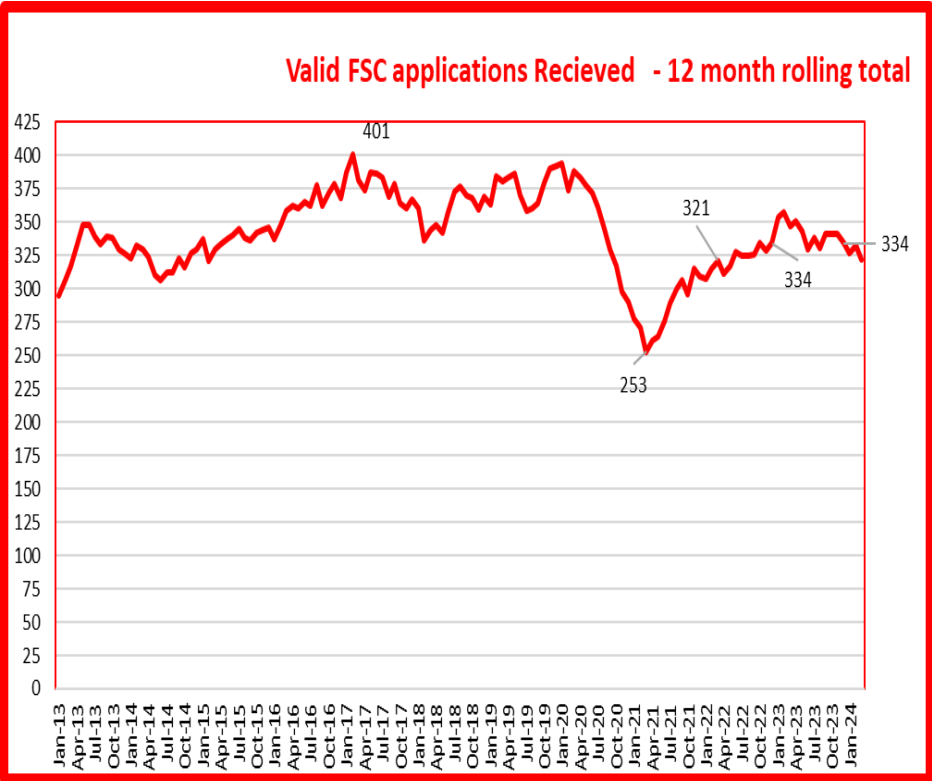
NB : the difference between the number of Notices and buildings is mostly accounted for by housing estates.

Environment/Climate Action/Emergency Services/Rural Broadband

Disability Access Certificates (DAC)

The following statistics relate to the number of Disability Access Certificate (DAC) applications received and the number of DAC applications granted on a month by month basis for the period covered by this report. *(DAC received includes invalid applications. Decisions does not include invalidation)*

Month	No. Access Certificates received	No. Access Certificates decided
January 2024	17	18
February 2024	16	14
March 2024	6	9
Total	39	41



Environment/Climate Action/Emergency Services/Rural Broadband

Buildings - Per Month										
	2015	2016	2017	2018	2019	2020	2021	2022	2023	2024
January	62	87	133	134	200	115	88	204	147	-
February	98	169	106	234	448	204	110	243	143	-
March	89	120	300	245	200	136	151	257	257	-
April	139	176	232	205	265	111	277	310	200	-
May	97	201	209	235	376	59	292	203	483	-
June	118	174	284	250	151	106	318	247	166	-
July	168	176	208	195	262	170	200	185	240	-
August	111	168	266	189	181	149	226	180	280	-
September	152	305	132	103	221	258	205	195	237	-
October	138	160	124	197	245	205	128	177	349	-
November	66	150	211	287	329	144	252	187	201	-
December	69	79	82	145	111	57	125	158	295	-
	1,307	1,965	2,287	2,419	2,989	1,714	2,372	2,546	2,998	-

	2015	2016	2017	2018	2019	2020	2021	2022	2023	2024
Quarter 1	249	376	539	613	848	455	349	704	547	-
Quarter 2	354	551	725	690	792	276	887	760	849	-
Quarter 3	431	649	606	487	664	577	631	560	757	-
Quarter 4	273	389	417	629	685	406	505	522	845	-
	1307	1965	2287	2419	2989	1714	2372	2546	2998	-

Notices - Submitted Per Month										
	2015	2016	2017	2018	2019	2020	2021	2022	2023	2024
January	50	70	94	93	128	82	72	94	81	-
February	67	91	90	110	137	83	50	95	81	-
March	63	88	136	88	133	96	105	115	101	-
April	87	95	117	120	126	54	158	98	100	-
May	74	111	117	146	137	59	147	121	123	-
June	86	111	130	134	101	95	132	107	135	-
July	121	99	127	112	138	124	105	113	100	-
August	70	111	116	112	104	90	117	110	105	-
September	88	106	96	91	93	119	125	79	103	-
October	102	98	95	112	123	98	103	88	98	-
November	66	81	95	81	73	82	80	86	75	-
December	46	43	52	57	55	52	54	55	49	-
	920	1,104	1,265	1,256	1,348	1,034	1,248	1,161	1,151	-

Notices - Submitted Per Quarter										
	2015	2016	2017	2018	2019	2020	2021	2022	2023	2024
Quarter 1	180	249	320	291	398	261	227	304	263	-
Quarter 2	247	317	364	400	364	208	437	326	358	-
Quarter 3	279	316	339	315	335	333	347	302	308	-
Quarter 4	214	222	242	250	251	232	237	229	222	-
	920	1104	1265	1256	1348	1034	1248	1161	1151	-

Note:

Further to SI 306 Planning development charges exemption, a number of CNs from Q1 were notified as not commenced and new CN were submitted in Q2
This effected at least 148 houses.

2.2. Water

2.2.1 Public Drinking Water

Full functional management of public water transferred to Uisce Éireann (UÉ) in September 2023. Monitoring information on individual water supplies can be found at <https://www.water.ie/water-supply/water-quality/>

2.2.2 Private Drinking Water Compliance Monitoring

Following updated HSE advise, sampling at nursing homes recommenced in 2022, subject to the incidence rate of Covid-19 at the time, as well as the agreement by management at individual nursing homes. In Q1 2023 priority was given to these nursing homes, as well as schools and creches.

Under the terms of our Service Level Agreement (SLA) with Irish Water, the Environment Directorate delivers an extensive sampling & testing programme in relation to public drinking water supplies. Summary data on progress against overall targets is given below. It is not currently possible to break this data down by Municipal District.

Detailed information on individual water supplies can be found at <https://www.water.ie/water-supply/water-quality/>.

Private WS supply type	No of drinking water Private supplies	No of samples scheduled for 2022	No of samples taken by end-Q1 2022	No of parameters scheduled for analysis in 2024	No of parameters analysed by end-Q1 2024	% of parameters Compliant with Drinking Water Standards up to end-Q1 2024
Private Group WS	23*	69	21	2,737	273	97.8 %
Q1/2023	23	46	23	800	368	98.4%
Small private supplies monitored by CCC	310*	370	95	5,550	1,425	97.2 %
Q1/2023	396	245	64	4,410	1,152	98.3%

* Number stated is number of supplies prioritised to be monitored based on a risk assessment (e.g. schools, crèches, nursing homes, etc.). This number may be reviewed during the year, depending on laboratory resources. Approximately 400 Small Private Supplies in County Cork

Environment/Climate Action/Emergency Services/Rural Broadband

2.2.3 Bathing Water Compliance Programme 2022

Note: Bathing Season monitoring extends from mid-May to mid-September*. In addition to bathing water sampling and testing outlined below, the Water Quality Laboratory also undertakes environmental education activities as required by the Blue Flag rules.

Below table outlines the planned bathing water monitoring programme for 2023.

Total No of beaches in monitoring programme 2023	No of samples scheduled for 2023 Bathing water Season (May – Sept)	No of samples taken 2023	No. of compliant samples <i>E.Coli <500 AND I. Enterococci <100</i>	No of non-compliant samples 2023 <i>E. coli > 500 OR I. Enterococci >100</i>
29	158	176	175	1
By End – 2022	177	202	197	5

2.2.4 Bathing water quality status for Identified & Blue flag beaches.

Municipal District	Identified Bathing water	2023 Blue Flag Award	2022 Blue Flag Award	2021 Blue Flag Award	2021 Bathing water status (2017-2020 results)	2022 Bathing water status (2018-2021 results)	2023 Bathing water status*
Bandon/Kinsale	Coolmaine	Not BF	No	Not BF	Good	Good	Good
	Garrylucas	Yes	Yes	Yes	Excellent	Excellent	Excellent
	Garretstown	Yes	Yes	Yes	Excellent	Excellent	Excellent
Carrigaline	Fountainstown	Yes	Yes	Not BF	Excellent	Excellent	Excellent
East Cork	Garryvoe	No BF	No	No	Sufficient	Good	Good
	Redbarn	Yes	Yes	Yes	Excellent	Excellent	Excellent
	Youghal Claycastle	Yes	Yes	Yes	Excellent	Excellent	Excellent
	Youghal Front strand	Yes	Yes	No	Excellent	Excellent	Excellent
West	Barleycove	Yes	Yes	Yes	Excellent	Excellent	Excellent
	Inchydoney West	Yes	Yes	Yes	Excellent	Excellent	Excellent
	Inchydoney East	Yes	Yes	Yes	Excellent	Excellent	Excellent
	Ownahincha	Yes	Yes	Yes	Excellent	Excellent	Excellent
	Tragumna	Yes	Yes	Yes	Excellent	Excellent	Excellent

Environment/Climate Action/Emergency Services/Rural Broadband

	Warren	No BF	No	Yes	Good	Good	Good
--	--------	-------	----	-----	------	------	------

11 Identified Bathing waters attained Blue flag for the 2022 bathing season - Barleycove, Fountainstown, Garretstown, Garrylucas, Inchydoney East, Inchydoney West, Owenahincha, Redbarn, Tragumna, Youghal Claycastle, Youghal Front Strand.

*The EPA is the sole arbiter of Bathing Water status, and this is based on 20 samples over 4 years. The status shown here is based on EPA/HSE criteria for assessment of a single sample

2.2.5 Bathing water quality status for Green Coast Awards & candidate beaches

15 no. applications for Green Flag beaches submitted to An Taisce for the **2023** bathing season were awarded in June **2023**.

Municipal District	Beach	2023 Green Coast Award	2022 Green Coast Award	2021 Green Coast Award	2021 Bathing water status (2017-2020 results)	2022 Bathing water status (2018-2021 results)	2023 Bathing water status*
Bandon/Kinsale	Oysterhaven	Yes	Yes	No	Excellent	Excellent	Good
Carrigaline	Rockybay	Yes	Yes	Yes	Excellent	Excellent	Excellent
	Fountainstown	Yes	Yes	Yes	Excellent	Excellent	Excellent
East Cork	Ring Beach	Yes	Yes	Yes	Excellent	Excellent	Excellent
	Inch Beach	Yes	Yes	Yes	Excellent	Excellent	Excellent
	Shanagarry (Ardnahinch)	Yes	Yes	Yes	Excellent	Excellent	Excellent
	Ballynamona	Yes	Yes	No	Excellent	Excellent	Excellent
West Cork	Ballyrisode	Yes	Yes	Yes	Excellent	Excellent	Excellent
	Cadogens	Yes	Yes	Yes	Excellent	Excellent	Excellent
	Galleycove	Yes	Yes	Yes	Excellent	Excellent	Excellent
	Garinish	Yes	Yes	Yes	Excellent	Excellent	Excellent
	Inchydoney East	Yes	Yes	Yes	Excellent	Excellent	Excellent
	Red strand	Yes	Yes	Yes	Excellent	Excellent	Excellent
	Dooneen	Yes	Yes	Yes	Excellent	Excellent	Excellent
	Sherkin island	Yes	Yes	Yes	Excellent	Excellent	Excellent

Environment/Climate Action/Emergency Services/Rural Broadband

*The EPA is the sole arbiter of Bathing Water status, and this is based on 20 samples over 4 years. The status shown here is based on EPA/HSE criteria for assessment of a single sample.

25

2.2.6 Agricultural Inspection Program

No of farm inspections scheduled for 2024	Municipal District	No of farm inspections undertaken 1/1/2023 to 31/12/2023	No of farm inspections undertaken 1/1/2024 to 31/3/2024	No of warning letters sent	% of farms with non-compliances detected	No. of Cross reports to DAFM	% of farms with Cross reports to DAFM
1085	Carrigaline	7	5	2	40%	1	20%
	Bandon/ Kinsale	80	33	10	30%	5	15%
	Macroom	113	15	2	13%	0	0%
	Cobh	73	4	0	0%	0	0%
	East Cork	72	17	7	41%	1	6%
	Fermoy	214	61	25	41%	1	2%
	Mallow/Kanturk	162	51	9	18%	3	6%
	West Cork	211	27	9	33%	6	22%
	Total	932	213	64	30%	17	8%

The most frequent non-compliances detected during the farm inspections were as follows, (non-compliances with Good Agricultural Practice Regulations);

Non-Compliance	Number detected 1/1/2024 – 31/3/2024
Inadequate Soiled Water Collection & Storage	39
Inadequate Slurry Collection & Storage	37
Discharge with Potential to Impact Water Quality	11
Inadequate Management of Farmyard Manure	38
Spreading of Slurry/Soiled Water at the Wrong Times	8

Note multiple non-compliances on some inspections.

2.2.7 Septic Tanks Inspection Programme 2024.

Municipal District	No. of Septic Tank inspections scheduled for period 2024	No. of Septic Tank inspections undertaken for period 1/1/24 - 31/3/24	No of non-compliant systems identified	% non- compliances identified	No. of Advisory Notices issued	No. of Advisory Notices Complied with
Carrigaline	11					
Bandon/Kinsale	18					
Macroom	24	8	4	50%		
Cobh	11					
East Cork	11					
Fermoy	18	2	1	50%		
Mallow/ Kanturk	18					
West Cork	25					
Total	136					

Notes;

1. Under the 2022-2026 Domestic Wastewater Treatment Systems National Inspection Plan, (NIP), the minimum number of inspections has increased from 60 in 2021 to 113 in 2022 & 136/annum from 2023 -2026
2. There is small variation between scheduled & actual inspections in some divisions in order to achieve required number of inspections in each risk zone, & to group inspections for more efficient work.

The 2022-2026 National Inspection Plan identifies 3 Risk Zones.

Risk Zone 1; These are areas where DWWTS pose a higher relative risk to surface waters. NIP requires 23 inspections in Zone 1 in 2023.

Risk Zone 2; These are areas where DWWTS pose a higher relative risk to private wells. NIP requires 91 inspections in Zone 2 in 2022.

Risk Zone 3; Zone 3 covers the rest of the country. NIP requires 22 inspections in Zone 3 in 2022. Sites for inspection have been selected in compliance with the requirements of the NIP.

Environment/Climate Action/Emergency Services/Rural Broadband

2.2.8 Update on Septic Tank Inspection Program 2013 – 2023

	No. of Septic Tank inspections scheduled for period 1/7/2013 to 31/12/2023	No. of Septic Tank inspections undertaken to 31/12/2023	No of non-compliant systems identified	% non-compliances identified	No. of Advisory Notices issued	No. of Advisory Notices Complied with by 31/12/2023
Total	933	949	501	53%	501	456

2.2.9 Update on Tracking of Compliance with Advisory Notices 2013 – 2023

National Inspection Plan Domestic Wastewater Treatment System Inspections			Number of Advisory Notices Complied with in				No of Advisory Notices Not Complied with by 31/12/2023	
Dates of Inspections	No of inspections	No. of Advisory Notices Issued	< 3 months	4-6 months	7-12 months	>12 months	>6 months	>12 months
1/7/2013 – 31/12/2014	146	79	25	19	17	17	0	1
1/1/2015 – 31/12/2015	99	58	9	19	18	11	0	1
1/1/2016 – 31/12/2016	102	68	25	16	8	19	0	0
1/1/2017 – 31/12/2017	112	63	10	17	2	26	0	8
1/1/2018 – 31/12/2018	60	21	6	3	2	10	0	0
1/1/2019 – 31/12/2019	60	31	8	12	3	8	0	0
1/1/2020 – 31/12/2020	59	32	7	6	3	13	0	3
1/1/2021 – 31/12/2021	62	37	8	15	7	3	0	4
1/1/2022 - 31/12/2022	113	59	15	21	7	5	0	11
1/1/2023 – 31/12/2023	136	53	24	9	3		17	

Environment/Climate Action/Emergency Services/Rural Broadband

Notes;

- We continue to engage with all householders who have not yet complied fully with their Advisory Notices.
- There are 8 notices not complied with for 2017. All 8 of these are in one location & are liaising with Irish Water re provision of public sewers.

2.2.10 DWWTS Grant Payments by Cork County Council (to 31/03/2024)

Grant Scheme	2014	2015	2016	2017	2018	2019	2020	2021	2022	2023	2024
National Inspection Plan	2 Grants €3,151	8 Grants €17,185	9 Grants €18,282	6 Grants €15,031	3 Grants €6,867	4 Grants €7,177		1 Grant €5,000	8 Grants €22,560	2 Grants €2,532	1 Grant €7,076
High Status Areas	N/A	N/A	N/A	N/A	N/A		N/A	1 Incomplete Application	1 Grant paid €5,000 1 applications submitted, & approved, works in progress	1 grant €5,000	
Priority Areas for Action	N/A	N/A	N/A	N/A	N/A		N/A	2 referrals to LAWPro for Approval.	1 Grant Paid €5,000		

Notes;

- Total of 46 DWWTS grants, worth €114,861, have been paid out since 2014, by Cork County Council.
- All grant payments have been recouped from Department of Housing, Local Government & Heritage.
- The grant schemes for High Status Areas, & Priority Areas for Action, were not available until 2020.
- The grant aid available is now 85% of approved costs up to a maximum of €12,000.
- Requirement for registration before 1/2/2013 has been removed.
- Grant is not payable if works have commenced before Council approval.
- Please email queries re grants to septictankgrants@corkcoco.ie, providing an Eircode for the house will facilitate rapid assessment of eligibility.

Key Message

Too much sludge in the tank is one of the reasons for non-compliance in over 50% of cases. Householders are encouraged to desludge their septic tanks using an authorized desludging contractor every 2-3 years. A list of local authorized desludging contractors is available from the Environment Directorate at Inniscarra.

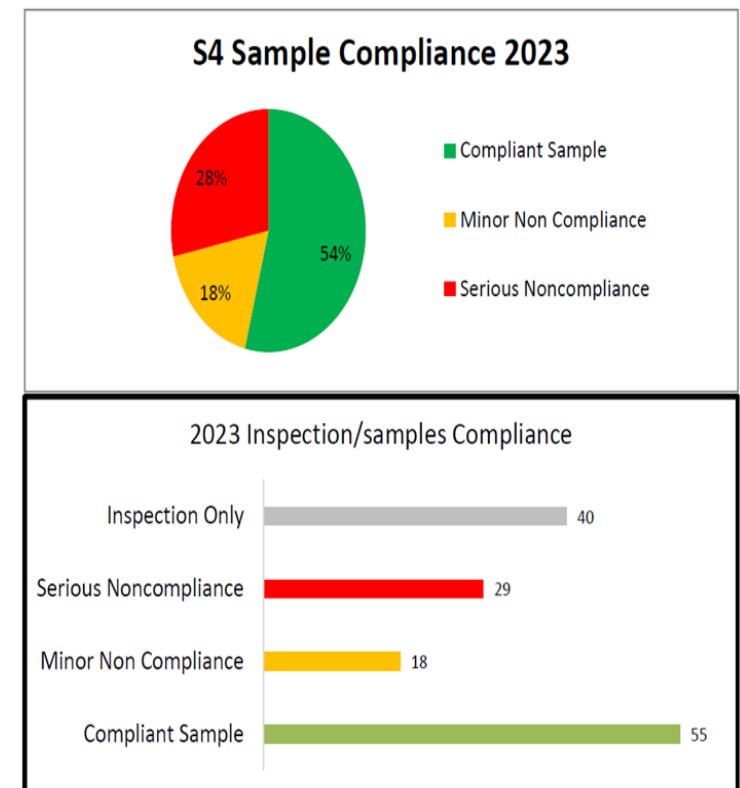
Environment/Climate Action/Emergency Services/Rural Broadband

2.2.11 Public Municipal Wastewater Sampling Programme

Full functional management of public wastewater treatment transferred to Uisce Éireann (UÉ) in September 2023. Information on individual treatment systems can be sought from UÉ (<https://www.water.ie/>)

2.2.12 Trade Wastewater Discharge License Inspection Program – S4 Discharges to water

No. of S4 Inspections scheduled		No inspections undertaken YTD				
		Q1	Q2	Q3	Q4	Σ
	<i>Target</i>					
Carrigaline	19	0	8	6	3	8
Bandon-Kinsale	18	1	9	6	4	10
Macroom	18	0	3	14	2	3
Cobh	10	0	9	1	1	9
East Cork	17	0	12	6	1	12
Fermoy/Mitchelstown	13	0	5	3	3	5
Mallow/Kanturk	33	0	11	4	11	11
West Cork	32	0	1	19	6	1
Total	160	1	58	59	31	153
% Inspection plan completed		96%				



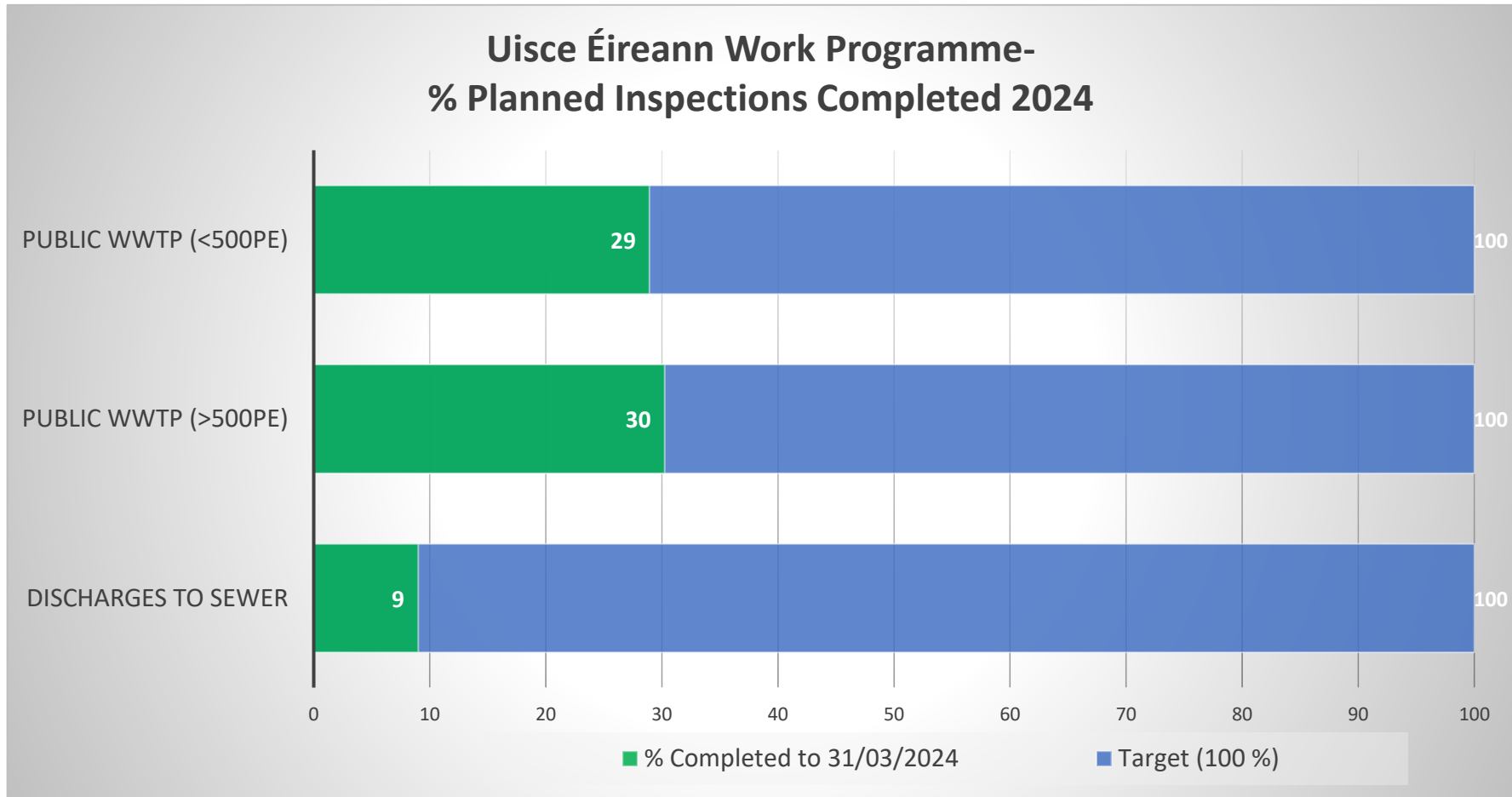


Figure 1: IW Work Programme- Inspections

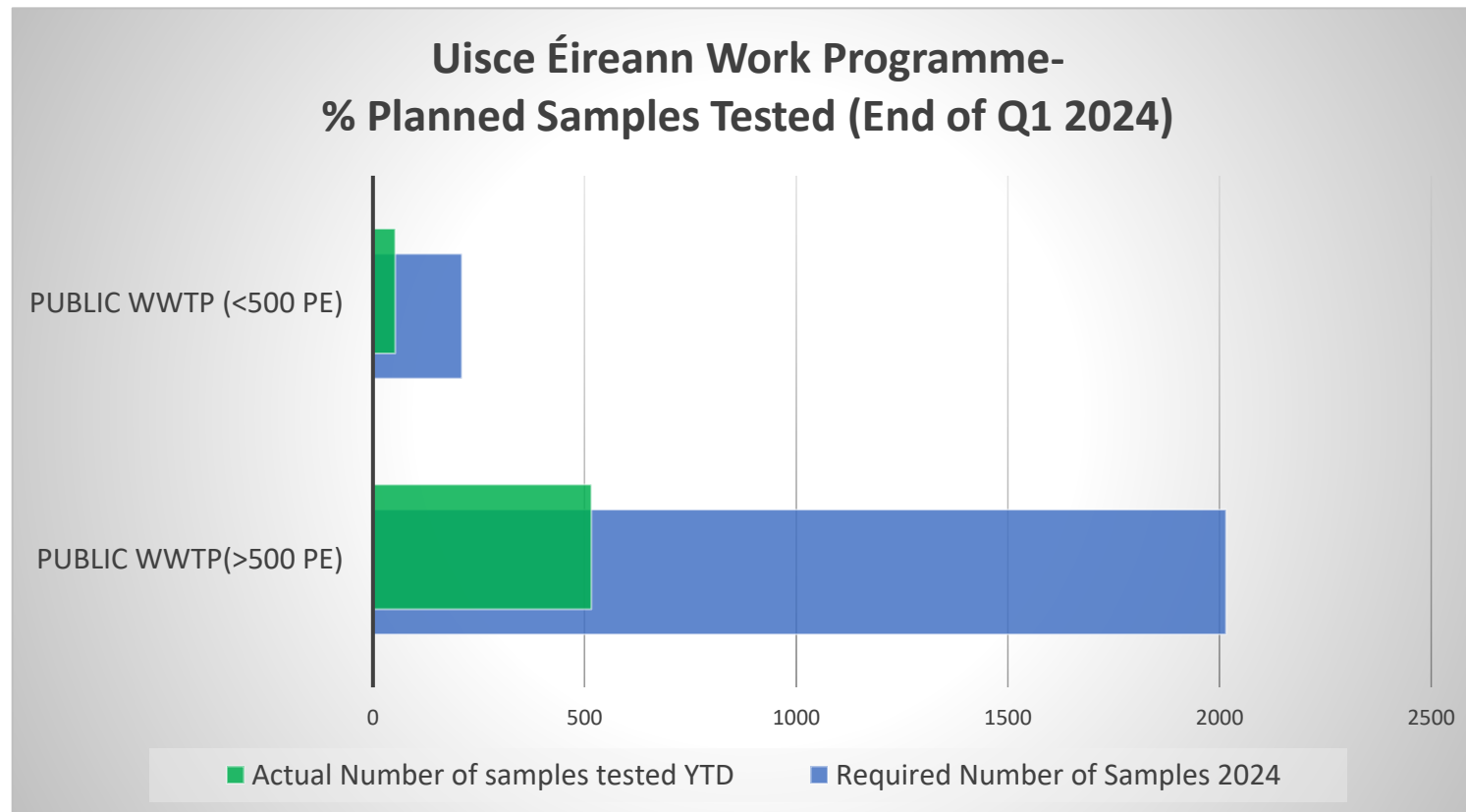


Figure 2: IW Work Programme – Samples

Under the terms of our Service Level Agreement (SLA) with Uisce Éireann, the Environment Directorate delivers an extensive sampling & testing programme in relation to public waste water treatment systems. Summary data on progress against overall targets is given above. More information on individual municipal treatment plants can be found via the Uisce Éireann website; <https://www.water.ie/wastewater/compliance/>. Compliance information for individual plants is available via the EPA’s website at <https://gis.epa.ie/EPAMaps/SewageTreatment>.

2.3. Air & Noise

2.3.1 Numbers of licenses under Air Pollutions Acts and related regulations

Licence Type	Municipal District	Q2 2023	Q3 2023	Q4 2023	Q1 2024	+/- on Q2 2023
Solvent Regulation Certificates (Dry Cleaners)	Bandon/Kinsale	5	5	5	5	0
	Carrigaline	3	3	3	3	0
	Macroom	0	0	0	0	0
	Cobh	1	1	1	1	0
	East Cork	2	2	3	2	-1
	Fermoy	3	3	3	3	0
	Kanturk/Mallow	1	1	1	1	0
	West Cork	1	1	1	1	0
	TOTAL		16	16	17	16
Deco Paint Regulation Certificates (spray painters)	Bandon/Kinsale	6	5	6	6	0
	Carrigaline	3	3	3	3	0
	Macroom	2	2	2	1	-1
	Cobh	2	2	3	3	1
	East Cork	9	9	10	9	0
	Fermoy	5	5	6	4	-1
	Kanturk/Mallow	6	6	6	6	0
	West Cork	6	6	6	6	0
	TOTAL		39	38	42	38
Petroleum Vapour Certificates	Bandon/Kinsale	16	16	16	16	0

Environment/Climate Action/Emergency Services/Rural Broadband

	Carrigaline	5	5	5	6	1
	Macroom	12	13	13	13	1
	Cobh	10	10	10	10	0
	East Cork	10	10	10	10	0
	Fermoy	14	14	15	16	2
	Kanturk/Mallow	14	14	14	14	0
	West Cork	19	20	20	20	1
	TOTAL	100	102	103	105	5
Stage II Petroleum Vapour Certificates*	Bandon/Kinsale	0	0	0	1	1
	Carrigaline	1	1	1	1	0
	Macroom	1	1	1	1	0
	Cobh	1	1	1	1	0
	East Cork	2	2	2	2	0
	Fermoy	1	1	1	1	0
	Kanturk/Mallow	3	3	3	3	0
	West Cork	1	2	2	2	1
	TOTAL	10	11	11	12	2

* Stage II Petrol Vapour Certification relates to the capture of vapours at petrol dispensers (pumps) during refuelling.

Following the publication of an EPA guidance document in Feb. 2022, Cork County Council has commenced issuing such certificates.

Environment/Climate Action/Emergency Services/Rural Broadband

2.3.2 Inspections under Air Pollution Acts and related regulations

No. APA Inspections scheduled		No inspections undertaken YTD				
	Target	Q1	Q2	Q3	Q4	Σ
Carrigaline	4	0	0	0	0	0
Bandon-Kinsale	2	0	0	0	0	0
Macroom	2	0	0	0	0	0
Cobh	8	0	0	0	0	0
Mallow/Kanturk	2	0	0	0	0	0
West Cork	2	0	0	0	0	0
Total	20	0	0	0	0	0
% Inspection plan completed		0%				

Note: Air Pollution Acts Monitoring for 2023 is scheduled for Q2 and Q4.

2.3.3 Solid Fuel Regulation Inspection Program

Year	No. of Inspections Planned	Advisory Letters[1]	Inspections carried out 2023	Non-Compliances	Warning Letters	Enforcement Proceedings	% Overall Compliance level rel. to inspections undertaken
2024							
Q1	30	0	30	0	0	0	90%
Q2	0	0	0	0	0	0	N/A
Q3	0	0	0	0	0	0	N/A
Q4	60	0	0	1	0	0	99%
Total	90	0	30	1	0	0	99%

Environment/Climate Action/Emergency Services/Rural Broadband

2.3.4 Solid Fuel Regulations -Mobile/Multi-Agency Checkpoints

Year	No. of Inspections Planned	Advisory Letters	Inspections carried out 2023	Non-Compliances	Warning Letters	Enforcement Proceedings	% Overall Compliance level rel. to inspections undertaken
2024							
Q1	1	0	1	0	0	0	100%
Q2	0	0	0	0	0	0	N/A
Q3	0	0	0	0	0	0	N/A
Q4	1	0	0	0	0	0	N/A
Total	2	0	1	0	0	0	100%

Note: Coal Inspections occurs primarily in Q1 and Q4 each year i.e., during the heating season.

* New regulations governing solid fuels came into force on October 31st, 2022 and apply nationwide. Therefore, the distinction between Low-Smoke Zones and non-ban areas no longer applies. All inspections that took place in Q4 2022 are recorded in Table 2.2.1. Under the new regulations Cork County Council no longer has the power to issue fines.

Environment/Climate Action/Emergency Services/Rural Broadband

2.4. Waste

2.4.1 Inspections 1st January -31st March 2024.

	Municipal District								Q1Totals
	Bandon - Kinsale	Carrigaline	Cobh	East Cork	Fermoy	Macroom	Mallow-Kanturk	West Cork	
Waste Facility Permit									0
Waste Enforcement Complaint 1 st Inspection	9	11	21	21	8	6	13	26	115
Waste Presentation & Backyard Burning		3	2		3	2	3	4	17
Abandoned Vehicles	4	7		4	8	1	5	3	32
Article 27 By-Product	1	1		2		1			5
Producer Responsibility (WEEE/Tyres/Packaging/etc.)	15	4	1	4	4	5	6	11	50
Food Waste (includes domestic and commercial)									0
Vehicle Checkpoints*						2			2
Other Waste Enforcement Inspections									0
Total									221

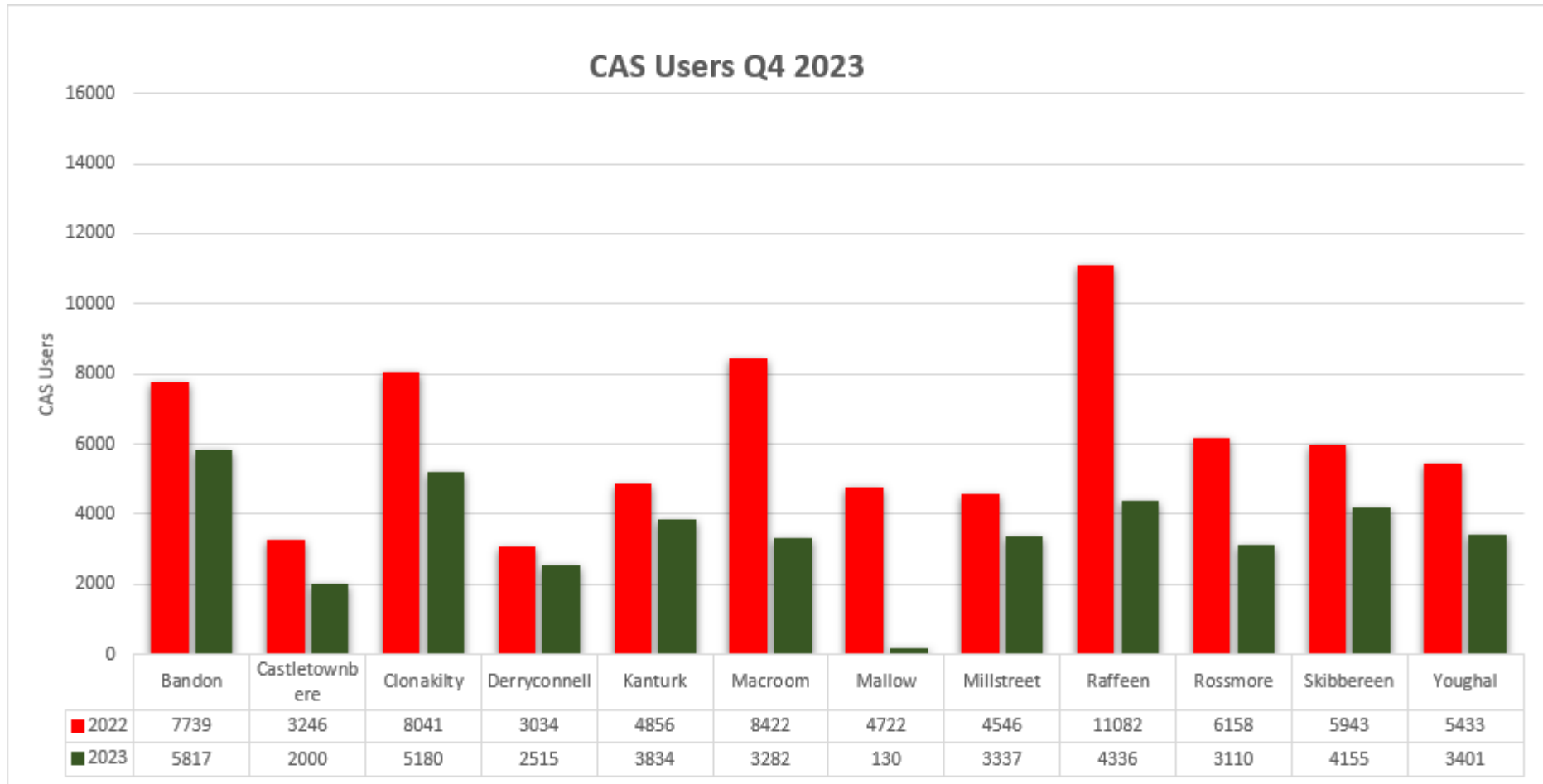
**Vehicle Checkpoint Inspections refers to the number of Vehicle Checkpoints carried out in the quarter. Each checkpoint is attended by multiple staff, and many multiples of vehicles are inspected.*

Environment/Climate Action/Emergency Services/Rural Broadband

2.4.2 Civic Amenity Sites

Zone	Location	Material	Tonnage	Tonnage	Tonnage	Tonnage	TOTAL	TOTAL
			Q1 2024	Q2 2024	Q3 2024	Q4 2024	2023	2024
1	Castletownbere	Recyclables					332.18	
		Waste					335.71	
	Clonakilty	Recyclables					817.98	
		Waste					526.40	
	Derryconnell	Recyclables					349.78	
		Waste					403.66	
	Skibbereen	Recyclables					293.95	
		Waste					209.60	
2	Bandon	Recyclables					1,480.02	
		Waste					759.28	
	Macroon	Recyclables					1,024.57	
		Waste					1,003.66	
	Raffeen	Recyclables					2,960.42	
	Waste					2,192.84		
3	Rossmore	Recyclables					1,505.33	
		Waste					1,650.98	
	Youghal	Recyclables					741.33	
		Waste					1,015.94	
4	Kanturk*	Recyclables					841.47	
		Waste					836.20	
	Mallow*	Recyclables					863.68	
		Waste					812.08	
	Millstreet*	Recyclables					578.98	
		Waste					788.79	

Environment/Climate Action/Emergency Services/Rural Broadband



Environment/Climate Action/Emergency Services/Rural Broadband

2.4.3 Bring sites

Material	Tonnage Q1 2024	Tonnage Q2 2024	Tonnage Q3 2024	Tonnage Q4 2024	Total 2024	Total 2023
Glass Bottles						5,690.00
Beverage Cans						77.50
Food Cans						97.22

2.4.4 Decisions made Waste Facility Permit & Waste Cert of Registration Applications 1st January to December 31st.

Waste Facility Permit/ Certificates of Registration	Municipal District							
	Bandon -Kinsale	Carrigaline	Cobh	East Cork	Fermoy	Macroon	Mallow- Kanturk	West Cork
Q1				1		1		3
Q2								
Q3								
Q4								
2024 Totals				1		1		3
2023 Totals	2	2	4	1	1	5	3	1

<i>Inspections 1st January – 31st March 2024</i>								
	Municipal District							
	Carrigaline	Bandon / Kinsale	Macroon	Cobh	East Cork	Fermoy	Mallow / Kanturk	West Cork
Waste Facility Permit	2		2	1	2	1	2	2
Waste Collection Permit	1		3	1	6	4		5

Decisions made by the Waste Regulation Team under SI 821 of 2007 Waste Management (Facility Permit & Registration) Regulations

Environment/Climate Action/Emergency Services/Rural Broadband

Type	Period							
	Municipal District							
Waste Facility Permit/ Certificates of Registration	<i>Fermoy</i>	<i>Kanturk/ Mallow</i>	<i>Carrigaline</i>	<i>Macroom</i>	<i>Cobh</i>	<i>East Cork</i>	<i>Bandon/ Kinsale</i>	<i>West Cork</i>
Q1 2024				1		1		3

2.4.5 Litter Fines - Environment Directorate Litter Wardens ytd 2024

MDC	Issued				Cancelled				Paid				Sent for Prosecution			
	Q1	Q2	Q3	Q4	Q1	Q2	Q3	Q4	Q1	Q2	Q3	Q4	Q1	Q2	Q3	Q4
Carrigaline	1								2							
Bandon / Kinsale	6								2							
Macroom																
Cobh	2															
East Cork	1															
Fermoy	1								1							
Kanturk / Mallow	10								5				2			
West Cork																
TOTAL 2024	21				0				10				2			
TOTAL 2023	27	19	29	8	1			1	17	17	16	4	3	5	6	8

*For data on fines issued by staff of other Municipal Districts see 2.5.7

Environment/Climate Action/Emergency Services/Rural Broadband

2.4.6 Litter Fines by Category - Environment Directorate Litter Wardens

Fine Category	Issued			
	Q1	Q2	Q3	Q4
LW detection via patrol or report Section 3(1)	21			
CCTV Section 3(2) b				
Duties of Occupiers Section 6				
Mobile outlets Section 15				
Unauthorised Sign Section 19				
TOTAL 2024	21			
TOTAL 2023	27	19	29	8

2.4.7 Litter Fines - Municipal District Litter Wardens ytd 2023 (Data not available)

MDC	Issued				Cancelled				Paid				Sent for Prosecution			
	Q1	Q2	Q3	Q4	Q1	Q2	Q3	Q4	Q1	Q2	Q3	Q4	Q1	Q2	Q3	Q4
Carrigaline																
Bandon / Kinsale																
Macroon																
Cobh																
East Cork																
Fermoy																
Kanturk / Mallow																
West Cork																
TOTAL 2022																
TOTAL 2021																
Notes:																

Environment/Climate Action/Emergency Services/Rural Broadband

2.4.8 Anti Litter Unit & Other Environmental Complaints by Type

Type	Q1	Q2	Q3	Q4	Total
Air	35				
Noise	27				
Waste	378				
Waste water	23				
Water (to be categorised)	15				
Water Quality	49				
Total excl Dumping Line 2024	527				
Total excl Dumping Line 2023	528	431	368	352	1679
Notifications to Burn	0				

2.4.9 Anti Litter Unit & Other Environmental Complaints by MDC

	Municipal District								Not Assigned MDC/ Not in Co.Cork
	Bandon - Kinsale	Carrigaline	Cobh	East Cork	Fermoy	Macroom	Mallow-Kanturk	West Cork	
Q1	60	60	47	61	46	49	91	85	28
Q2									
Q3									
Q4									
2024 Totals	60	60	47	61	46	49	91	85	28
2023 Totals	173	212	149	220	144	196	256	267	62

Environment/Climate Action/Emergency Services/Rural Broadband

Anti-Litter Unit Statistics 2021	Q1	Q2	Q3	Q4	YTD 2024	Total 2023
Fly-tipping Complaint Investigations	271				271	960
Fly-tipping Cleanup Jobs	307				307	793
Fly-Tipping Units on Litter duty (Days)	35				35	106
Waste Collected (Tonnes)	48.10				48.10	147.90

2.4.10 Total Prosecutions (under WMA 1997)

	Municipal District							
Q1	<i>Fermoy</i>	<i>Kanturk /Mallow</i>	<i>Carrigaline</i>	<i>Macroom</i>	<i>Cobh</i>	<i>East Cork</i>	<i>Bandon/ Kinsale</i>	<i>West Cork</i>
COMPLETE							2	
PENDING		1			2	2	1	
TOTAL		1			2	2	3	

Environment/Climate Action/Emergency Services/Rural Broadband

2.5. Veterinary & Food Safety

2.5.1 No. of Dog Licences issued

Licence Type	Carrigaline	Macroom	Cobh	East Cork	Kanturk Mallow	Fermoy	West Cork	Bandon Kinsale	Total No. Issued as at 31/03/2024	Total 2024	Total 2023
Ordinary Dog Licences	751	786	730	971	1155	779	1119	797	7088	7088	27,976
									An Post 4,828		
General Dog Licences	2	4	1	3	6	2	1	3	22	22	87
									An Post n/a		
Life Time Licences	26	33	20	22	26	10	44	37	218	218	838
									An Post 79		

Total Number of Stray Dogs Entering Pound /Surrendered /Seized for period: 1st Jan 2024 -31st March 2024 : 35

Total No. Rehomed / Reclaimed: 203 Total No. Euthanised:, 5

2.5.2 Number of Lifetime Dog Licenses Purchased over past 10 years.

Year	2013	2014	2015	2016	2017	2018	2019	2020	2021	2022	2023	Total
No. of Lifetime Dog Licences	14	7	18	24	129	305	545	655	825	855	838	4215

Environment/Climate Action/Emergency Services/Rural Broadband

2.5.3 No. of Dog Fines Issued

Licence Type	Carrigaline	Macroom	Cobh	East Cork	Kanturk Mallow	Fermoy	West Cork	Bandon Kinsale	Total No. Issued as @ 31/03/24	Total 2023
Fines Issued	3	3	5	17	5	0	3	13	49	257
Section 16(1) notices issued	29	30	27	37	44	30	42	31	270	1168
Prosecutions issued	0	2	0	3	36	0	2	0	43	76

2.5.4 No. of Registered Dog Breeding Establishments

Type of DBE	Carrigaline	Macroom	Cobh	East Cork	Kanturk Mallow	Fermoy	West Cork	Bandon Kinsale	Total No. of Registered Establishments as at 31/03/2024	Total 2023
Commercial Dog Breeders	0	0	0	0	3	2	2	2	9	9
Hunt/Harrier	1	4	0	3	3	5	0	3	19	19
Boarding Kennels	0	1	0	0	2	1	2	0	6	6
Charities	0	0	0	0	0	0	0	0	0	0
Total No. Establishments.	1	5	0	3	8	8	4	5	34	34

2.5.5 Approved/Registered Food Premises

Type of premises	Cork City	Carrigaline	Macroom	Cobh	East Cork	Kanturk Mallow	Fermoy	West Cork	Bandon Kinsale	Total 31/03/24	Total Year End 2023
Slaughter houses (Active)	2	0	0	0	3	1	5	9	1	21	21
Slaughter houses (Inactive)	0	0	0	0	0	2	1	3	1	7	7
Meat Manf. Premises	15	1	4	1	0	1	3	3	0	28	28
Reg'd Premises	0	0	2	2	2	2	1	1	0	10	10
Totals	17	1	6	3	5	6	10	16	2	66	66

Environment/Climate Action/Emergency Services/Rural Broadband

2.5.6 Control of Horses

Category	Carrigaline	Macroom	Cobh	East Cork	Kanturk Mallow	Fermoy	West Cork	Bandon Kinsale	Total as @ 31/03/24	Total 2023
Number of Stray Horses collected	0	0	0	4	6	2	1	0	13	41
Number Reclaimed	0	0	0	0	1	0	0	0	1	12
Number Rehomed (Rescues/Charities)	0	0	0	4	5	2	1	0	12	29
Number Euthanised at Pound	0	0	0	0	0	0	0	0	0	0
Number to Sanctuaries	0	0	0	0	0	0	0	0	0	0
No. at Pound 31/03/24	0	0	0	0	0	0	0	0	0	0
No. Aborted Trips	0	0	0	0	0	0	0	0	0	4

*Note: Total recoupment payable by DAFM to LAs for horses for collection to disposal from 1st Jan, 2015 is €375 (Circular 2 2014 - reduction of €75).

2.6. Energy Management

2.6.1 SEAI

Public bodies are required under Statutory Instrument 426 of the European Union Energy Efficiency Regulations (2014) as amended to report their energy performance annually. The system by which public bodies report their energy consumption is through the Monitoring and Reporting (M&R) system, managed by the Sustainable Energy Authority of Ireland (SEAI).

Under the Climate Action Plan, Cork County Council had an energy efficiency improvement target of 50% from the baseline year of 2009 by 2030.

2.6.2 Energy Efficiency Status 2030 (preliminary)

At the end of 2021, Cork County Council's energy efficiency was 25.3% better than baseline. The NEEAP target glide path presented in the current SEAI monitoring and reporting scorecard is shown in Figure 1.

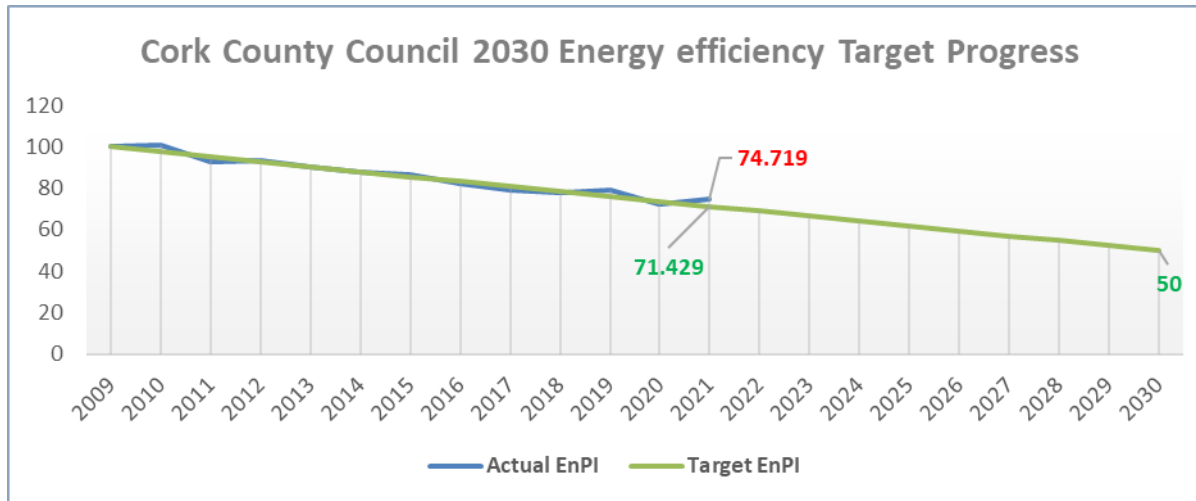


Figure 1 Cork County Council's energy efficiency performance glide path to 2030 from SEAI M&R

Environment/Climate Action/Emergency Services/Rural Broadband

The figures presented were published by the SEAI in their Annual Report 2020 on Public Sector Energy Efficiency Performance. The major findings are as follows:

- 2.8% worse than 2020
- 25.3% better than baseline (2009)
- 49.4% improvement required by 2030

Cork County Council's 2021 scorecard is expected to be published by SEAI in October 2023.

2.6.3 Energy Management Action Plans 2023

Individual Directorates and SEUs were invited to submit Energy Management Action Plans (EMAP) for 2023. The actions for 2023 and progress to date are shown in Table 1.

Directorate	Section	Action	Comment
Corporate Services	County Hall Campus	lighting control upgrade (phase 1 of 2 - 'smart sockets')	<i>Complete</i>
		Capital programme to replace the Philips lighting controllers and software	<i>Close to completion</i>
		Fluorescent lighting upgrade to LED lighting – County Hall	<i>Scoping Stage</i>
		Fluorescent lighting upgrade to LED lighting – Multi-storey carpark	<i>In progress</i>
Roads & Transportation	Public Lighting	Public Lighting Energy Efficiency Project (PLEEP) – South West Region	<i>Contracts signed 28/1/2022. Works have commenced</i>
Environment	Inniscarra Env building	Replace geothermal with air-to-water heat pump/ Replace kerosene oil boilers/	<i>Consultants appointed- review of site has been undertaken & proposals being considered by CCC</i>
		Indoor Lighting replacement` - phase 2 (10 buildings)	<i>SSIP approval secured; procurement is progressing</i>
		Mallow – energy audit	<i>Awaiting completion by consultant</i>
		Energy Management Software (eLighthouse – Phase 4)	<i>Phase 4 – work has commenced</i>
		Display Energy Certificates	<i>Consultant procured</i>
Energy & Climate Change	Airtightness tests	<i>Env building (Inniscarra) will be tested for air- tightness. Additional buildings may be added Fire & Building Control building completed during 2022</i>	

Environment/Climate Action/Emergency Services/Rural Broadband

Roads & Transportation	Fleet Mgmt Unit	Machinery depot - energy review & onsite energy generation	<i>Procurement of assessment of energy use in Newberry & Skibbereen yards including fabric upgrade requirement. Will include review of onsite Solar PV generation to supply bitumen production</i>
Municipal Districts	Library Service	Fermoy – review of heating system	<i>complete</i>
		Skibbereen – windows replacement phase 2	<i>Contractor appointed- Replacement of the existing single glaze windows</i>
		Carrigaline roof	<i>Complete</i>
		Clonakilty – door and draft lobby	<i>Complete</i>
		Bantry - major building energy upgrade	<i>Under review Successful Heritage Grant application to replace the windows. Grant is €259,920, with a match funding requirement of 25%.</i>
	Architects	Kinsale - Old Mill Library	<i>Works ongoing</i>
		Macroon - Briery Gap Theatre & Library	<i>Works ongoing</i>
	Mallow Leisure Centre	Detail Design regarding the Upgrade of Mallow Pool including energy efficiency works such as new windows, roofing, and improved AHU's	<i>Mallow Swimming Pool has been approved by SSIP for funding for Design - A letter of Intent has been issued to Consultant. It will be 6 months before any design is complete. Funding has not been approved to go to construction – this will require further approval by the SSIP Group at a future date.</i>
	Fermoy Leisure Centre	Fermoy Leisure Centre - replacement boiler, shower calorifier, dressing room AHU	<i>2023 Action Request for Tenders have been approved to be sought and are now issued for the following works at the Pool (05/05/2023):</i>

Environment/Climate Action/Emergency Services/Rural Broadband

			<p>(a) New Cascade Boiler</p> <p>(b) New Shower Heater Unit</p> <p>(c) New Dressing room AHU</p>
	Dunmanway Leisure Centre	Dunmanway Pool - Energy & Carbon Emissions Saving Report Heat Pump installation	<p><i>Opportunity for Improvement identified:</i></p> <ul style="list-style-type: none"> - Heat Pump Installation - Boiler replacement - AHU dampers bypass - Heating System - Remove regulating valves on three port valves and optimize variable flow

Table 1 2023 EMAP actions

Note the above actions are dependent on funding approval within the respective Directorate.

2.6.4 Important dates

Date	Description
26th & 27th March 2023	ISO 50001 surveillance audit
19 th May 2023	Monitoring & Reporting Deadline
October 2023	Annual Report 2022 on Public Sector Energy Efficiency Performance

Table 2 2023 key dates

2.6.5 ISO 50001

Cork County Councils Energy Management System (EnMS) is accredited to the ISO 50001 standard. Cork County Council is therefore compliant with SI 426, which is the statutory instrument that requires all large organisations to either have completed an organisational energy audit or have implemented an approved EnMS. An ISO 50001 surveillance audit was successfully completed on the 27th of April 2023.

2.6.6 Significant Energy Users (SEU)

ISO 50001 is an organisational energy management system. A requirement of the ISO 50001 accreditation is that Cork County Council continuously monitors and reports on its SEU's. Cork County Council has four nr. Significant Energy Users (SEU). Cumulatively they account for more than 80% of all energy consumption. The 2022 percentage breakdown is provided below:

- Public Lighting (30%)
- Fleet (37%)
- County Hall campus (5%)
- Leisure Centres (7%)
 - Fermoy
 - Mallow
 - Dunmanway
- Other buildings (20%)

2.6.7 Energy Efficiency Status

The Energy & Climate Change Section monitor the energy consumption of each SEU monthly using Energy Performance Indicators (EnPI). The EnPI for each Significant Energy User is described as follows:

- **County Hall has two EnPIs**
 - *A formula called CUSUM predicts what energy should have been used based on past performance and is adjusted for weather conditions.*
 - *kWh/m²/year*
- **Fleet**
 - *Is based on the average monthly litres/100km over the past 12 months.*
- **The Swimming Pools**
 - *A formula called CUSUM predicts what energy should have been used based on past performance and is adjusted for weather conditions.*
 - *kWh/m²/year*
- **Public lighting** *is calculated as the average wattage per lamp in the County. This energy performance indicator (EnPI) is reviewed annually.*

Environment/Climate Action/Emergency Services/Rural Broadband

SEU Energy Performance Indicators (EnPI)						
County Hall				Fleet	Public Lighting	
Heating Degree Days	Monthly Actual Gas V Predicted Gas use (above/below baseline of 0%)		Total Energy kWh/m2/year (rolling 12 monthly EnPI)		Litres/ 100km/ year (rolling 12 monthly EnPI)	Watts/ lamp
					17.70	101.26
					18.41	105.31
					19.12	109.36
Jan-22	271	-6%	112	16.68	102.94	
Feb-22	229	10%	111	16.79	102.80	
Mar-22	257	3%	111	16.99	102.76	
Apr-22	201	9%	112	17.12	102.64	
May-22	113	8%	112	17.00	101.91	
Jun-22	81	No space heating	112	17.20	101.93	
Jul-22	30	No space heating	113	17.10	101.82	
Aug-22	26	No space heating	114	17.36	101.62	
Sep-22	67	No space heating	115	17.19	101.53	
Oct-22	103	3.5%	115	17.33	101.58	
Nov-22	198	-11%	117	17.24	101.25	
Dec-22	329	0%	120	17.70	101.26	
Jan-23	287	12%	124	17.83	101.18	
Feb-23	226	9%	127	17.77	101.16	
Mar-23	256	-7%	129	17.75	101.15	
Apr-23	203	-39%	129	17.89	101.12	
May-23	99	-135%	129	17.95	101.14	

2022 average
>4% above Ave. = Yellow warning
>8% above Ave. = Red warning

Figure 2 SEU Monthly Energy Performance Indicators (Leisure Centre EnPis will be present once energy data received from suppliers)

Coordination and compilation of report led by Debbie Hennessy, assisted by the Support Services Team Environment, Climate Action, Emergency Services & Rural Broadband Directorate and edited by Ted O'Leary, Senior Exec Officer.
Tel: 021 4532757 -- email: ted.oleary@corkcoco.ie