

Environment/Climate Action/Emergency Services/Rural Broadband



MANAGEMENT REPORT OF THE CHIEF EXECUTIVE TO: NORTHERN COMMITTEE – SEPTEMBER 2022 ENVIRONMENT/CLIMATE ACTION/EMERGENCY SERVICES/RURAL BROADBAND

| <i>Environmental Enquiries & Incident Reports. How to contact us:</i> | | |
|---|--|--|
| Subject | Email | Phone |
| Civic Amenity Sites & Recycling | recycling@corkcoco.ie | (021) 4285518 |
| Waste & Litter complaints | antilitterunit@corkcoco.ie | (021) 4285518 |
| Other Waste Enquiries | antilitterunit@corkcoco.ie | (021) 4532700 |
| Water, Air, Noise, Agric, other... | environ@corkcoco.ie | (021) 4532700 |
| Veterinary/Animal Welfare | vets@corkcoco.ie | (021)4285405 |
| Access to Information on the Environment (AIE) | aie.requests@corkcoco.ie | (021) 4532700 |
| You can also make a range of environmental enquiries and reports via YourCouncil.ie | | |

LOUIS DUFFY
DIRECTOR OF SERVICE
DATE: SEPTEMBER 2022

Environment/Climate Action/Emergency Services/Rural Broadband

| | |
|--|-----------|
| 1. PART 1 NEWS & UPDATES | 4 |
| 1.1 EPA DOMESTIC WASTEWATER TREATMENT SYSTEMS INSPECTIONS REPORT 2021. | 4 |
| 1.2 WASTE MANAGEMENT | 5 |
| 1.2.1 BEST PRACTICE GUIDELINES FOR CONSTRUCTION & DEMOLITION (C&D) PROJECTS | 5 |
| 1.2.2 DEVELOPMENT OF END-OF-WASTE CRITERIA FOR RECYCLED AGGREGATES | 5 |
| 1.3 CLIMATE ACTION & ENERGY UPDATE | 6 |
| 1.4 COMMUNITY ENVIRONMENTAL AWARENESS PROGRAMMES | 7 |
| 1.4.1 GREEN FESTIVALS PILOT PROGRAMME | 7 |
| 1.4.2 ANTI DUMPING CAMPAIGN 2022 | 8 |
| 1.5 WASTE ENFORCEMENT REGIONAL LEAD AUTHORITY (WERLA) UPDATES | 9 |
| 1.5.1 THE CIRCULAR ECONOMY AND MISCELLANEOUS PROVISIONS ACT 2022 | 9 |
| 1.5.2 SINGLE-USE COFFEE CUPS | 9 |
| 1.5.3 DEPOSIT RETURN SCHEME (DRS) IN IRELAND FOR PLASTIC BOTTLES AND ALUMINIUM CANS | 9 |
| 1.5.4 REPAK ELT TO ADOPT NEW BRAND IDENTITY | 9 |
| | |
| 2. PART 2 WORK PROGRAMME REPORTS FOR Q2 2022 | 10 |
| 2.1 FIRE & BUILDING CONTROL | 10 |
| 2.1.1 FIRE OPERATIONS | 10 |
| 2.1.2 FIRE PREVENTION | 10 |
| 2.1.3 BUILDING CONTROL | 11 |
| 2.2 CIVIL DEFENCE | 14 |
| 2.3 WATER | 17 |
| 2.3.1 PUBLIC DRINKING WATER MONITORING PROGRAM 2022: | 17 |
| 2.3.2 PRIVATE DRINKING WATER COMPLIANCE MONITORING | 17 |
| 2.3.3 BATHING WATER COMPLIANCE PROGRAMME 2021 | 18 |
| 2.3.4 AGRICULTURAL INSPECTION PROGRAM | 19 |
| 2.3.5 SEPTIC TANK INSPECTION PROGRAM | 20 |
| 2.3.6 UPDATE ON SEPTIC TANK INSPECTION PROGRAM 2013 – 2021 | 20 |
| 2.3.7 UPDATE ON TRACKING OF COMPLIANCE WITH ADVISORY NOTICES 2013 – 2021 | 21 |
| 2.3.8 DWWTS GRANT PAYMENTS BY CORK COUNTY COUNCIL (TO 30/06/2022) | 21 |
| 2.3.9 MUNICIPAL WASTE WATER SAMPLING PROGRAM SUMMARY | 22 |
| 2.3.10 TRADE WASTE WATER DISCHARGE LICENSE INSPECTION PROGRAM – S4 DISCHARGES TO WATER | 24 |
| 2.4 AIR & NOISE | 25 |
| 2.4.1. NUMBERS OF LICENSES UNDER AIR POLLUTIONS ACTS AND RELATED REGULATIONS | 25 |

Environment/Climate Action/Emergency Services/Rural Broadband

| | | |
|-------------|--|-----------|
| 2.4.2. | INSPECTIONS UNDER AIR POLLUTION ACTS AND RELATED REGULATIONS | 26 |
| 2.4.3. | COAL REGULATIONS –LOW SMOKE ZONE INSPECTION PROGRAM | 27 |
| 2.4.4. | COAL REGULATIONS – NON-BAN AREA INSPECTION PROGRAM | 27 |
| 2.4.5. | COAL REGULATIONS –MOBILE/MULTI-AGENCY CHECKPOINTS | 27 |
| 2.5. | WASTE | 28 |
| 2.5.1. | INSPECTIONS 1ST APRIL-30 TH JUNE 2022 | 28 |
| 2.5.2. | CIVIC AMENITY SITES | 29 |
| 2.5.3. | DECISIONS MADE WASTE FACILITY PERMIT & WASTE CERT OF REGISTRATION APPLICATIONS APRIL 1 ST – JUNE 30 TH | 30 |
| 2.5.4. | BRING SITES | 31 |
| 2.5.5. | LITTER FINES - ENVIRONMENT DIRECTORATE LITTER WARDENS YTD 2022* | 31 |
| 2.5.6. | LITTER FINES BY CATEGORY - ENVIRONMENT DIRECTORATE LITTER WARDENS | 32 |
| 2.5.7. | LITTER FINES - MUNICIPAL DISTRICT LITTER WARDENS YTD 2022 | 32 |
| 2.5.8. | ANTI LITTER UNIT & OTHER ENVIRONMENTAL COMPLAINTS BY TYPE | 33 |
| 2.5.9. | ANTI LITTER UNIT & OTHER ENVIRONMENTAL COMPLAINTS BY MDC | 33 |
| 2.5.10. | ANTI LITTER UNIT STATISTICS | 34 |
| 2.5.11. | PROSECUTIONS (UNDER WMA 1997) | 34 |
| 2.6. | VETERINARY & FOOD SAFETY | 35 |
| 2.6.1. | NO. OF DOG LICENCES ISSUED | 35 |
| 2.6.2. | NO. OF DOG FINES ISSUED | 35 |
| 2.6.3. | NO. OF REGISTERED DOG BREEDING ESTABLISHMENTS | 35 |
| 2.6.4. | APPROVED/REGISTERED FOOD PREMISES | 36 |
| 2.6.5. | CONTROL OF HORSES | 36 |
| 2.7. | ENERGY MANAGEMENT | 37 |
| 2.7.1. | SEAI | 37 |
| 2.7.2. | ENERGY EFFICIENCY STATUS 2020 | 37 |
| 2.7.3. | ENERGY MANAGEMENT ACTION PLANS 2022 | 38 |
| 2.7.4. | IMPORTANT DATES | 39 |
| 2.7.5. | ISO 50001 | 39 |
| 2.7.6. | SIGNIFICANT ENERGY USERS (SEU) | 40 |
| 2.7.7. | ENERGY EFFICIENCY STATUS | 40 |
| 2.8. | GREEN SCHOOLS PROGRAMME | 42 |
| 2.9. | NATIONAL BROADBAND PLAN (NBP)-UPDATE FIBRE ROLL-OUT | 44 |

1. Part 1 News & Updates

1.1 EPA Domestic Wastewater Treatment Systems Inspections Report 2021.

There are nearly half a million domestic wastewater systems in Ireland, mostly septic tank systems, (including approx. 60,000 in Co. Cork). If not constructed and maintained properly, faulty systems can contaminate groundwater including household wells with harmful bacteria and viruses and pose a significant risk to public health. Householders with private wells should have their wells tested at least once a year. Nitrogen and phosphorus in septic tank effluent can also cause water pollution. Septic tanks must be maintained & desludged regularly.

The EPA's [National Inspection Plan for Domestic Waste Water Treatment Systems 2022 - 2026](#) requires all Local Authorities to carry out septic tank inspections on a risk basis. Inspections are focused near rivers where there is greater risk to water quality, and areas with shallow soils where there is greater risk to household wells. The overall number of inspections undertaken is small, although the current plan does require increased inspections and enforcement to ensure failed systems are fixed. In Co. Cork inspection numbers under the Plan have increased from 60 in 2021 to 113 in 2022 and up to 136 per annum for 2023-2026.

The EPA recently released its annual “septic tank” report on the inspections carried out by local authorities. Although the number of inspections carried out is small in the context of the overall number of such systems, the results are likely indicative of the position with septic tanks in general

The report found that of the inspections carried out by local authorities, over half (53%) of septic tank systems failed inspection in 2021, (60% failed in Co. Cork). This is broadly consistent with results in previous years.

In terms of addressing the problems identified;

- Nationally 75% of systems which failed inspection between 2013 & 2021 had been fixed by 31/12/2021, but delays in resolving older failures is a concern.
- In Co. Cork 86% of systems which failed inspection between 2013 & 2021, (389 systems failed inspection), had been fixed by 31/12/2021, & 91% had been fixed by 30/6/2022.

A limited grant scheme is in place. Subject to conditions, grants of up to €5,000 are available to fix malfunctioning septic tanks if,

- *System was registered by the owner before February 2013*
- *Has been inspected by Cork County Council under the EPA's National Inspection Plan*
- ***Or is*** located in a [Priority Area for Action \(PAA\)](#) or in a [High Status Objective Catchment Areas](#) under the national River Basin Management Plan



Further info on septic tank grants is available [here](#).

Grant supports for householders in relation to septic tanks has been the subject of discussion at recent meetings of full council and was referred to the Environment, Climate Action & Biodiversity Strategic Policy Committee (SPC) for consideration. At their September meeting the SPC agreed that a recommendation be made that the Minister be asked to relax the requirement in relation to the registration of Septic Tanks and to broaden the scope and availability of grant support for the renewal and repair of septic tanks generally.

Further information and guidance on septic tanks is available on the EPAs website at [Septic tanks | Environmental Protection Agency \(epa.ie\)](#), while info on private wells can be found at <https://www.epa.ie/environment-and-you/drinking-water/>

You can also contact Cork County Councils Environment Directorate at 021 4532700, environ@corkcoco.ie, or septicTankgrants@corkcoco.ie for further information and assistance.

(07_2022_W)

1.2 Waste Management

1.2.1 Best Practice Guidelines for Construction & Demolition (C&D) Projects

Updated Best Practice Guidelines on the preparation of Waste Management Plans for C&D Project have been published by EPA - Resources | Environmental Protection Agency (epa.ie)

The objective of the updated guidelines is to promote the use of circular design and construction principles in line with the EU and national Circular Economy objectives.

Training in the application of these guidelines will be developed by the Construction Industry Federation (CIF) soon.

1.2.2 Development of End-of-waste criteria for recycled aggregates

End-of-waste criteria determine when a **material ceases to be classified as a waste**, allowing it to be marketed for use as a 'product', on an equal footing to non-waste derived products. The Environmental Protection Agency (EPA) is the competent authority in Ireland for decisions relating to end-of-waste criteria.

While to date, the EPA has made a small number of single-case decisions on end-of-waste applications for various materials, the decisions have related to specific operators only. To date, no national-level end-of-waste criteria have been made in Ireland.



Environment/Climate Action/Emergency Services/Rural Broadband

A significant proportion of end-of-waste applications that the Agency has on hand relate to recycled aggregates. The failure to develop national level general end-of waste-criteria for c&d waste has been raised many times by elected members and the EPA have acknowledged that the number of applications on hand is unsustainable, given the Agency's current resources which they also acknowledge is unsatisfactory for applicants and other stakeholders. The Agency have announced that it's prioritising the development of national-level end-of-waste criteria for recycled aggregates with the ambition of notifying the European Commission of a draft decision towards the latter part of this year.

This issue was discussed at a meeting of the Environment, Climate Action & Biodiversity SPC on the 6th of September last, and while committee members welcomed the EPA's announcement, they were nevertheless of the view that the criteria being prioritised were narrow and that a much broader range of national level end-of-waste criteria were required to support circular economy programmes. A draft notice of motion to this effect will be referred to full council shortly for debate.

(07_2022_W rev)

1.3 Climate Action & Energy Update

Local Authority Climate Action Plans – Signing of ministerial order to commence process of drafting plans anticipated in September. Once order is signed LAs will have 12months to adopt a plan. In anticipation and to get ahead of the process we have appointed a consultant to gather some of the baseline data that will be required.

Building Energy Audit – work ongoing on the energy audits of a broad range of council buildings including a fire station, area office, administrative office, civic amenity site, library, and a machinery yard.

Indoor Lighting Project – LED rollout completed for 10 of 12 selected council facilities.

Climate Awareness- Sustainable Development Goals Week

Ireland's first annual Sustainable Development Goals (SDG) Week is taking place from the 20th to the 26th of September 2022.

Central to the 2030 Agenda for Sustainable Development, adopted by all United Nations Member States in 2015 are the 17 Sustainable Development Goals (SDGs), which are an urgent call for action by all countries - developed and developing - in a global partnership. They recognise that ending poverty and other deprivations must go hand-in-hand with strategies that improve health and education, reduce inequality, and spur economic growth – all the while tackling climate change and working to preserve our oceans and forests. The SDGs build on decades of work by countries and the UN.

The Climate Action Unit will offer a number of events to support the SDG week which will be advertised closer to the time.



Cork Cuts Carbon Campaign

The libraries in conjunction with the Climate Action Unit intend to roll out a month-long calendar of events in November provisionally entitled “Cork County Cuts Carbon”. This is in line with the public awareness commitments contained in Council’s Climate Adaptation Strategy and Climate Action Charter. The initiative will see a range of talks, story-times, games, exhibitions and pop-up clinics taking place in libraries all over the County which will provide information on climate action to encourage engagement and behavioural change.

(09_2022_N)

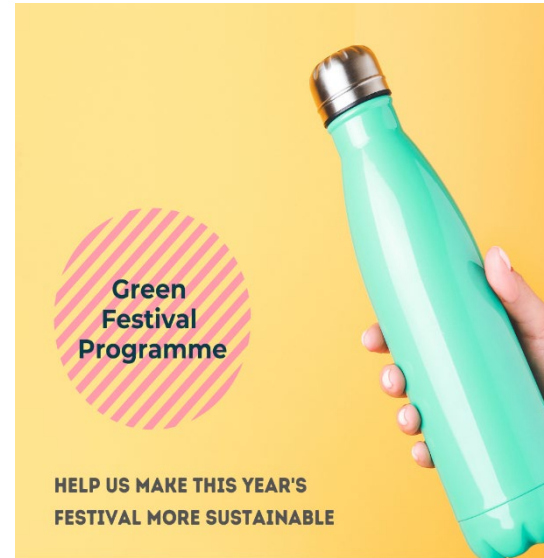
1.4 Community Environmental Awareness Programmes

1.4.1 Green Festivals Pilot Programme

This pilot aimed at improving waste segregation, reducing single use plastic and encouraging festival organisers to adopt a green approach generally has been implemented at a number of festivals this summer. Resources including Waste Signage, Bin Systems, Social Media Toolkit and Stakeholder Communication Packs have been developed and it is planned to make these resources available to other festivals and to grow the project further in 2023.



#GreeningCorkCounty



#GreeningCorkCounty



Segregated Bin Signage and Social Media Toolkit

1.4.2 Anti Dumping Campaign 2022

An anti dumping campaign will run for a two week period starting Monday 26th September. The campaign will run across a number of platforms including billboards in all Municipal Districts, radio advertising on Red FM, 103 & 96 FM and social media. The campaign assets were developed by the Regional Waste Offices and were made available to all Local Authorities to promote locally. Key messages of the campaign will encourage people to take responsibility for their waste, to dispose of their waste either by kerb site collections or at civic amenity sites as well as asking them to report illegal dumping to the anti litter unit. Keep an eye out for the campaign and engage with us on social media by liking and sharing the posts. Below is an example of the promotional materials developed.



1.5 Waste Enforcement Regional Lead Authority (WERLA) updates

1.5.1 The Circular Economy and Miscellaneous Provisions Act 2022

The Circular Economy and Miscellaneous Provisions Act 2022 has become law, underpinning Ireland's shift from a "take-make-waste" linear model to a more sustainable pattern of production and consumption, that retains the value of resources in our economy for as long as possible and that will significantly reduce our greenhouse gas emissions.

A significant action provided for, under the new legislation, will see Local Authorities empowered to use GDPR-compliant technologies such as CCTV to detect and prevent unsightly and illegal dumping and littering. Take following [Link](#) for further information on the Act.

1.5.2 Single-use coffee cups

Regulations to apply levy (and what rate) are being drafted and will be the subject of consultation shortly.

1.5.3 Deposit Return Scheme (DRS) in Ireland for plastic bottles and aluminium cans

DRSI (Deposit Return Scheme Ireland) CLG is a new, not-for-profit company set up by producers. DRIS will be the operator of the Deposit Return Scheme (DRS), their application having been approved by the Minister in July last.

DRSI's approval provides a vital foundational element of the Deposit Return Scheme (DRS) project. This gives DRIS the legal standing to establish and develop a DRS in co-operation with producers and retailers.

The DRS project will be launched in October of this year & DRIS will progress the development and rollout of bespoke IT, financial and reverse vending machine infrastructure over the course of 2023.

1.5.4 Repak ELT to adopt new brand identity

REPAK ELT who have been operating the end of life tyre (ELT) scheme is rebranding to Circol ELT.

Circol confirms the schemes continued commitment to the circular economy and sustainability in the waste management sector. The changeover from Repak ELT to Circol ELT commenced in July and is due for completion by end of September 2022.



(09_2022_N)

2. Part 2 Work Programme Reports for Q2 2022

(DATA IS UP TO THE END OF Q2 UNLESS OTHERWISE STATED)

2.1 Fire & Building Control

2.1.1 Fire Operations

| Fire Operations | |
|--|------------|
| Total number of turnouts to fires | 248 |
| Average of turnout times | 291.86secs |
| Average of response times | 859.61secs |
| % of calls with a response time of less than 10 minutes | 35.53% |
| % of calls with a response time of between 10 and 20 minutes | 43.15% |
| % of calls with a response time greater than 20 minutes | 21.32% |
| Total number of turnouts to non-fire emergencies | 239 |
| Average of turnout times | 286.86secs |
| Average of response times | 888.12secs |
| % of calls with a response time of less than 10 minutes | 26.57% |
| % of calls with a response time of less than 20 minutes | 51.69% |
| % of calls with a response time greater than 20 minutes | 21.74% |

* The Munster Regional Communications Centre recently changed data recording systems. Comparative data for 2021 is not currently available.

2.1.2 Fire Prevention

Fire Prevention

The following statistics relate to the number of Fire Safety Certificate applications received and the number of Fire Safety Certificate applications granted on a month-by-month basis during the period covered by this report.

| Month | No. Fire Certificates received | No. Fire Certificates decided |
|--------------|--------------------------------|-------------------------------|
| April 2022 | 22 | 34 |
| May 2022 | 45 | 29 |
| June 2022 | 45 | 21 |
| Total | 112 | 84 |

Environment/Climate Action/Emergency Services/Rural Broadband

2.1.3 Building Control

Building Control

Commencement Notices and 7 Day Notices

The following statistics relate to the number of valid Commencement Notices (CN) & 7 Day Notices (7DN) submissions received on a month by month basis during the period covered by this report.

| Month | No. of Buildings covered by Valid Notices (CN + 7DN) | No. of Notices made valid (CN + 7DN) |
|--------------|--|--------------------------------------|
| April 2022 | 310 | 98 |
| May 2022 | 203 | 121 |
| June 2022 | 247 | 107 |
| Total | 760 | 326 |

NB : the difference between the number of Notices and buildings is mostly accounted for by housing estates.

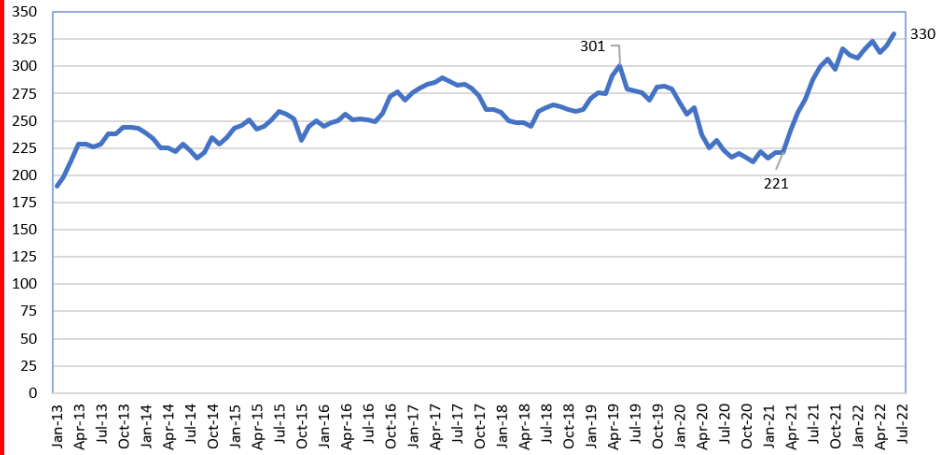
Disability Access Certificates (DAC)

The following statistics relate to the number of Disability Access Certificate applications received and the number of Disability Access Certificate applications granted on a month by month basis for the period covered by this report.

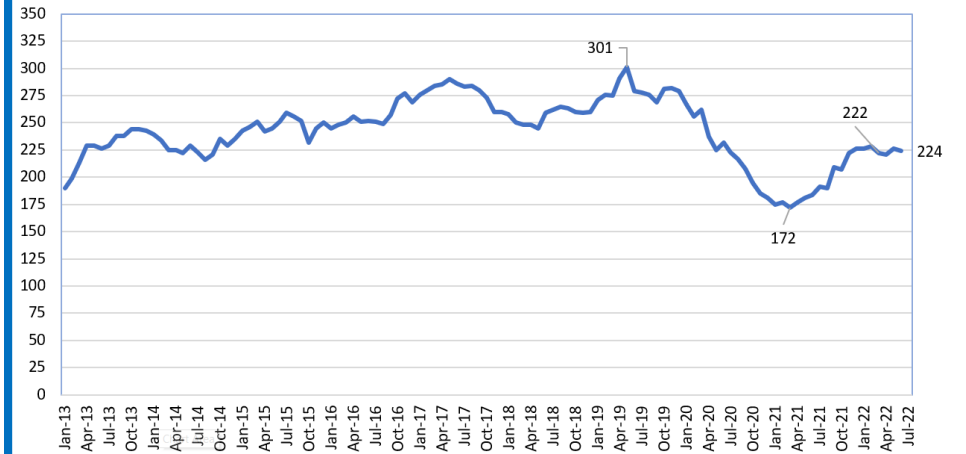
| Month | No. Access Certificates received | No. Access Certificates decided |
|--------------|----------------------------------|---------------------------------|
| April 2022 | 16 | 21 |
| May 2022 | 31 | 29 |
| June 2022 | 23 | 20 |
| Total | 70 | 70 |

Graphs & Tables

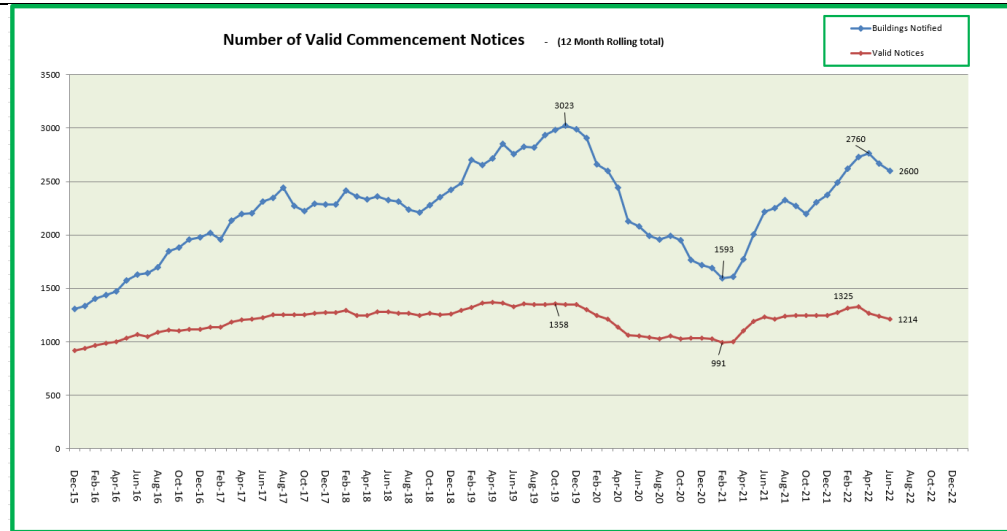
Valid FSC applications Recieved - 12 month rolling total



Valid DAC applications Recieved - 12 month rolling total



Environment/Climate Action/Emergency Services/Rural Broadband



Buildings - Per Month

| | 2015 | 2016 | 2017 | 2018 | 2019 | 2020 | 2021 | 2022 |
|--------------|--------------|--------------|--------------|--------------|--------------|--------------|--------------|--------------|
| January | 62 | 87 | 133 | 134 | 200 | 115 | 88 | 204 |
| February | 98 | 169 | 106 | 234 | 448 | 204 | 110 | 243 |
| March | 89 | 120 | 300 | 245 | 200 | 136 | 151 | 257 |
| April | 139 | 176 | 232 | 205 | 265 | 111 | 277 | 310 |
| May | 97 | 201 | 209 | 235 | 376 | 59 | 292 | 203 |
| June | 118 | 174 | 284 | 250 | 151 | 106 | 318 | 247 |
| July | 168 | 176 | 208 | 195 | 262 | 170 | 200 | - |
| August | 111 | 168 | 266 | 189 | 181 | 149 | 226 | - |
| September | 152 | 305 | 132 | 103 | 221 | 258 | 205 | - |
| October | 138 | 170 | 124 | 197 | 245 | 205 | 128 | - |
| November | 66 | 139 | 211 | 287 | 329 | 144 | 252 | - |
| December | 69 | 89 | 82 | 145 | 111 | 57 | 125 | - |
| Total | 1,307 | 1,974 | 2,287 | 2,419 | 2,989 | 1,714 | 2,372 | 1,464 |

| Buildings - Per Quarter | 2015 | 2016 | 2017 | 2018 | 2019 | 2020 | 2021 | 2022 |
|-------------------------|------|------|------|------|------|------|------|------|
| Quarter 1 | 249 | 376 | 539 | 613 | 848 | 455 | 349 | 704 |
| Quarter 2 | 354 | 551 | 725 | 690 | 792 | 276 | 887 | 760 |
| Quarter 3 | 431 | 649 | 606 | 487 | 664 | 577 | 631 | 0 |
| Quarter 4 | 273 | 398 | 417 | 629 | 685 | 406 | 505 | 0 |

Notices - Submitted Per Month

| | 2015 | 2016 | 2017 | 2018 | 2019 | 2020 | 2021 | 2022 |
|--------------|------------|--------------|--------------|--------------|--------------|--------------|--------------|------------|
| January | 50 | 70 | 94 | 93 | 128 | 82 | 72 | 94 |
| February | 67 | 91 | 90 | 110 | 137 | 83 | 50 | 95 |
| March | 63 | 88 | 136 | 88 | 133 | 96 | 105 | 115 |
| April | 87 | 95 | 117 | 120 | 126 | 54 | 158 | 98 |
| May | 74 | 111 | 117 | 146 | 137 | 59 | 147 | 121 |
| June | 86 | 121 | 130 | 134 | 101 | 95 | 132 | 107 |
| July | 121 | 99 | 127 | 112 | 138 | 124 | 105 | - |
| August | 70 | 111 | 116 | 112 | 104 | 90 | 117 | - |
| September | 88 | 106 | 106 | 91 | 93 | 119 | 125 | - |
| October | 102 | 98 | 95 | 112 | 123 | 98 | 103 | - |
| November | 66 | 81 | 95 | 81 | 73 | 82 | 80 | - |
| December | 46 | 43 | 52 | 57 | 55 | 52 | 54 | - |
| Total | 920 | 1,114 | 1,275 | 1,256 | 1,348 | 1,034 | 1,248 | 630 |

| Notices - Submitted Per Quarter | 2015 | 2016 | 2017 | 2018 | 2019 | 2020 | 2021 | 2022 |
|---------------------------------|------|------|------|------|------|------|------|------|
| Quarter 1 | 180 | 249 | 320 | 291 | 398 | 261 | 227 | 304 |
| Quarter 2 | 247 | 327 | 364 | 400 | 364 | 208 | 437 | 326 |
| Quarter 3 | 279 | 316 | 349 | 315 | 335 | 333 | 347 | 0 |
| Quarter 4 | 214 | 222 | 242 | 250 | 251 | 232 | 237 | 0 |

2.2 Civil Defence

Total Cork Northeast Civil Defence Volunteer Hours for Operational Activities

June 2022 = 385 hours

Banteer Rest and Glantane rest centres

- Dress beds in Banteer after been washed following departure
- Strip down and bag bed clothing for washing following departure from Glantane

Other Civil Defence duties included

- 2 Days IBTS Clinic Fermoy
- 1 Day IBTS Clinic Charleville
- Newtownshandrum road race - Ambulance and 4 x 4 crew
- Ocean to city boat race - Boat crew
- Cork City Marathon - Ambulance crew
- Queen tribute band Concert Mallow Castle Ambulance and 4x4 crew
- Gareth Brooks Tribute band Concert Mallow Castle Ambulance and 4x4 crew
- Mallow Auto grass racing Ambulance and 4wd
- Assisting Cork City CD with Live at the Marquee Concert Cork
- Charleville Agricultural Show 2 days Trade Stands 14 volunteers for 10 hours over the 2 days.



Pictures from Civil Defence Stand at Charleville Agricultural Show

July 2022 =75 hours

Banteer rest centre

- Assisted in removal temporary flooring and tidy up beds and bed clothing following partitions been taken down.
- Millstreet road race Ambulance crew.
- Buttevant Medieval Festival.
- Cork 20 Car Rally Ambulance and Crew.

August 2022 = 234 hours

Banteer rest centre

- Reorganised the rest centre after flooring laid down, redressed beds
- IBTS Clinic Mallow – 3 days
- Liscarroll Sports Day Ambulance crew
- Cork City – West life concert providing Medical Cover
- Liscarroll 7 mile road race – Ambulance and Crew
- Bubble Run Cork Race Course Mallow – Ambulance and Crew
- Doneraile Park OPW Music event – Ambulance and Crew
- White church cycle racing

Total Cork Northeast Civil Defence Volunteer Hours Training

June 2022

- Multi Skill weekly training every Tuesday evening 12 to 15 Volunteers
- 5 students completed their EFR course and passed exams.
- Induction evening for New recruits.
- Pump Drill monthly training for 12 Students with local Fire Service station officer.
- Mx Map search software training for 5 trained operator.
- 1 Instructor completed People moving instructors course in Ballinasloe NAS training centre over 2 weekends.

July 2022

- Multi Skill weekly training every Tuesday evening 12 to 15 Volunteers
- New EFR Course commenced for 6 students
- 1 EMT Student passed the MCQ Part of his course.
- 7 New students completed CFR Course.
- 7 New Students completed Manual Handling Course
- Pump Drill monthly training for 12 Students with local Fire Service station officer.
- Mx Map search software training with Paul Brophy Technical officer from the Civil Defence College
- 1 student passed his People Moving Instructors course

August 2022

- Multi Skill weekly training every Tuesday evening 12 to 15 Volunteers
- New FAR Course weekly 7 New students
- New EFR Course weekly for 6 students weekly
- CISM and Child protection presentation for 7 New Students
- 5 students completed CFR Re Certification Course.
- EMT training weekly
- Pump Drill monthly training for 12 Students with local Fire Service station officer.
- Mx Map search software monthly training evening 4 students for 2 hours each

2.3 Water

2.3.1 Public Drinking Water Monitoring Program 2022:

Covid-19 update:

The planned public water supply sampling programme is progressing, and on target.

| No of Public drinking water supplies | No of samples scheduled for 2022 | No of samples taken by end-Q2 2022 | No of parameters scheduled for analysis in 2022 | No of parameters analysed by end-Q2 2022 | % of parameters Compliant with Drinking Water Standards by end-Q2 2022 |
|--------------------------------------|----------------------------------|------------------------------------|---|--|--|
| 151* | 889* | 362 | 15,540 | 7,098 | 99.5 |
| Q2/2021 | 979 | 413 | 17,113 | 5,101 | 99.2% |

*Subject to revision, based on updated monitoring requirements specified by Irish Water (including network closures/consolidation).

Under the terms of our Service Level Agreement (SLA) with Irish Water, the Environment Directorate delivers an extensive sampling & testing programme in relation to public drinking water supplies. Summary data on progress against overall targets is given below. It is not currently possible to break this data down by Municipal District.

Detailed information on individual water supplies can be found at <https://www.water.ie/water-supply/water-quality/>.

2.3.2 Private Drinking Water Compliance Monitoring



Covid-19 update:

The HSE had previously advised that sampling at nursing homes could recommence in Q2/Q3, subject to the incidence rate of Covid-19 at the time, as well as the agreement by management at individual nursing homes. Given the continued high risk of Covid-19, sampling at nursing homes remains suspended, but will be reviewed for Q3. In Q1/Q2 2022 priority was given to schools and creches and to re-testing supplies which had issues, with many coming back into compliance. Also, it is intended to reinstate sampling at private supply hotels for Q3/Q4, subject to Covid-19 impacts.

Sampling of Group Water Schemes has not been affected by Covid-19 restrictions with outdoor monitoring points accessible at all supplies.

| Private WS supply type | No of drinking water Private supplies | No of samples scheduled for 2022 | No of samples taken by end-Q2 2022 | No of parameters scheduled for analysis in 2022 | No of parameters analysed by end-Q2 2022 | % of parameters Compliant with Drinking Water Standards up to end-Q2 2022 |
|------------------------|---------------------------------------|----------------------------------|------------------------------------|---|--|---|
| Private Group WS | 25 | 50 | 21 | 800 | 368 | 98.4 % |
| Q2/2021 | 25 | 50 | 26 | 950 | 494 | 97.95 % |
| Small private supplies | 101* | 202 | 40 | 3,686 | 1,564 | 98.3 % |
| Q2/2021 | 159* | 200 | 93 | 3,600 | 1,687 | 96.2% |

* Number stated is number of supplies prioritised to be monitored based on a risk assessment (e.g. schools, crèches, nursing homes, etc.). This number may be reviewed during the year, depending on Covid-19 incident rate. Approximately 400 Small Private Supplies in County Cork.

Environment/Climate Action/Emergency Services/Rural Broadband

2.3.3 Bathing Water Compliance Programme 2021

Note: Bathing Season monitoring extends from mid-May to mid-September*. In addition to bathing water sampling and testing outlined below, the Water Quality Laboratory also undertakes environmental education activities as required by the Blue Flag rules.

Below table outlines the planned bathing water monitoring programme for 2022.

| Total No of beaches in monitoring programme 2022 | No of samples scheduled for 2022 Bathing water Season (May – Sept) | No of samples taken to date 30/06/22 | No. of compliant samples <i>E.Coli <500 AND I. Enterococci <100</i> | No of non-compliant samples 2021 <i>E. coli > 500 OR I. Enterococci >100</i> |
|--|--|--------------------------------------|--|---|
| 29 | 177 | 62 | 62 | 0 |
| Q2/2021 | 181 | 66 | 61 | 5 |

2.3.3.1 Bathing water quality status for Identified & Blue flag beaches

| Municipal District | Identified Bathing water | 2022 Blue Flag Award | 2020 Blue Flag Award | 2021 Blue Flag Award | 2020 Bathing water status (2017-2020 results) | 2021 Bathing water status (2018-2021 results) | 2022 Bathing water status Current status at June 30 th 2022 (not final status)* |
|--------------------|--------------------------|----------------------|----------------------|----------------------|--|--|--|
| Bandon/Kinsale | Coolmaine | Not BF | Not BF | Not BF | Good | Good | Good |
| | Garrylucas | Yes | Yes | Yes | Excellent | Excellent | Excellent |
| | Garretstown | Yes | Yes | Yes | Excellent | Excellent | Excellent |
| Carrigaline | Fountainstown | Yes | Not BF | Not BF | Excellent | Excellent | Excellent |
| East Cork | Garryvoe | No | No | No | Sufficient | Sufficient | Good |
| | Redbarn | Yes | Yes | Yes | Excellent | Excellent | Excellent |
| | Youghal Claycastle | Yes | Yes | Yes | Excellent | Excellent | Excellent |
| | Youghal Front strand | Yes | No | No | Good | Excellent | Excellent |
| West | Barleycove | Yes | Yes | Yes | Excellent | Excellent | Excellent |
| | Inchydoney West | Yes | Yes | Yes | Excellent | Excellent | Excellent |
| | Inchydoney East | Yes | No | Yes | Excellent | Excellent | Excellent |
| | Ownehincha | Yes | Yes | Yes | Excellent | Excellent | Excellent |
| | Tragumna | Yes | Yes | Yes | Excellent | Excellent | Excellent |
| | Warren | No | Yes | No | Excellent | Good | Good |

11 Identified Bathing waters attained Blue Flag for the 2022 bathing season - Barleycove, Fountainstown, Garretstown, Garrylucas, Inchydoney East, Inchydoney West, Owenahincha, Redbarn, Tragumna, Youghal Claycastle, Cregane Strand.

*The EPA is the sole arbiter of Bathing Water status, and this is based on 20 samples over 4 years. The status determined by the EPA, will form the basis for applications by the Council to An Taisce for Blue Flag status.

Environment/Climate Action/Emergency Services/Rural Broadband

2.3.3.2 Bathing water quality status for Green Coast Awards & candidate beaches

| Municipal District | Beach | 2022 Green Coast Award | 2021 Green Coast Award | 2020 Green Coast Award | 2020 Bathing water status (2017-2020 results) | 2021 Bathing water status (2018-2021 results) | 2022 Bathing water status Current status at June 30 th 2022 (not final status)* |
|--------------------|-------------------------|------------------------|------------------------|------------------------|---|---|--|
| Bandon/Kinsale | Oysterhaven | Yes | No | Yes | Good | Excellent | Excellent |
| Carrigaline | Rocky Bay | Yes | Yes | Yes | Excellent | Excellent | Excellent |
| | Fountainstown | Yes | Yes | Yes | Excellent | Excellent | Excellent |
| East Cork | Ring Beach | Yes | Yes | Yes | Excellent | Excellent | Excellent |
| | Inch Beach | Yes | Yes | Yes | Excellent | Excellent | Excellent |
| | Shanagarry (Ardnahinch) | Yes | Yes | Yes | Excellent | Excellent | Excellent |
| | Ballynamona | Yes | No | No | Good | Excellent | Excellent |
| West Cork | Ballyrisode | Yes | Yes | Yes | Excellent | Excellent | Excellent |
| | Cadogan's Strand | Yes | Yes | Yes | Excellent | Excellent | Excellent |
| | Cape Clear Is. | Candidate | No | No | Good | Excellent | Excellent |
| | Galleycove | Yes | Yes | Yes | Excellent | Excellent | Excellent |
| | Garinish | Yes | Yes | Yes | Excellent | Excellent | Excellent |
| | Inchydoney East | Yes | Yes | Yes | Excellent | Excellent | Excellent |
| | Red strand | Yes | Yes | Yes | Excellent | Excellent | Excellent |
| | Dooneen | Yes | Yes | Yes | Excellent | Excellent | Excellent |

15 no. applications for Green Flag beaches submitted to An Taisce for the 2022 bathing season were awarded in June 2022.

*The EPA is the sole arbiter of Bathing Water Status, and this is based on 20 samples over 4 years. The status determined by the EPA, will form the basis for applications by the Council to An Taisce for Green Flag status.

2.3.4 Agricultural Inspection Program

| No of farm inspections scheduled for 2022 | Municipal District | No of farm inspections undertaken 1/1/2021 to 31/12/2021 | No of farm inspections undertaken 1/1/2022 to 30/6/2022 | No of warning letters sent | % of farms with non compliances detected | No. of Cross reports to DAFM | % of farms with Cross reports to DAFM |
|---|--------------------|--|---|----------------------------|--|------------------------------|---------------------------------------|
| 794 | Carrigaline | 36 | 10 | 4 | 40% | 1 | 10% |
| | Bandon/ Kinsale | 82 | 33 | 8 | 24% | 1 | 3% |
| | Macroom | 70 | 19 | 7 | 37% | 0 | 0% |
| | Cobh | 65 | 15 | 4 | 27% | 1 | 6.6% |
| | East Cork | 82 | 32 | 8 | 25% | 2 | 6% |
| | Fermoy | 134 | 89 | 21 | 24% | 1 | 1% |
| | Mallow/Kanturk | 143 | 89 | 18 | 20% | 0 | 0% |
| | West Cork | 103 | 51 | 14 | 27% | 1 | 2% |
| | Total | 715 | 338 | 84 | 25% | 7 | 2.1% |

Note; 3 Cross Reports for Mallow/Kanturk area are being processed for submission to DAFM.

Environment/Climate Action/Emergency Services/Rural Broadband

2.3.5 Septic Tank Inspection Program

| Municipal District | No. of Septic Tank inspections scheduled for period 2022 | No. of Septic Tank inspections undertaken for period 1/1/2022 - 30/06/2022 | No of non-compliant systems identified | % non- compliances identified | No. of Advisory Notices issued | No. of Advisory Notices Complied with |
|--------------------|--|--|--|-------------------------------|--------------------------------|---------------------------------------|
| Carrigaline | 9 | 8 | 5 | 62% | 5 | 2 |
| Bandon/Kinsale | 15 | 10 | 3 | 30% | 3 | 0 |
| Macroom | 19 | 17 | 9 | 53% | 9 | 1 |
| Cobh | 9 | 8 | 6 | 75% | 6 | 0 |
| East Cork | 9 | 5 | 4 | 80% | 4 | 0 |
| Fermoy | 15 | 8 | 2 | 25% | 2 | 0 |
| Mallow/ Kanturk | 15 | 15 | 10 | 67% | 10 | 0 |
| West Cork | 22 | 19 | 9 | 47% | 9 | 0 |
| Total | 113 | 90 | 48 | 53.3 | 48 | 3 |

Note; Under the 2022-2026 Domestic Waste Water Treatment Systems National Inspection Plan, (NIP), the minimum number of inspections has increased from 60 in 2021 to 113 in 2022 & 136/annum from 2023 -2026

The 2022-2026 National Inspection Plan identifies 3 Risk Zones.

Risk Zone 1; These are areas where DWWTS pose a higher relative risk to surface waters. NIP requires 18 inspections in Zone 1 in 2022.

Risk Zone 2; These are areas where DWWTS pose a higher relative risk to private wells. NIP requires 77 inspections in Zone 2 in 2022.

Risk Zone 3; Zone 3 covers the rest of the country. NIP requires 18 inspections in Zone 3 in 2022.

Sites for inspection have been selected in compliance with the requirements of the NIP.

2.3.6 Update on Septic Tank Inspection Program 2013 – 2021

| Total | No. of Septic Tank inspections scheduled for period 1/7/2013 to 31/12/2021 | No. of Septic Tank inspections undertaken to 31/12/2021 | No of non-compliant systems identified | % non- compliances identified | No. of Advisory Notices issued | No. of Advisory Notices Complied with by 30/6/2022 |
|--------------|--|---|--|-------------------------------|--------------------------------|--|
| Total | 684 | 700 | 389 | 56% | 389 | 355 |

Environment/Climate Action/Emergency Services/Rural Broadband

2.3.7 Update on Tracking of Compliance with Advisory Notices 2013 – 2021

| National Inspection Plan Domestic Wastewater Treatment System Inspections | | | Number of Advisory Notices Complied with in | | | | No of Advisory Notices Not Complied with by 30/06/2022 | |
|--|-------------------|------------|---|------------|-------------|------------|--|------------|
| Dates of Inspections | No of inspections | >12 months | < 3 months | 4-6 months | 7-12 months | >12 months | >6 months | >12 months |
| 1/7/2013 – 31/12/2014 | 146 | 79 | 25 | 19 | 17 | 17 | 0 | 1 |
| 1/1/2015 - 31/12/2015 | 99 | 58 | 9 | 19 | 18 | 11 | 0 | 1 |
| 1/1/2016 – 31/12/2016 | 102 | 68 | 25 | 16 | 8 | 18 | 0 | 1 |
| 1/1/2017 – 31/12/2017 | 112 | 63 | 10 | 17 | 2 | 25 | 0 | 9 |
| 1/1/2018 – 31/12/2018 | 60 | 21 | 6 | 3 | 2 | 8 | 0 | 2 |
| 1/1/2019 – 31/12/2019 | 60 | 31 | 8 | 12 | 3 | 5 | 0 | 3 |
| 1/1/2020 – 31/12/2020 | 59 | 32 | 7 | 6 | 3 | 9 | 0 | 7 |
| 1/1/2021 – 31/12/2021 | 62 | 37 | 8 | 15 | 4 | 0 | 10 | 0 |

Notes;

- We continue to engage with all householders who have not yet complied fully with their Advisory Notices.
- There are 9 notices not complied with for 2017. 8 of these are in one location & are liaising with Irish Water re provision of public sewer.

2.3.8 DWWTS Grant Payments by Cork County Council (to 30/06/2022)

| Grant Scheme | 2014 | 2015 | 2016 | 2017 | 2018 | 2019 | 2020 | 2021 | 2022 |
|----------------------------------|--------------------|---------------------|---------------------|---------------------|--------------------|------|--------------------|-------------------------------------|--|
| National Inspection Plan | 2 Grants €3,151 | 8 Grants €17,185 | 9 Grants €18,282 | 6 Grants €15,031 | 3 Grants €6,867 | | 4 Grants €7,177 | No Applications | 1 Grant €5,000 |
| High Status Areas | N/A | N/A | N/A | N/A | N/A | | N/A | 1 Incomplete Application | 1 Grant paid €5,000 1 applications submitted, & approved, works in progress |
| Priority Areas for Action | N/A | N/A | N/A | N/A | N/A | | N/A | 2 referrals to LAWPro for Approval. | 1 application submitted & approved, works in progress. |

Notes;

- Total of 36 DWWTS grants, worth €89,543, have been paid out since 2014, by Cork County Council.
- All grant payments have been recouped from Department of Housing, Local Government & Heritage.
- The grant schemes for High Status Areas, & Priority Areas for Action, were not available until 2020.

Key Message

Too much sludge in the tank is one of the reasons for non-compliance in over 50% of cases. Householders are encouraged to desludge their septic tanks using an authorized desludging contractor every 2-3 years. A list of local authorized desludging contractors is available from the Environment Directorate at Inniscarra.

2.3.9 **Municipal Waste Water Sampling Program Summary**



% Inspections completed to 30.06.22:

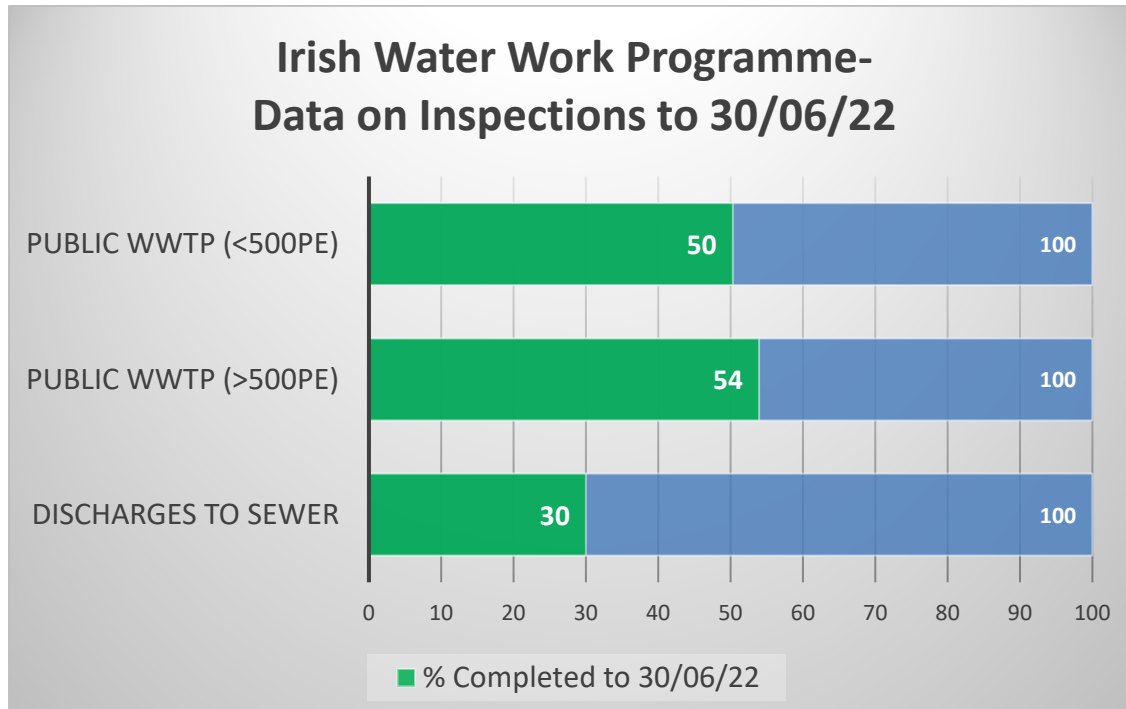


Figure 1: IW Work Programme- Inspections

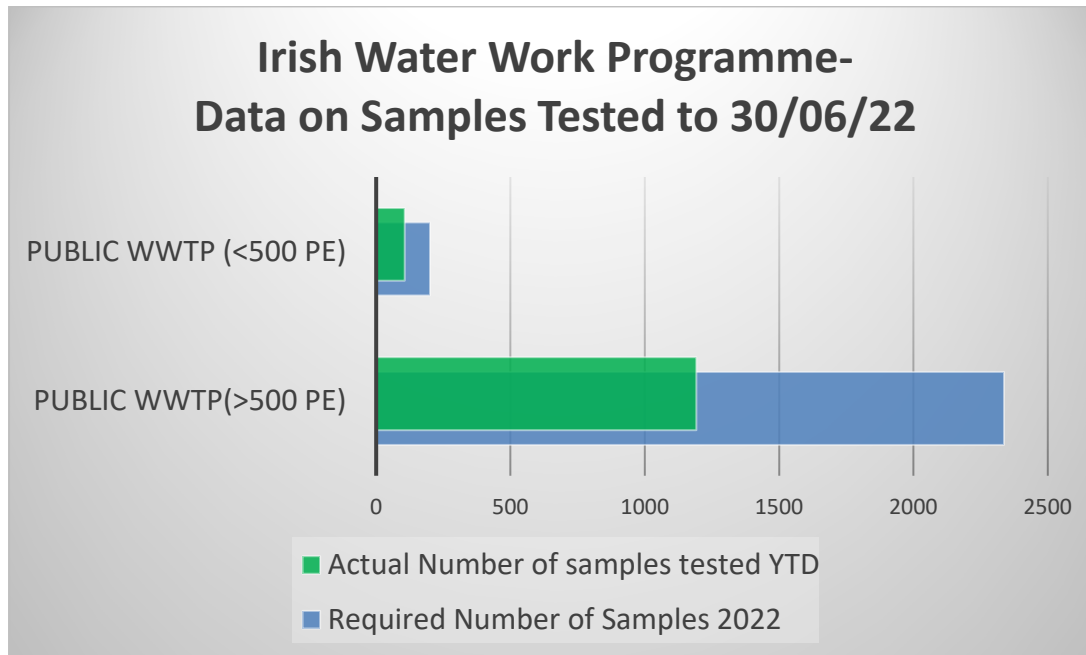


Figure 2: IW Work Programme – Samples

Under the terms of our Service Level Agreement (SLA) with Irish Water, the Environment Directorate delivers an extensive sampling & testing programme in relation to public waste water treatment systems. Summary data on progress against overall targets is given above. More information on individual municipal treatment plants can be found via the Irish Water website; <https://www.water.ie/wastewater/compliance/> . Compliance information for individual plants is available via the EPA’s website at <https://gis.epa.ie/EPAMaps/SewageTreatment>.

Environment/Climate Action/Emergency Services/Rural Broadband

2.3.10 Trade Waste Water Discharge License Inspection Program – S4 Discharges to water

| No. of S4 Inspections scheduled | | No inspections undertaken 31/03/2022 | | | | |
|------------------------------------|------------|--------------------------------------|-----------|----------|----------|-----------|
| | Target | Q1 | Q2 | Q3 | Q4 | Σ |
| Carrigaline | 21 | 0 | 3 | 0 | 0 | 3 |
| Bandon-Kinsale | 27 | 1 | 9 | 0 | 0 | 10 |
| Macroom | 25 | 1 | 0 | 0 | 0 | 1 |
| Cobh | 18 | 0 | 5 | 0 | 0 | 5 |
| East Cork | 23 | 2 | 9 | 0 | 0 | 11 |
| Fermoy | 18 | 3 | 7 | 0 | 0 | 10 |
| Mallow-Kanturk | 52 | 6 | 12 | 0 | 0 | 18 |
| West Cork | 52 | 5 | 1 | 0 | 0 | 6 |
| Total | 236 | 18 | 46 | 0 | 0 | 64 |
| % Inspection plan completed | | 27% | | | | |

2021 Inspection/samples Compliance

| | | |
|-----------------------|----|--|
| Inspection Only | 63 | |
| Serious Noncompliance | 0 | |
| Minor Non Compliance | 0 | |
| Compliant Sample | 1 | |

Note: Compliance Assessment Q1 Pending

Notes:

Section 4 (private discharges) programme has been significantly impacted by Covid. Many of the Licences scheduled for inspection visits relate to premises closed under national restrictions. Inspections have therefore focused more on operational controls and management rather than compliance samples. Our inspection plan is kept under continual review to reflect NPHEP guidance.

Plan reviewed in Sept. 2021. High risk facilities (nursing homes, hospitals etc). removed from sampling plan. Some facilities scheduled for inspection remained closed.

2.4 Air & Noise

2.4.1. Numbers of licenses under Air Pollutions Acts and related regulations

| Licence Type | Municipal District | Q2 2021 | Q3 2021 | Q4 2021 | Q1 2022 | Q2 2022 | +/- on Q4 2021 |
|---|--------------------|-----------|-----------|-----------|-----------|-----------|----------------|
| Air Pollution Act Licences | Bandon/Kinsale | 1 | 1 | 1 | 1 | 1 | 0 |
| | Carrigaline | 2 | 2 | 2 | 2 | 2 | 0 |
| | Macroom | 1 | 1 | 1 | 1 | 1 | 0 |
| | Cobh | 4 | 4 | 4 | 4 | 4 | 0 |
| | East Cork | 0 | 0 | 0 | 0 | 0 | 0 |
| | Fermoy | 0 | 0 | 0 | 0 | 0 | 0 |
| | Kanturk/Mallow | 1 | 1 | 1 | 1 | 1 | 0 |
| | West Cork | 1 | 1 | 1 | 1 | 1 | 0 |
| | TOTAL | 10 | 10 | 10 | 10 | 10 | 0 |
| Solvent Regulation Certificates (Dry Cleaners) Deco Paint Regulation Certificates (spray painters) | Bandon/Kinsale | 5 | 4 | 5 | 5 | 4 | -1 |
| | Carrigaline | 3 | 3 | 3 | 1 | 1 | 0 |
| | Macroom | 1 | 1 | 2 | 2 | 1 | -1 |
| | Cobh | 1 | 1 | 2 | 3 | 2 | -1 |
| | East Cork | 8 | 8 | 9 | 8 | 8 | 0 |
| | Fermoy | 3 | 3 | 5 | 5 | 5 | 0 |
| | Kanturk/Mallow | 6 | 6 | 7 | 6 | 6 | 0 |
| | West Cork | 6 | 6 | 6 | 5 | 4 | -1 |
| | TOTAL | 33 | 32 | 39 | 35 | 31 | -4 |
| Deco Paint Regulation Certificates (spray painters) Petroleum Vapour Certificates | Bandon/Kinsale | 4 | 6 | 11 | 11 | 15 | 4 |
| | Carrigaline | 6 | 6 | 6 | 6 | 6 | 0 |
| | Macroom | 5 | 7 | 10 | 14 | 12 | -2 |
| | Cobh | 7 | 8 | 8 | 8 | 9 | 1 |
| | East Cork | 6 | 8 | 9 | 10 | 10 | 0 |
| | Fermoy | 13 | 13 | 14 | 14 | 15 | 1 |
| | Kanturk/Mallow | 5 | 7 | 7 | 9 | 10 | 1 |
| | West Cork | 6 | 8 | 14 | 16 | 18 | 2 |
| | TOTAL | 52 | 63 | 79 | 88 | 95 | 7 |
| | Bandon/Kinsale | n/a | n/a | n/a | n/a | 0 | 0 |

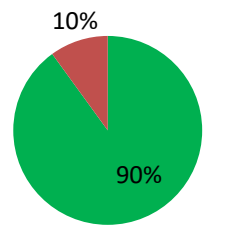
Environment/Climate Action/Emergency Services/Rural Broadband

| Licence Type | Municipal District | Q2 2021 | Q3 2021 | Q4 2021 | Q1 2022 | Q2 2022 | +/- on Q4 2021 |
|--|--------------------|---------|---------|---------|---------|---------|----------------|
| Petroleum Vapour Certificates Stage II Petroleum Vapour Certificates* | Carrigaline | n/a | n/a | n/a | n/a | 0 | 0 |
| | Macroom | n/a | n/a | n/a | n/a | 1 | 1 |
| | Cobh | n/a | n/a | n/a | n/a | 0 | 0 |
| | East Cork | n/a | n/a | n/a | n/a | 0 | 0 |
| | Fermoy | n/a | n/a | n/a | n/a | 1 | 1 |
| | Kanturk/Mallow | n/a | n/a | n/a | n/a | 0 | 0 |
| | West Cork | n/a | n/a | n/a | n/a | 0 | 0 |
| | TOTAL | n/a | n/a | n/a | n/a | 2 | 2 |

2.4.2. Inspections under Air Pollution Acts and related regulations

| No. Air Pollution Act Inspections scheduled | | No inspections undertaken YTD | | | | |
|---|-----------|-------------------------------|-------------|----|----|-----------|
| | Target | Q1 | Q2 | Q3 | Q4 | Σ |
| Carrigaline | 4 | 2 | 0 | 0 | 0 | 2 |
| Bandon-Kinsale | 2 | 1 | 0 | 0 | 0 | 1 |
| Macroom | 2 | 1 | 0 | 0 | 0 | 1 |
| Cobh | 8 | 4 | 0 | 0 | 0 | 4 |
| Mallow- | 2 | 1 | 0 | 0 | 0 | 1 |
| West Cork | 2 | 1 | 0 | 0 | 0 | 1 |
| Total | 20 | 10 | Nil* | | | 10 |
| % Inspection plan completed | | 50% | | | | |

LG APA Compliance Summary Q1 2022



10%
90%

- No. Emissions Compliant with Licence
- No. Emissions Non-Compliant with Licence

*remaining inspections are scheduled for Q3/4

Environment/Climate Action/Emergency Services/Rural Broadband

2.4.3. Coal Regulations –Low Smoke Zone Inspection Program

| Year 2022 | No. of Inspections Planned (Low Smoke Zone) * | Advisory Letters ¹ | Inspections 2022 | Non-Compliances | Warning Letters | Fines/ Enforcement Proceedings | % Overall Compliance level rel. to inspections undertaken |
|--------------|---|-------------------------------|------------------|-----------------|-----------------|--------------------------------|---|
| Q1 | 18 | 0 | 12 | 2 | 1 | 0 | 84% |
| Q2 | 0 | 0 | 0 | 0 | 0 | 0 | N/A |
| Q3 | 0 | 0 | 0 | 0 | 0 | 0 | N/A |
| Q4 | 80 | 0 | 0 | 0 | 0 | 0 | N/A |
| Total | 100 | 0 | 12 | 2 | 1 | 0 | 96% |

2.4.4. Coal Regulations – Non-ban area Inspection Program

| Year 2022 | No. of Inspections Planned (Non-Ban Area) * | Advisory Letters | Inspections 2022 | Non-Compliances | Warning Letters | Fines/ Enforcement Proceedings | % Overall Compliance level rel. to inspections undertaken |
|--------------|---|------------------|------------------|-----------------|-----------------|--------------------------------|---|
| Q1 | 62 | 0 | 66 | 6 | 5 | 0 | 92% |
| Q2 | 0 | 0 | 0 | 0 | 0 | 0 | N/A |
| Q3 | 0 | 0 | 0 | 0 | 0 | 0 | N/A |
| Q4 | 0 | 0 | 0 | 0 | 0 | 0 | N/A |
| Total | 60 | 0 | 66 | 6 | 5 | 0 | 92% |

2.4.5. Coal Regulations –Mobile/Multi-Agency Checkpoints

| Year 2022 | No. of Inspections Planned * | Advisory Letters | Inspections 2022 | Non-Compliances | Warning Letters | Fines/ Enforcement Proceedings | % Overall Compliance level rel. to inspections undertaken |
|--------------|------------------------------|------------------|------------------|-----------------|-----------------|--------------------------------|---|
| Q1 | 0 | 0 | 0 | 0 | 0 | 0 | N/A |
| Q2 | 0 | 0 | 0 | 0 | 0 | 0 | N/A |
| Q3 | 0 | 0 | 0 | 0 | 0 | 0 | N/A |
| Q4 | 2 | 0 | 0 | 0 | 0 | 0 | 0 |
| Total | 2 | 0 | 0 | 0 | 0 | 0 | 0% |

* Note: Coal Inspections occurs primarily in Q1 and Q4 each year i.e., during the heating season.

* Cork County Council has been informed that the government will introduce a nationwide ban on bituminous coal in September 2022. Therefore all inspections scheduled for Q4 2022 will be within Low Smoke Zones and the Non-ban area inspection program will no longer apply.

¹ The term “Advisory Letters” relates to communications issued to identified fuel suppliers and retailers at start of heating season as part of our awareness campaign, or to householders in areas identified as having problems.

Environment/Climate Action/Emergency Services/Rural Broadband

2.5. Waste

2.5.1. Inspections 1st April-30th June 2022

Note: Covid-19 Impacts Waste Enforcement

The Waste Enforcement Unit has had to adjust the way we carry out our work during the Covid-19 Emergency.

Cork County Council deployed enforcement personnel, wardens and officers, countywide during Covid-19 responding to litter and waste reports while adhering to HSE guidance.

| | Municipal District | | | | | | | | Q2Totals | 2021 Total |
|--|--------------------|-------------|-----------|-----------|-----------|-----------|----------------|-----------|------------|-------------|
| | Bandon - Kinsale | Carrigaline | Cobh | East Cork | Fermoy | Macroom | Mallow-Kanturk | West Cork | | |
| Waste Facility Permit | 0 | 2 | 0 | 2 | 0 | 0 | 3 | 2 | 9 | 79 |
| Waste Collection Permit | 0 | 0 | 0 | 0 | 0 | 0 | 0 | 0 | 0 | 28 |
| Food Waste (includes domestic and commercial) ¹ | 0 | 9 | 0 | 1 | 0 | 0 | 1 | 2 | 13 | 85 |
| Unauthorised End Of Life Vehicle site | 1 | 0 | 1 | 2 | 1 | 0 | 6 | 4 | 15 | 44 |
| Producer Responsibility (WEEE/Tyres/Packaging/etc.) ¹ | 1 | 9 | 0 | 3 | 0 | 7 | 7 | 10 | 37 | 196 |
| Complaint Investigation | 17 | 17 | 23 | 44 | 22 | 16 | 73 | 40 | 252 | 1105 |
| Multi-Agency Operations | 1 | 2 | 0 | 0 | 0 | 0 | 1 | 0 | 4 | 11 |
| Vehicle Checkpoints ² | 4 | 0 | 0 | 0 | 4 | 0 | 0 | 0 | 8 | 16 |
| Total | 24 | 39 | 24 | 52 | 27 | 23 | 91 | 58 | 338 | 1564 |

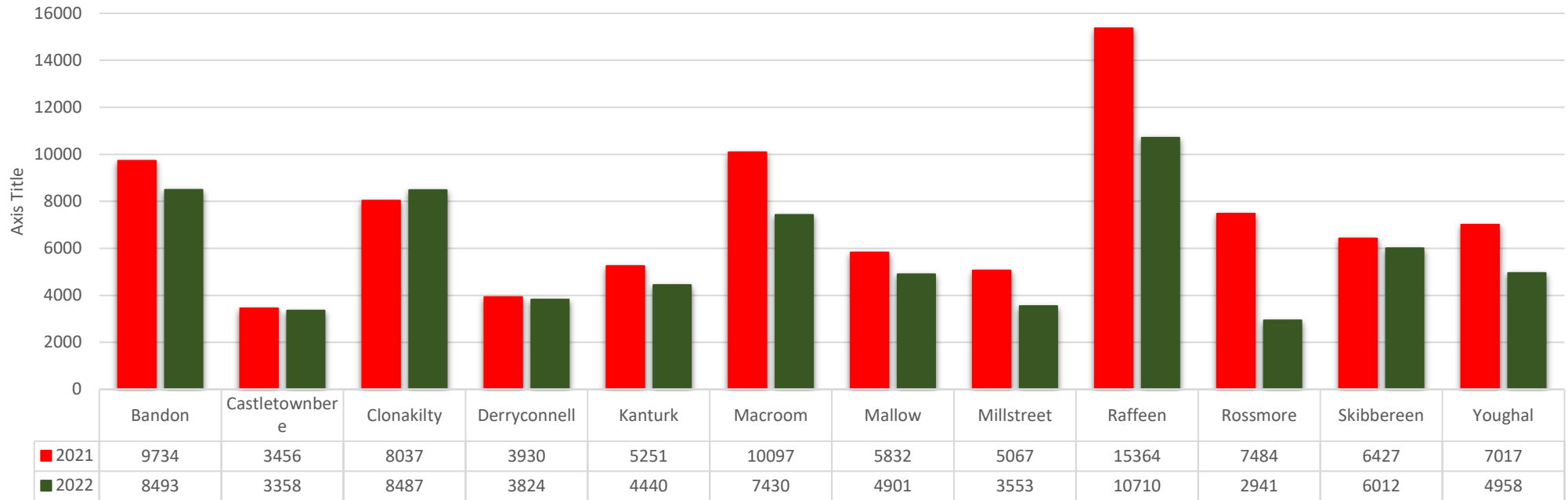
Environment/Climate Action/Emergency Services/Rural Broadband

2.5.2. Civic Amenity Sites

| Zone | Location | Material | Tonnage | Tonnage | Tonnage | Tonnage | TOTAL | TOTAL |
|------|----------------|-------------|---------|---------|---------|----------|----------|----------|
| | | | Q1 2022 | Q2 2022 | Q3 2022 | Q4 2022 | 2022 | 2021 |
| 1 | Castletownbere | Recyclables | 93.48 | 82.52 | | | 176.00 | 344.28 |
| | | Waste | 71.86 | 71.96 | | | 143.82 | 312.91 |
| | Clonakilty | Recyclables | 227.59 | 193.56 | | | 421.15 | 842.98 |
| | | Waste | 151.12 | 118.34 | | | 269.46 | 572.36 |
| | Derryconnell | Recyclables | 95.20 | 80.95 | | | 176.15 | 420.63 |
| | | Waste | 85.86 | 99.68 | | | 185.54 | 453.40 |
| | Skibbereen | Recyclables | 76.31 | 79.98 | | | 156.29 | 328.35 |
| | Waste | 47.06 | 40.59 | | | 87.65 | 176.11 | |
| 2 | Bandon | Recyclables | 391.82 | 356.76 | | | 695.48 | 1,619.27 |
| | | Waste | 218.46 | 200.46 | | | 418.92 | 936.74 |
| | Macroom | Recyclables | 276.42 | 172.24 | | | 448.66 | 1,210.88 |
| | | Waste | 277.15 | 171.62 | | | 448.77 | 1,183.54 |
| | Raffeen | Recyclables | 584.26 | 743.10 | | | 1,327.36 | 3,144.25 |
| | Waste | 507.70 | 540.34 | | | 1,048.04 | 2,313.94 | |
| 3 | Rossmore | Recyclables | 292.02 | 232.66 | | | 524.68 | 1,574.60 |
| | | Waste | 336.66 | 240.23 | | | 576.89 | 1,722.57 |
| | Youghal | Recyclables | 171.03 | 108.34 | | | 279.37 | 772.67 |
| | | Waste | 278.98 | 152.18 | | | 431.16 | 1,151.51 |
| 4 | Kanturk* | Recyclables | 136.10 | 112.28 | | | 248.38 | 722.97 |
| | | Waste | 190.80 | 124.36 | | | 315.16 | 756.12 |
| | Mallow* | Recyclables | 187.20 | 114.36 | | | 301.76 | 831.56 |
| | | Waste | 150.88 | 118.40 | | | 297.76 | 789.50 |
| | Millstreet* | Recyclables | 118.41 | 36.58 | | | 154.99 | 638.03 |
| | Waste | 159.30 | 65.58 | | | 224.88 | 693.32 | |

Environment/Climate Action/Emergency Services/Rural Broadband

CAS Users Q2 2022



2.5.3. Decisions made Waste Facility Permit & Waste Cert of Registration Applications April 1st – June 30th

| Waste Facility Permit/ Certificates of Registration | Municipal District | | | | | | | |
|--|--------------------|-------------|----------|-----------|----------|----------|-----------------|-----------|
| | Bandon -Kinsale | Carrigaline | Cobh | East Cork | Fermoy | Macroom | Mallow- Kanturk | West Cork |
| Q1 | 0 | 1 | 0 | 1 | 0 | 2 | 0 | 2 |
| Q2 | 1 | 1 | 1 | 1 | 0 | 1 | 0 | 1 |
| Q3 | | | | | | | | |
| Q4 | | | | | | | | |
| 2022 Totals | 1 | 2 | 2 | 2 | 0 | 3 | 0 | 3 |
| 2021 Totals | 0 | 1 | 7 | 0 | 0 | 3 | 3 | 1 |

Environment/Climate Action/Emergency Services/Rural Broadband

2.5.4. Bring sites

| Material | Tonnage Q1 2022 | Tonnage Q2 2022 | Tonnage Q3 2022 | Tonnage Q4 2022 | Total 2022 | Total 2021 |
|---------------|--------------------|--------------------|--------------------|--------------------|---------------|---------------|
| Glass Bottles | 1,528.00 | 1,515.39 | | | 3,043.39 | 6948.37 |
| Beverage Cans | 21.51 | 10.57 | | | 32.08 | 99.29 |
| Food Cans | 24.06 | 15.03 | | | 39.09 | 105.85 |

2.5.5. Litter Fines - Environment Directorate Litter Wardens ytd 2022*

| MDC | Issued | | | | Cancelled | | | | Paid | | | | Sent for Prosecution | | | |
|-------------------|-----------|-----------|-----------|-----------|-----------|----------|----------|----------|-----------|-----------|-----------|-----------|----------------------|----------|----------|----------|
| | Q1 | Q2 | Q3 | Q4 | Q1 | Q2 | Q3 | Q4 | Q1 | Q2 | Q3 | Q4 | Q1 | Q2 | Q3 | Q4 |
| Carrigaline | 0 | 0 | | | 0 | 1 | | | 0 | 0 | | | 0 | 0 | | |
| Bandon / Kinsale | 2 | 1 | | | 1 | 0 | | | 1 | 0 | | | 0 | 0 | | |
| Macroom | 0 | 2 | | | 0 | 0 | | | 0 | 0 | | | 0 | 0 | | |
| Cobh | 2 | 6 | | | 1 | 0 | | | 1 | 3 | | | 0 | 0 | | |
| East Cork | 3 | 3 | | | 0 | 0 | | | 2 | 4 | | | 0 | 1 | | |
| Fermoy | 4 | 2 | | | 0 | 0 | | | 2 | 2 | | | 0 | 2 | | |
| Kanturk / Mallow | 17 | 8 | | | 2 | 1 | | | 9 | 5 | | | 2 | 4 | | |
| West Cork | 0 | 0 | | | 0 | 0 | | | 0 | 0 | | | 0 | 0 | | |
| TOTAL 2022 | 28 | 22 | | | 4 | 2 | | | 15 | 14 | | | 2 | 7 | | |
| TOTAL 2021 | 29 | 29 | 19 | 22 | 0 | 0 | 0 | 0 | 13 | 24 | 20 | 12 | 3 | 3 | 2 | 1 |

^ Includes fines issued by Municipal District staff

*For data on fines issued by staff of other Municipal Districts see 2.5.7.

Environment/Climate Action/Emergency Services/Rural Broadband

2.5.6. Litter Fines by Category - Environment Directorate Litter Wardens

| Fine Category | Issued | | | |
|--|-----------|-----------|----|----|
| | Q1 | Q2 | Q3 | Q4 |
| LW detection via patrol or report Section 3(1) | 26 | 17 | | |
| CCTV Section 3(2) b | 0 | 0 | | |
| Duties of Occupiers Section 6 | 0 | 0 | | |
| Mobile outlets Section 15 | 0 | 0 | | |
| Unauthorised Sign Section 19 | 2 | 5 | | |
| TOTAL 2022 | 28 | 22 | | |
| TOTAL 2021 | 29 | 29 | 19 | 22 |

2.5.7. Litter Fines - Municipal District Litter Wardens ytd 2022

| MDC | Issued | | | | Cancelled | | | | Paid | | | | Sent for Prosecution | | | |
|-------------------|---|------------|-----------|-----------|-----------|----------|----------|----------|-----------|------------|-----------|----------|----------------------|-------------|----------|----------|
| | Q1 | Q2 | Q3 | Q4 | Q1 | Q2 | Q3 | Q4 | Q1 | Q2 | Q3 | Q4 | Q1 | Q2 | Q3 | Q4 |
| Carrigaline | 0 | 0 | | | 0 | 0 | | | 0 | 0 | | | 0 | TBC* | | |
| Bandon / Kinsale | 0 | 0 | | | 0 | 0 | | | 0 | 0 | | | 0 | TBC* | | |
| Macroom | 0 | 5 | | | 0 | 1 | | | 0 | 4 | | | 0 | TBC* | | |
| Cobh | 1 | 1 | | | 0 | 0 | | | 0 | 0 | | | 0 | TBC* | | |
| East Cork | 0 | 0 | | | 0 | 0 | | | 0 | 0 | | | 0 | TBC* | | |
| Fermoy | 0 | 4 | | | 0 | TBC* | | | 0 | TBC* | | | 0 | TBC* | | |
| Kanturk / Mallow | 1 | 1 | | | 0 | TBC* | | | 0 | TBC* | | | 0 | TBC* | | |
| West Cork | 0 | 0 | | | 0 | 0 | | | 0 | 0 | | | 0 | TBC* | | |
| TOTAL 2022 | 2 | 11 | | | 0 | 1 | | | 0 | 4 | | | 0 | TBC* | | |
| TOTAL 2021 | 43 | 132 | 20 | 20 | 3 | 4 | 2 | 3 | 30 | 227 | 76 | 2 | 3 | 2 | 4 | 0 |
| Notes: | * Due to staff absence and leave, some figures are subject to update. | | | | | | | | | | | | | | | |

Environment/Climate Action/Emergency Services/Rural Broadband

2.5.8. Anti Litter Unit & Other Environmental Complaints by Type

| Type | Q1 | Q2 | Q3 | Q4 | Total |
|-------------------------------------|------------|------------|------------|------------|-------------|
| Air | 42 | 66 | | | |
| Noise | 52 | 59 | | | |
| Waste | 336 | 280 | | | |
| Waste water | 27 | 13 | | | |
| Water (to be categorised) | 24 | 19 | | | |
| Water Quality | 35 | 11 | | | |
| Total excl Dumping Line 2022 | 516 | 448 | | | |
| Total excl Dumping Line 2021 | 747 | 656 | 553 | 340 | 2296 |
| Notifications to Burn | 6 | 8 | | | |
| Illegal Dumping Line | 60 | 59 | | | |

2.5.9. Anti Litter Unit & Other Environmental Complaints by MDC

| Waste - Litter | Municipal District | | | | | | | | Not Assigned MDC |
|--------------------|--------------------|-------------|------------|------------|------------|------------|----------------|------------|------------------|
| | Bandon - Kinsale | Carrigaline | Cobh | East Cork | Fermoy | Macroom | Mallow-Kanturk | West Cork | |
| Q1 | 47 | 72 | 35 | 37 | 43 | 65 | 68 | 79 | 70 |
| Q2 | 32 | 45 | 45 | 41 | 50 | 42 | 59 | 101 | 33 |
| Q3 | | | | | | | | | |
| Q4 | | | | | | | | | |
| 2022 Totals | 79 | 117 | 80 | 78 | 93 | 107 | 127 | 180 | 103 |
| 2021 Totals | 211 | 471 | 194 | 319 | 241 | 216 | 349 | 301 | |

Environment/Climate Action/Emergency Services/Rural Broadband

2.5.10. Anti Litter Unit Statistics

| Anti-Litter Unit Statistics 2021 | Q1 | Q2 | Q3 | Q4 | YTD | Total 2021 |
|---|-------|-------|----|----|-------|------------|
| Fly-tipping Complaint Investigations | 388 | 330 | | | 718 | 1498 |
| Fly-tipping Cleanup Jobs | 239 | 181 | | | 420 | 859 |
| Fly-Tipping Units on Litter duty (Days) | 30 | 29 | | | 59 | 153 |
| Waste Collected (Tonnes) | 46.50 | 35.00 | | | 81.50 | 295.50 |

2.5.11. Prosecutions (under WMA 1997)

| | Municipal District | | | | | | | |
|----------|--------------------|-----------------|-------------|---------|------|-----------|-----------------|-----------|
| Q2 | Fermoy | Kanturk /Mallow | Carrigaline | Macroom | Cobh | East Cork | Bandon/ Kinsale | West Cork |
| COMPLETE | 0 | 1 | 0 | 0 | 0 | 1 | 1 | 0 |
| PENDING | 2 | 12 | 1 | 1 | 3 | 3 | 4 | 1 |
| TOTAL | 2 | 13 | 1 | 1 | 3 | 4 | 5 | 0 |

Environment/Climate Action/Emergency Services/Rural Broadband

2.6. Veterinary & Food Safety

2.6.1. No. of Dog Licences issued

| Licence Type | Carrigaline | Macroom | Cobh | East Cork | Kanturk Mallow | Fermoy | West Cork | Bandon Kinsale | Total No. Issued as at 30/06/2022 | Total 2022 | Total 2021 |
|-----------------------|-------------|---------|------|-----------|----------------|--------|-----------|----------------|-----------------------------------|------------|---------------|
| Ordinary Dog Licenses | 1570 | 1645 | 1525 | 2030 | 2415 | 1630 | 2341 | 1665 | 14,821 | 1570 | 27,612 |
| | | | | | | | | | <i>An Post 9,869</i> | | |
| General Dog Licences | 1 | 5 | 1 | 2 | 8 | 4 | 6 | 5 | 32 | 1 | 69 |
| | | | | | | | | | <i>An Post n/a</i> | | |
| Life Time Licences | 45 | 60 | 31 | 56 | 61 | 35 | 88 | 61 | 437 | 45 | 825 |
| | | | | | | | | | <i>An Post 129</i> | | |

Total Number of Stray Dogs Entering Pound /Surrendered /Seized for period: 1st Jan 2022 – 30th June 2022 : 102

Total No. Rehomed / Reclaimed: 78 Total No. Euthanised: 24

Please note not all returns are in yet for this Qtr .

2.6.2. No. of Dog Fines Issued

| Licence Type | Carrigaline | Macroom | Cobh | East Cork | Kanturk Mallow | Fermoy | West Cork | Bandon Kinsale | Total No. Issued as @ 30/06/2022 | Total 2021 |
|------------------------------|-------------|---------|------|-----------|----------------|--------|-----------|----------------|----------------------------------|------------|
| Fines Issued | 2 | 17 | 2 | 41 | 4 | 12 | 23 | 32 | 133 | 177 |
| Section 16(1) notices issued | 97 | 103 | 94 | 126 | 150 | 101 | 146 | 109 | 926 | 375 |
| Prosecutions issued | 5 | 6 | 0 | 0 | 1 | 25 | 4 | 1 | 42 | 77 |

2.6.3. No. of Registered Dog Breeding Establishments

| Type of DBE | Carrigaline | Macroom | Cobh | East Cork | Kanturk Mallow | Fermoy | West Cork | Bandon Kinsale | Total No. of Registered Establishments as at 30/06/2022 | Total 2021 |
|----------------------------------|-------------|----------|----------|-----------|----------------|----------|-----------|----------------|---|------------|
| Commercial Dog Breeders | 0 | 0 | 0 | 0 | 3 | 3 | 2 | 2 | 10 | 10 |
| Hunt/Harrier | 1 | 4 | 0 | 3 | 3 | 5 | 0 | 4 | 20 | 20 |
| Boarding Kennels | 0 | 1 | 1 | 0 | 2 | 1 | 2 | 0 | 7 | 7 |
| Charities | 0 | 0 | 0 | 0 | 0 | 0 | 0 | 0 | 0 | 0 |
| Total No. Establishments. | 1 | 5 | 1 | 3 | 8 | 9 | 4 | 6 | 37 | 37 |

Environment/Climate Action/Emergency Services/Rural Broadband

2.6.4. *Approved/Registered Food Premises*

| Type of premises | Cork City | Carrigaline | Macroom | Cobh | East Cork | Kanturk Mallow | Fermoy | West Cork | Bandon Kinsale | Total 30/06/22 | Total Year End 2021 |
|-----------------------------|-----------|-------------|----------|----------|-----------|----------------|-----------|-----------|----------------|----------------|---------------------|
| Slaughter houses (Active) | 2 | 1 | 0 | 0 | 3 | 1 | 5 | 9 | 1 | 22 | 22 |
| Slaughter houses (Inactive) | 0 | 0 | 0 | 0 | 0 | 2 | 1 | 3 | 1 | 7 | 7 |
| Meat Manf. Premises | 18 | 1 | 4 | 1 | 0 | 1 | 3 | 3 | 0 | 31 | 33 |
| Reg'd Premises | 0 | 0 | 2 | 2 | 2 | 2 | 1 | 1 | 0 | 10 | 10 |
| Totals | 20 | 2 | 6 | 3 | 5 | 6 | 10 | 16 | 2 | 70 | 72 |

2.6.5. *Control of Horses*

| Category | Carrigaline | Macroom | Cobh | East Cork | Kanturk Mallow | Fermoy | West Cork | Bandon Kinsale | Total as @ 30/06/22 | Total 2021 |
|------------------------------------|-------------|---------|------|-----------|----------------|--------|-----------|----------------|---------------------|------------|
| Number of Stray Horses collected | 0 | 0 | 2 | 0 | 11 | 0 | 0 | 0 | 13 | 24 |
| Number Reclaimed | 0 | 0 | 0 | 0 | 4 | 0 | 0 | 0 | 4 | 8 |
| Number Rehomed (Rescues/Charities) | 0 | 0 | 2 | 0 | 7 | 0 | 0 | 0 | 9 | 15 |
| Number Euthanised at Pound | 0 | 0 | 0 | 0 | 0 | 0 | 0 | 0 | 0 | 0 |
| Number to Sanctuaries | 0 | 0 | 0 | 0 | 0 | 0 | 0 | 0 | 0 | 1 |
| No. at Pound 30/06/21 | 0 | 0 | 0 | 0 | 0 | 0 | 0 | 0 | 0 | 0 |
| No. Aborted Trips | 0 | 1 | 0 | 0 | 0 | 0 | 0 | 0 | 1 | 5 |

*Note: Total recoupment payable by DAFM to LAs for horses for collection to disposal from 1st Jan, 2015 is €375 (Circular 2 2014 - reduction of €75).

2.7. Energy Management

2.7.1. SEAI

Public bodies are required under Statutory Instrument 426 of the European Union Energy Efficiency Regulations (2014) as amended to report their energy performance annually. The system by which public bodies report their energy consumption is through the Monitoring and Reporting (M&R) system, managed by the Sustainable Energy Authority of Ireland (SEAI).

Under the National Energy Efficiency Action Plan (NEEAP), Cork County Council had an energy efficiency improvement target of 33% on 2009 energy efficiency figures by 2020.

2.7.2. Energy Efficiency Status 2020

At the end of 2020, Cork County Council's energy efficiency was 5.6% worse than the NEEAP target glide path presented in the current SEAI monitoring and reporting scorecard (refer to Figure 1).

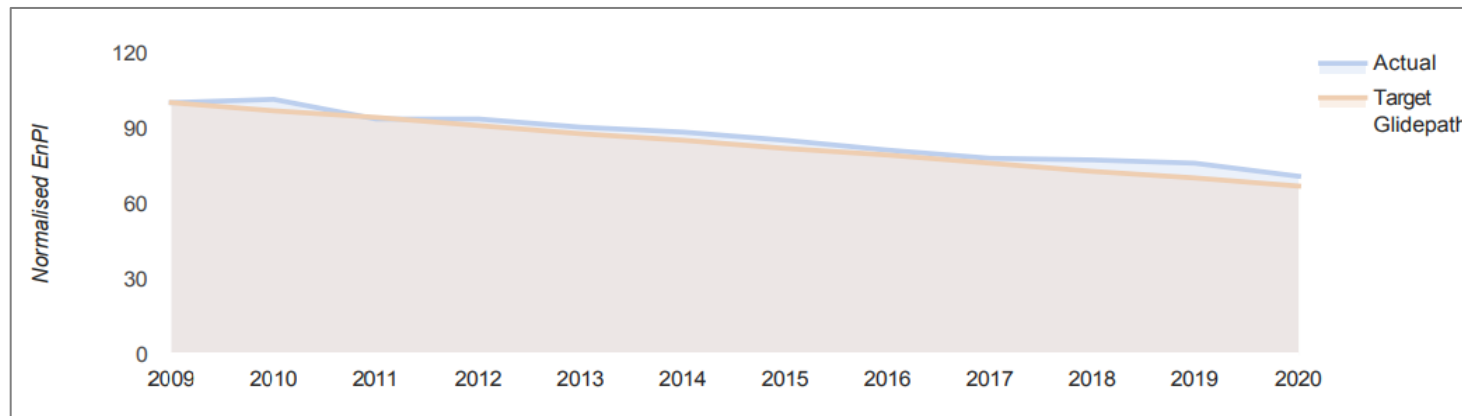


Figure 1 Cork County Council's energy efficiency performance glide path for 2020 from SEAI M&R

The figures presented below were published by the SEAI in their Annual Report 2020 on Public Sector Energy Efficiency Performance. The major findings are as follows:

- 6.9% better than 2019
- 29.3% better than baseline (2009)
- 5.6% worse than target 'glide-path' target for 2020

Cork County Council's 2021 scorecard is expected to be published by SEAI in September 2022.

Environment/Climate Action/Emergency Services/Rural Broadband

2.7.3. Energy Management Action Plans 2022

Individual Directorates and SEUs were invited to submit Energy Management Action Plans (EMAP) for 2022. The actions for 2022 and progress to date are shown in Table 1.

| Directorate | Section | Action | Comment |
|--|---|---|---|
| | Public Lighting | Public Lighting Energy Efficiency Project (RMO Project) | <i>Contracts signed 28/1/2022.</i> |
| Environment | Fire Stations | Millstreet/ Cobh/ Charleville – drying rooms ready | <i>Dehumidifiers on order</i> |
| | | Mallow – insulate ceiling and walls of offices | <i>Awaiting prices</i> |
| | Inniscarra Env building | Replace geothermal with air-to-water heat pump/ Replace kerosene oil boilers/ LED Lighting upgrade x 4 nr . Buildings on Campus | <i>Consultants appointed- review of site has been undertaken & proposals being considered by CCC</i> |
| | Inniscarra Wastewater Laboratory | Replace single glazed PVC doors | <i>Action completed- doors installed</i> |
| | E&CC | Indoor Lighting replacement | <i>Contractor appointed; works are progressing</i> |
| | | Building EE Audit (15 no. buildings) | <i>Desktop studies and site surveys completed, reports underway</i> |
| Energy Management Software (eLighthouse – Phase 3) | | <i>Phase 3 Contract awarded</i> | |
| Roads & Transportation | Fleet Mgmt Unit | LCV EV Replacement | <i>Assessment under way to determine if all smaller vehicles can be replaced by electric vehicles (report by Oct 2022)</i> |
| Municipal Districts | | Fermoy – review of heating system | <i>works start date to be confirmed with contractor.</i> |
| | | Skibbereen – windows & Retrofit of LED lights in upper floor | <i>Replacement of the existing single glaze windows</i> |
| | Library Service | Midleton windows & roof repairs | <i>Scope of works under investigation by Architects Dept. Liaison with architect's department suggested that input from Environment Department might be sought on the feasibility of different heating systems and their value for money.</i> |
| | | Clonakilty - Change oil fired underfloor heating to electric heating | <i>prices being sought</i> |
| | | Bantry - Change electric underfloor heating to electric wall radiator heating & Windows | <i>Under review</i> |
| | | Passage west – New Entrance Doors | <i>Under review</i> |

Environment/Climate Action/Emergency Services/Rural Broadband

| Directorate | Section | Action | Comment |
|-------------|---------------------------------|---|--|
| | | Carrigaline- Roof- under review | Contractor has visited and assessed site. |
| | Architects | Kinsale - Old Mill Library | <i>Works ongoing</i> |
| | | Macroom Fire Station | <i>Works ongoing</i> |
| | Mallow Leisure Centre | Detail Design regarding the Upgrade of Mallow Pool including energy efficiency works such as new windows, roofing, and improved AHU's | <i>Mallow Swimming Pool has been approved by SSIP for funding for Design - A letter of Intent has been issued to Consultant. It will be 6 months before any design is complete. Funding has not been approved to go to construction – this will require further approval by the SSIP Group at a future date.</i> |
| | Fermoy Leisure Centre | At Tender stage for a contractor to over roof Fermoy Swimming Pool c/w the installation of Solar PV Panels | <i>Tender stage Underway</i> |
| | Dunmanway Leisure Centre | Main Pool Uplighters LED Replacement (Tender stage) | <i>New Tender issued as available lights not chlorine resistant</i> |
| | | Carry out Energy Efficiency Measures as per Consultant's report | <i>Measures being carried out</i> |

Table 1 2022 EMAP actions

Note the above actions are dependent on funding approval within the respective Directorate.

2.7.4. Important dates

| Date | Description |
|---------------------------------|--|
| 9 th September 2022 | Post Data Verification Assessment (DVA) & Building Register Deadline |
| 10 th September 2022 | Final Scorecard Available |

Table 2 2022 key dates

2.7.5. ISO 50001

Cork County Councils Energy Management System (EnMS) is accredited to the ISO 50001 standard. Cork County Council is therefore compliant with SI 426, which is the statutory instrument that requires all large organisations to either have completed an organisational energy audit or have implemented an approved EnMS. An ISO 50001 recertification audit was successfully completed on the 31st of March 2022.

2.7.6. Significant Energy Users (SEU)

ISO 50001 is an organisational energy management system. A requirement of the ISO 50001 accreditation is that Cork County Council continuously monitors and reports on its SEU's. Cork County Council has four nr. Significant Energy Users (SEU). Cumulatively they account for more than 80% of all energy consumption. The 2022 percentage breakdown is provided below:

- Public Lighting (33%)
- Fleet (37%)
- County Hall campus (5%)
- Leisure Centres (6%)
 - Fermoy
 - Mallow
 - Dunmanway

2.7.7. Energy Efficiency Status

The Energy & Climate Change Section monitor the energy consumption of each SEU monthly using Energy Performance Indicators (EnPI). The EnPI for each Significant Energy User is described as follows:

- **County Hall has two EnPIs**
 - *A formula called CUSUM predicts what energy should have been used based on past performance and is adjusted for weather conditions.*
 - *kWh/m²/year*
- **Fleet**
 - *Is based on the average monthly litres/100km over the past 12 months.*
- **The Swimming Pools**
 - *A formula called CUSUM predicts what energy should have been used based on past performance and is adjusted for weather conditions.*
 - *kWh/m²/year*
- **Public lighting** *is calculated as the average wattage per lamp in the County. This energy performance indicator (EnPI) is reviewed annually.*

The E&CC Section are currently reviewing the appropriateness of these EnPIs as part of CCC ISO 50001 compliance. New or additional EnPIs may be agreed with the relevant SEUs as part of this review process where required. Monthly EnPIs for 2021/ 2022 are presented in Figure 2 hereunder:

Environment/Climate Action/Emergency Services/Rural Broadband

| SEU Energy Performance Indicators (EnPI) | | | | | | | | | | | |
|--|---------------------|--|---|--|---|--|---|--|---|---|-------------|
| | County Hall | | Mallow Pool | | Fermoy Pool | | Dunmanway Pool | | Fleet | Public Lighting | |
| | Heating Degree Days | Monthly Actual Gas v Predicted Gas use (above/below baseline of 0%) | Total Energy kWh/m2/year (rolling 12 monthly EnPI) | Monthly Actual Energy Use v Predicted Energy Use (above/below baseline of 0%) | Total Energy kWh/m2/year (rolling 12 monthly EnPI) | Monthly Actual Energy Use v Predicted Energy Use (above/below baseline of 0%) | Total Energy kWh/m2/year (rolling 12 monthly EnPI) | Monthly Actual Gas v Predicted Gas use (above/below baseline of 0%) | Total Energy kWh/m2/year (rolling 12 monthly EnPI) | Litres/ 100km/year (rolling 12 monthly EnPI) | Watts/ lamp |
| | | 16.84 | 101.50 | | | | | | | | |
| | | 17.52 | 105.56 | | | | | | | | |
| 18.19 | 109.62 | | | | | | | | | | |
| Jan-21 | 335 | 3% | 124 | -33% | 783 | 57% | 480 | -45% | 667 | 16.72 | 102.57 |
| Feb-21 | 265 | 17% | 124 | -121% | 714 | 44% | 513 | -65% | 610 | 16.70 | 102.57 |
| Mar-21 | 256 | 2% | 121 | -87% | 678 | 27% | 530 | -78% | 571 | 16.42 | 102.57 |
| Apr-21 | 241 | -26% | 121 | -114% | 682 | -29% | 553 | -81% | 559 | 16.69 | 102.57 |
| May-21 | 192 | -35% | 121 | -111% | 687 | -2% | 573 | -78% | 564 | 17.06 | 102.57 |
| Jun-21 | 74 | -21% | 121 | -22% | 712 | 40% | 599 | -23% | 579 | 17.17 | 102.57 |
| Jul-21 | 29 | 215% | 121 | -49% | 711 | 67% | 641 | 6% | 603 | 17.31 | 102.57 |
| Aug-21 | 35 | 127% | 120 | -58% | 713 | 83% | 688 | -59% | 573 | 17.06 | 102.57 |
| Sep-21 | 48 | 14% | 118 | -66% | 697 | 62% | 730 | -45% | 564 | 17.02 | 102.57 |
| Oct-21 | 127 | 3% | 115 | -93% | 667 | 93% | 742 | -38% | 554 | 17.09 | 102.57 |
| Nov-21 | 220 | 1% | 114 | -96% | 648 | 65% | 768 | -8% | 604 | 17.22 | 102.57 |
| Dec-21 | 234 | 26% | 115 | -44% | 612 | 71% | 795 | -34% | 599 | 16.84 | 102.57 |
| Jan-22 | 271 | -5% | 112 | -160% | 573 | 112% | 798 | -16% | 620 | 16.68 | 101.50 |
| Feb-22 | 229 | 10% | 111 | 2% | 623 | 83% | 821 | -52% | 633 | 16.79 | 101.50 |
| Mar-22 | 257 | 3% | 111 | 0% | 666 | 77% | 837 | -35% | 670 | 16.99 | 101.50 |
| Apr-22 | 201 | 17% | 113 | -7% | 707 | 63% | 862 | -51% | 692 | 16.91 | 101.50 |

Figure 2 SEU Monthly Energy Performance Indicators

2.8. Green Schools Programme

54 schools in Cork County were awarded with Green Flags in a virtual awards ceremony on 25th May 2022. In total, 641 schools were awarded flags across the country. A special mention this year goes to Muinefliuch National School who was selected as the winner of the Overall Global Citizenship Litter & Waste award.

| School Name | School Type | Current Flag | Theme |
|---------------------------------|------------------|--------------|------------------|
| Knocknagree NS | Primary School | First Flag | Litter and Waste |
| Ahiohill National School | Primary School | First Flag | Litter and Waste |
| Coláiste Fionnchua | Secondary School | First Flag | Litter and Waste |
| Scoil Bhríde | Primary School | 5th Renewal | Litter and Waste |
| Bandon Grammar School | Secondary School | 2nd Renewal | Water |
| Conna N.S | Primary School | 2nd Renewal | Water |
| Boherbue N.S | Primary School | 2nd Renewal | Water |
| Cloughduv National School | Primary School | 2nd Renewal | Water |
| Dunderrow National School | Primary School | 1st Renewal | Water |
| Hamilton High School | Secondary School | 1st Renewal | Water |
| Scoil Mhuire Araglin | Primary School | 1st Renewal | Water |
| Burnfort National School | Primary School | 3rd Renewal | Travel |
| Convent of Mercy Primary School | Primary School | 4th Renewal | Travel |
| Killavullen N.S | Primary School | 3rd Renewal | Travel |
| Midleton College | Secondary School | 3rd Renewal | Travel |
| Scoil Mhuire na nGrást | Primary School | 4th Renewal | Travel |
| Scoil Realt Na Mara | Primary School | 2nd Renewal | Travel |
| St. Colman's B.N.S | Primary School | 4th Renewal | Travel |
| Whitegate Mixed National School | Primary School | 3rd Renewal | Travel |
| Ardagh B.N.S | Primary School | 4th Renewal | Biodiversity |
| Bandonbridge N.S | Primary School | 4th Renewal | Biodiversity |
| Ballygiblin National School | Primary School | 4th Renewal | Biodiversity |
| Carrignafof Community College | Secondary School | 4th Renewal | Biodiversity |
| Carriganima National School | Primary School | 4th Renewal | Biodiversity |
| Castletownroche N.S | Primary School | 4th Renewal | Biodiversity |
| Curraghagalla National School | Primary School | 4th Renewal | Biodiversity |
| Dromahane N.S | Primary School | 5th Renewal | Biodiversity |

Environment/Climate Action/Emergency Services/Rural Broadband

| School Name | School Type | Current Flag | Theme |
|--------------------------------|----------------|--------------|---------------------|
| Giggles Childcare Services Ltd | Pre-School | 4th Renewal | Biodiversity |
| Kilbrittain N.S | Primary School | 4th Renewal | Biodiversity |
| Meelin N.S | Primary School | 4th Renewal | Biodiversity |
| Shanballymore N.S | Primary School | 4th Renewal | Biodiversity |
| St. Brendan's N.S | Primary School | 4th Renewal | Biodiversity |
| Timoleague National School | Primary School | 4th Renewal | Biodiversity |
| Castlelack N.S | Primary School | 5th Renewal | GC Litter and Waste |
| Drinagh N.S | Primary School | 5th Renewal | GC Litter and Waste |
| Glenville N.S | Primary School | 5th Renewal | GC Litter and Waste |
| Kilcoe N.S | Primary School | 5th Renewal | GC Litter and Waste |
| Muinefluich N.S | Primary School | 5th Renewal | GC Litter and Waste |
| Ringaskiddy Lower Harbour N.S | Primary School | 5th Renewal | GC Litter and Waste |
| S.N Bhorainn | Primary School | 5th Renewal | GC Litter and Waste |
| Scoil an Chroí Ró Naofa | Primary School | 5th Renewal | GC Litter and Waste |
| Scoil Bhríde | Primary School | 5th Renewal | GC Litter and Waste |
| Scoil Eoin Naofa | Primary School | 6th Renewal | GC Litter and Waste |
| Scoil na mBuachaillí | Primary School | 5th Renewal | GC Litter and Waste |
| St. Multose N.S | Primary School | 5th Renewal | GC Litter and Waste |
| Bright Sparks | Pre-School | 6th Renewal | GC Energy |
| Knockskeagh N.S | Primary School | 6th Renewal | GC Energy |
| Newmarket Boys N.S | Primary School | 6th Renewal | GC Energy |
| Our Lady of Mercy N.S | Primary School | 6th Renewal | GC Energy |
| St. Patrick's B.N.S | Primary School | 6th Renewal | GC Energy |
| St. Joseph's Infant School | Primary School | 7th Renewal | GC Marine |
| St. Mary's N.S | Primary School | 7th Renewal | GC Marine |
| Walterstown NS | Primary School | 7th Renewal | GC Marine |
| Gaelscoil De hIde | Primary School | 8th Renewal | GC Travel |

2.9. National Broadband Plan (NBP)-update Fibre Roll-out

Fibre Roll-out

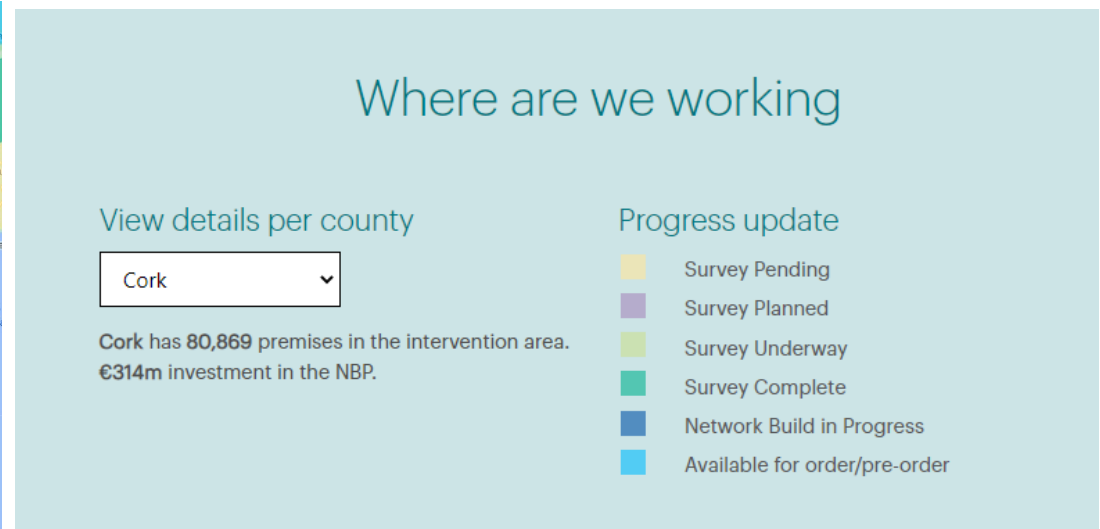
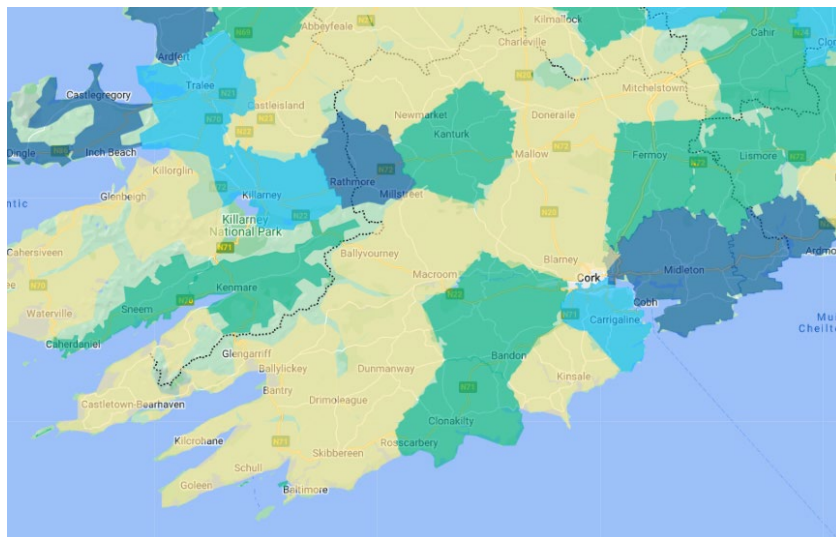
NBI rely on their parent website at <https://nbi.ie/> to provide information on the National Broadband Contract. Website <https://nbi.ie/nbp-project-progress/> provides detail on the roll-out progress and the website advises the number of premises in the Intervention Area has grown by 17K since commencement of the project. NBI also advise the roll-out programme remains on target to be delivered within the originally planned 7-year programme. The latest national roll-out progress is reported as:

- Premises under construction to grow by 43%, to 221,000 homes (40% of the 7-year target)
- Premises available to order set to increase by 266% to 128,000 homes
- Premises passed to grow by 219% to 102,000 homes

The website provides progress report numbers at a national level.

Network build is substantially complete in Carrigaline DA and NBI are presently working in Midleton, Youghal and Rathmore DA's. Surveying works are complete at Kanturk, Templemartin, Clonakilty, Fermoy and Tallow DA's. Approx. 67,000 premises across Cork County area will ultimately benefit from access to high speed broadband constructed under the National Broadband Contract

An overview of planned NBI broadband roll-out activity across the county is captured from the <https://nbi.ie/where-are-we-working/> website and is presented below.



Website <https://nbi.ie/where-are-we-working/> can be hovered over to identify status of the individual DA's and such detail across the county is presented in the table below:

Environment/Climate Action/Emergency Services/Rural Broadband

| Deployment Area | # Premises in County Cork | Status |
|-----------------|---------------------------|-------------------|
| Carrigaline | 5687 | Ready to connect |
| Midleton | 8307 | Build in Progress |
| Youghal | 2233 | Build in Progress |
| Rathmore | 2089 | Build in Progress |
| Fermoy | 3797 | Survey Complete |
| Kanturk | 3861 | Survey Complete |
| Tallow | 831 | Survey Complete |
| Templemartin | 6113 | Survey Complete |
| Clonakilty | 5632 | Survey Complete |

| Deployment Area | # Premises in County Cork | Status |
|-----------------|---------------------------|----------------|
| Abbeyfeale | 44 | Survey Pending |
| Ballingeary | 835 | Survey Pending |
| Bantry | 3747 | Survey Pending |
| Carriganimmy | 4011 | Survey Pending |
| Charleville | 2220 | Survey Pending |
| Dunmanway | 4261 | Survey Pending |
| Eyeries | 1467 | Survey Pending |
| Grenagh | 6120 | Survey Pending |
| Kilcrohane | 457 | Survey Pending |
| Killavullen | 3164 | Survey Pending |
| Kinsale | 3354 | Survey Pending |
| Lauragh | 400 | Survey Pending |
| Meelin | 2441 | Survey Pending |
| Mitchelstown | 1588 | Survey Pending |
| Schull | 2264 | Survey Pending |
| Skibbereen | 3587 | Survey Pending |

Environment/Climate Action/Emergency Services/Rural Broadband

NBI continue to operate a dedicated e-mail service at reps@nbi.ie for Elected Representative queries and news items are published at <https://nbi.ie/news/updates/>. NBI advise of issuing news items direct to relevant Elected Representatives.

Receiving the grants of €1000 each under the RISE Community Fund supported by NBI were the Castlelyons Community Centre, with plans to install a mobile booster to extend the benefits of high-speed connectivity in the area; Carrigaline GAA, to enable internet availability throughout the club grounds and use technology to enhance training methods; Carrigaline Mens Sheds, to install a smart TV into their newly built facility and give access to videoconferencing and online resources; and Courtbrack Community Centre, which will be bolstering its online capabilities to better serve everyone in the community as well as digitise some of its key functions including introducing online banking for the first time.

Broadband Connection Points

The Minister for Rural and Community Development, Heather Humphreys, officially opened a number of projects in North Cork on 29th April '22 which received DRCD funding. The Minister took the opportunity to visit the BCP at Ballindangan during her visit to North Cork. During her talk to Elected Representatives and to the local community, the Minister remarked on Cork County having a higher number of BCP's than any other LA.

A total of 24 BCP's are now completed across the county and are operational. Remote working is being accommodated at a number of BCP's.

The Council continues to support the Broadband Connection Points (BCPs) initiative and is co-funding the monthly broadband retail service costs at BCP's. Many of the BCP's are now benefitting from Town and Village funding support and availing of grant funding to purchase furniture and fittings to enhance remote working opportunities.

Grant applications under the €5 million Government Grant Connected Hubs Call 2022 scheme, totalling in excess of €300K, were lodged by a total of 6 BCP's across the county. The Connected Hubs Call 2022 aim is to add additional capacity to the existing remote working infrastructure in Ireland by upgrading existing hubs and Broadband Connection Points (BCPs). Congratulations to Laharn, Bere Island and Castlelyons for their success in the grant application process for their projects as listed in the table below.

| Hub Name | Town/Area | County | Funding Offered | Project Description |
|---------------------------------|-------------|--------|-----------------|---|
| Laharn Heritage Centre | Mallow | Cork | €36,500 | A significant focus of this application is to install advanced audio/visual equipment which will provide substantial opportunity for the BCP and provide a platform for future engagement with some of the support programmes being promoted by the Department. |
| Bere Island Heritage Centre BCP | Bere Island | Cork | €12,217 | The workspace that will be developed will consist of another desk, office chair, monitor, connection point and partitions. |
| Castlelyons Community Centre | Fermoy | Cork | €60,841 | With the addition of solar PV panels and heat pump system we will reduce our energy costs and the carbon footprint of the community centre and will eliminate the use of fossil fuels in the building. This will be achieved through the installation of an Air to Water heat pump in the Boilerhouse which will be connected to the existing hot water heating system. The project will also enhance the green image of the Community Centre as an environmentally sustainable building which will serve the community for future generations. These building enhancements and cost saving measures will ensure the long-term viability of this key infrastructure which serves as the heart of the community. |

Environment/Climate Action/Emergency Services/Rural Broadband

On 15th April, Minister Humphreys announced a €15M Community Centre Investment Fund to support community groups with the upgrade and development of their Community Centre facilities which may have become aged and dilapidated over time. Further info on the fund can be viewed at <https://www.gov.ie/en/service/fec91-community-centres-investment-fund/><https://www.gov.ie/en/service/fec91-community-centres-investment-fund/>. Funding will be available under 3 Categories with grants of between €10,000 and €300,000 available.

Approved Category 1 type projects up to a value of €25K will allow communities to undertake upgrade works on a fully funded basis. Such funding opportunity is anticipated to have wide applicability and be of interest to managers of many community facilities, including managers of BCP sites. The closing date for applications is Thursday 14th July 2022.

The BCP's that are now operational are categorized by MD as follows:

- Bandon-Kinsale MD
 - Clogagh Community Hall and Riverstick Community Centre
- Cobh MD
 - Whitechurch Community Centre
- Fermoy MD
 - Ballindangan Community Centre, T.O Park Community & Sports Centre, Castlelyons Community Centre and The Old Mill, Castletownroche
- Kanturk-Mallow MD
 - Glash School Community Centre, Laharn Heritage Centre and The Old Schoolhouse, Dromina
- Macroom MD
 - Aghabullogue Community Centre, Aubane Community Centre, Ballydaly Community Hall, Courtbrack Community Centre and Ionadh Áise, Renaniree
- East Cork MD
 - Inch Community Centre
- West Cork MD
 - Bere Island Heritage Centre, Castletownkenneigh Community Centre, Clonakilty ETB, Coláiste Phobal Cléire, Lisavaird Community Centre, Mealagh Valley Community Centre and Sherkin Island Community Hall and Caheragh Community Centre.

Fibre installation to the BCP at Glengarriff Community Centre (West Cork MD) is complete and a date for activation of the broadband is being pursued with NBI.

WiFi4EU

Under the WiFi4EU initiative, the European Commission wishes to promote free Wi-Fi connectivity for citizens and visitors in public spaces such as parks, squares, public building, libraries, health centres, and museums across Europe through the installation of state-of-the-art Wi-Fi equipment in the centres of community life.

Environment/Climate Action/Emergency Services/Rural Broadband

County Council secured 4 vouchers under the WiFi4EU award procedures and each of these vouchers supports EU funded infrastructural investment. There is an additional commitment from the Irish Government to match fund the EU investment. Accordingly, the combined EU and Irish Government grant associated with the WiFi4EU scheme is up to a maximum of €120,000.

Cork County Council has appointed Paradyn to undertake installation of access points across the county. Global shortages of semi-conductor electronic components and general supply chain difficulties are presenting a risk to completion of the project.

Cork County Council has applied to EU for an extension of time to complete the project, citing global shortage of electronic components for required equipment manufacture as the background reason.

(07_2022_W)

Coordination and compilation of report led by Caroline Healy, assisted by the Support Services Team Environment, Climate Action, Emergency Services & Rural Broadband Directorate and edited by Ted O'Leary, Senior Exec Officer.
Tel: 021 4532757 -- email: ted.oleary@corkcoco.ie