

Environment/Climate Action/Emergency Services/Rural Broadband



MANAGEMENT REPORT OF THE CHIEF EXECUTIVE TO: SOUTHERN COMMITTEE – OCTOBER 2022 ENVIRONMENT/CLIMATE ACTION/EMERGENCY SERVICES/RURAL BROADBAND

<i>Environmental Enquiries & Incident Reports. How to contact us:</i>		
Subject	Email	Phone
Civic Amenity Sites & Recycling	recycling@corkcoco.ie	(021) 4285518
Waste & Litter complaints	antilitterunit@corkcoco.ie	(021) 4285518
Other Waste Enquiries	antilitterunit@corkcoco.ie	(021) 4532700
Water, Air, Noise, Agric, other...	environ@corkcoco.ie	(021) 4532700
Veterinary/Animal Welfare	vets@corkcoco.ie	(021)4285405
Access to Information on the Environment (AIE)	aie.requests@corkcoco.ie	(021) 4532700
You can also make a range of environmental enquiries and reports via YourCouncil.ie		

LOUIS DUFFY
DIRECTOR OF SERVICE
DATE: OCTOBER 2022

Environment/Climate Action/Emergency Services/Rural Broadband

1. PART 1 NEWS & UPDATES	4
1.1 REPORT INDICATES THAT MORE THAN HALF OF ALL SEPTIC TANKS ARE FAILING.	4
1.2 WASTE	6
1.2.1 LAUNCH OF THE ANTI-DUMPING INITIATIVE PROJECTS 2022	6
1.2.2 BEST PRACTICE GUIDELINES FOR CONSTRUCTION & DEMOLITION (C&D) PROJECTS	7
1.2.3 DEVELOPMENT OF END-OF-WASTE CRITERIA FOR RECYCLED AGGREGATES	7
1.2.4 USE OF CCTV FOR WASTE ENFORCEMENT PURPOSES	7
1.3 WASTE ENFORCEMENT REGIONAL LEAD AUTHORITY (WERLA)	8
1.3.1 THE CIRCULAR ECONOMY AND MISCELLANEOUS PROVISIONS ACT 2022	8
1.3.2 SINGLE-USE COFFEE CUPS	8
1.3.3 DEPOSIT RETURN SCHEME (DRS) IN IRELAND FOR PLASTIC BOTTLES AND ALUMINIUM CANS	8
1.3.4 REPAK ELT TO ADOPT NEW BRAND IDENTITY	8
1.4 CLIMATE ACTION & ENERGY UPDATE	9
1.5 COMMUNITY ENVIRONMENTAL AWARENESS PROGRAMMES	11
1.5.1. REUSE REPUBLIC EVENT – 25 TH OCTOBER	11
1.5.2. SUSTAINABLE DEVELOPMENT GOALS WEEK - 20-26 SEPTEMBER - RELOVE PAINT CAMPAIGN	11
1.5.3. ANTI-DUMPING CAMPAIGN 2022	13
1.5.4. GREEN SCHOOLS – CASE STUDY	13
1.6 CHANGE IS IN THE AIR – NEW SOLID FUEL REGULATIONS	14
1.7 FIRE & EMERGENCY SERVICES NEWS AND UPDATES	15
1.7.1 OFFICIAL OPENING OF MACROOM FIRE STATION	15
2. PART 2 WORK PROGRAMME REPORTS FOR Q2 2022	16
2.1 FIRE & BUILDING CONTROL	16
2.1.1 FIRE OPERATIONS	16
2.1.2 FIRE PREVENTION	17
2.3 WATER	21
2.3.1 PUBLIC DRINKING WATER MONITORING PROGRAM 2022:	21
2.3.1 PRIVATE DRINKING WATER COMPLIANCE MONITORING	21
2.3.2 BATHING WATER COMPLIANCE PROGRAMME 2021	22
2.3.4 AGRICULTURAL INSPECTION PROGRAM	25
2.3.5 SEPTIC TANKS - MORE THAN HALF ARE FAILING INSPECTION.	25
2.3.6 UPDATE ON SEPTIC TANK INSPECTION PROGRAM 2013 – 2021	26
2.3.7 UPDATE ON TRACKING OF COMPLIANCE WITH ADVISORY NOTICES 2013 – 2021	26

Environment/Climate Action/Emergency Services/Rural Broadband

2.3.8	DWWTS GRANT PAYMENTS BY CORK COUNTY COUNCIL (TO 30/09/2022)	27
2.3.9	MUNICIPAL WASTEWATER SAMPLING PROGRAMME	28
2.3.10	TRADE WASTE WATER DISCHARGE LICENSE INSPECTION PROGRAM – S4 WATER POLLUTION ACT (WPA) LICENCES	30
2.4	AIR & NOISE	31
2.4.1.	NUMBERS OF LICENSES UNDER AIR POLLUTIONS ACTS AND RELATED REGULATIONS	31
2.4.2.	INSPECTIONS UNDER AIR POLLUTION ACTS AND RELATED REGULATIONS	32
2.4.3.	COAL REGULATIONS –LOW SMOKE ZONE INSPECTION PROGRAM	33
2.4.4.	COAL REGULATIONS – NON-BAN AREA INSPECTION PROGRAM	33
2.4.5.	COAL REGULATIONS –MOBILE/MULTI-AGENCY CHECKPOINTS	33
2.5.	WASTE	34
2.5.1.	INSPECTIONS 1ST JULY-30 TH SEPTEMBER 2022	34
2.5.2.	CIVIC AMENITY SITES	35
2.5.3.	DECISIONS MADE WASTE FACILITY PERMIT & WASTE CERT OF REGISTRATION APPLICATIONS JULY 1ST – SEPT 30 TH	36
2.5.4.	BRING SITES	37
2.5.5.	LITTER FINES - ENVIRONMENT DIRECTORATE LITTER WARDENS YTD 2022*	37
2.5.6.	LITTER FINES BY CATEGORY - ENVIRONMENT DIRECTORATE LITTER WARDENS	38
2.5.7.	LITTER FINES - MUNICIPAL DISTRICT LITTER WARDENS YTD 2022	38
2.5.8.	ANTI LITTER UNIT & OTHER ENVIRONMENTAL COMPLAINTS BY TYPE	39
2.5.9.	ANTI LITTER UNIT & OTHER ENVIRONMENTAL COMPLAINTS BY MDC	39
2.5.10.	ANTI LITTER UNIT STATISTICS	40
2.5.11.	PROSECUTIONS (UNDER WMA 1997)	40
2.6.	VETERINARY & FOOD SAFETY	41
2.6.1.	NO. OF DOG LICENCES ISSUED	41
2.6.2.	NO. OF DOG FINES ISSUED	41
2.6.3.	NO. OF REGISTERED DOG BREEDING ESTABLISHMENTS	41
2.6.4.	APPROVED/REGISTERED FOOD PREMISES	42
2.6.5.	CONTROL OF HORSES	42
2.7.	ENERGY MANAGEMENT	43
2.7.1.	SEAI	43
2.8.	GREEN SCHOOLS PROGRAMME	48
2.9.	NATIONAL BROADBAND PLAN (NBP)-UPDATE FIBRE ROLL-OUT	50

1. Part 1 News & Updates

1.1 Report Indicates that more than half of all septic tanks are failing.

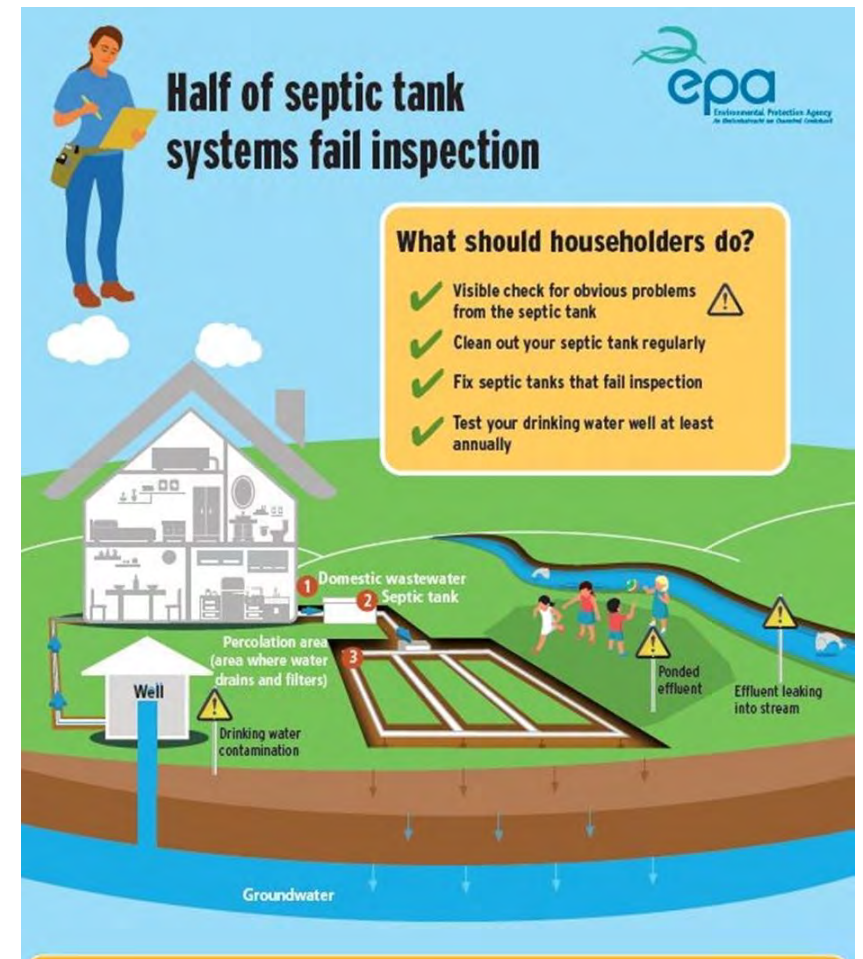
The Environmental Protection Agency (EPA) recently published their [Annual Domestic “Septic Tank” inspection report for 2021](#). There are nearly **500,000 domestic wastewater systems** in Ireland, mostly septic tanks **of which an estimated 60,000 are in Co. Cork**. The report found that of the inspections carried out by local authorities nationally, **over half (53%) of treatment systems failed** inspection in 2021, (**60% failed in Co. Cork**). This is broadly consistent with results in previous years.

The key message for householders is that, if not constructed and maintained properly, faulty systems can contaminate groundwater including household wells posing a significant risk to health. Nitrogen and phosphorus in septic tank effluent can also cause pollution to surface waters i.e rivers, lakes, and beaches. The advice is that householders with private wells should have their wells tested at least once a year, while all septic tanks should be properly maintained and regularly desludged.

The EPA requires all Local Authorities to carry out septic tank inspections on a risk basis. Inspections are focused on treatment systems located near rivers and in areas with shallow soils, both of which increase the risk to water quality including household wells. Although the number of inspections carried out is small- 60 in Cork County in 2021, 113 in 2022 - the results of these inspections are likely broadly indicative of condition of domestic septic tanks generally within the county.

In terms of addressing the problems identified by the inspection programme,

- Nationally 75% of systems which failed inspection between 2013 and 2021 had been fixed by 31/12/2021, but delays in resolving older failures is a concern.
- In Co. Cork 86% of the 389 systems which failed inspection between 2013 and 2021, had been fixed by end 2021, with 91% being fixed as at end June 2022.



Environment/Climate Action/Emergency Services/Rural Broadband

A limited grant scheme of up to €5,000 is in place for householders, however the conditions applicable mean it is available to only a limited number of householders;-

- *Systems must have been registered by the owner before February 2013*
- *It must have been inspected by Cork County Council under the EPA's National Inspection Plan **Or***
- ***Be*** *located in a [Priority Area for Action \(PAA\)](#) or in a [High Status Objective Catchment Areas](#) under the national River Basin Management Plan*

Further info on septic tank grants can be found on the www.gov.ie website

Grant supports for householders in relation to septic tanks has been the subject of debate at recent meetings of full council and the Environment, Climate Action & Biodiversity Strategic Policy Committee (SPC). At their September meeting the SPC agreed matter would be referred back to full council with a recommendation that the Minister be asked to relax the requirement to have registered your treatment system before February 2013 and to broaden the scope and availability of grant support for the renewal and repair of septic tanks generally.

Further information and guidance on septic tanks is available on the EPAs website at [Septic tanks | Environmental Protection Agency \(epa.ie\)](http://www.epa.ie), while info on private wells can be found at <https://www.epa.ie/environment-and-you/drinking-water/>

You can also contact Cork County Councils Environment Directorate at 021 4532700, environ@corkcoco.ie, or septicTankgrants@corkcoco.ie for further information and assistance.

(07_2022_W)

1.2 Waste

1.2.1 Launch of the Anti-Dumping Initiative Projects 2022

Cork County Council has been successful in securing funding of over €108,000 under the Waste Enforcement Regional Lead Authority (WERLA) **Anti-Dumping Initiative 2022**. The funding will support 18 diverse projects that aim to tackle illegal dumping in Cork County.

Project 1	Schull Pier & Harbour Clean Up	€4,561.00
Project 2	Bandon Bridge Woodland Walk Cleanup	€15,000.00
Project 3	Your Country, Your Waste	€15,000.00
Project 4	Enhancement of Bantry Walkways	€3,750.00
Project 5	Forestry Clean up at Killavullen and Bweeng	€10,000.00
Project 6	West Cork Islands Community Clean up	€9,366.93
Project 7	Big Belly Bins – Cobh Promenade	€1,850.00
Project 8	Blackspots Clean up Monkstown	€1,000.00
Project 9	Equipment for Communities	€4,643.74
Project 10	Blackspot Clean up at Grenagh	€1,250.00
Project 11	West Cork Beaches Enhancement	€3,849.98
Project 12	Clean Up Little Island	€363.20
Project 13	Bantry Bay Shoreline	€3,075.97
Project 14	Blackspot Clean ups Watergrasshill	€283.75
Project 15	Waste Hotspots Innishannon Planter Initiative	€4,995.00
Project 16	Blackspot Cleanups Countywide	€15,000.00
Project 17	West Cork Islands Scrap Vehicle Amnesty	€7,000.00
Project 18	Ocean Plastics Project – Secondary Schools	€7,796.00



A press release on the launch of the Anti-Dumping Initiative Projects 2022 was issued in late September to coincide with a Billboard and Radio Campaign against illegal dumping. Images of locals and community groups that engage in litter picking activities were used for the press release, while before-and-after photos of some of the projects were pushed out on social media to round out the campaign. See further details on the launch and the ADI initiative 2022 at www.corkcoco.ie and [environment Facebook page](#)

1.2.2 Best Practice Guidelines for Construction & Demolition (C&D) Projects

Updated Best Practice Guidelines on the preparation of Waste Management Plans for C&D Project have been published by EPA - Resources | Environmental Protection Agency (epa.ie)

The objective of the updated guidelines is to promote the use of circular design and construction principles in line with the EU and national Circular Economy objectives.

Training in the application of these guidelines will be developed by the Construction Industry Federation (CIF) soon.

1.2.3 Development of End-of-waste criteria for recycled aggregates

End-of-waste criteria determine when a **material ceases to be classified as a waste**, allowing it to be marketed for use as a 'product', on an equal footing to non-waste derived products. The Environmental Protection Agency (EPA) is the competent authority in Ireland for decisions relating to end-of-waste criteria.

While to date, the EPA has made a small number of single-case decisions on end-of-waste applications for various materials, the decisions have related to specific operators only. To date, no national-level end-of-waste criteria have been made in Ireland.

A significant proportion of end-of-waste applications that the Agency has on hand relate to recycled aggregates. The failure to develop national level general end-of waste-criteria for c&d waste has been raised many times by elected members and the EPA have acknowledged that the number of applications on hand is unsustainable, given the Agency's current resources which they also acknowledge is unsatisfactory for applicants and other stakeholders. The Agency have announced that it's prioritising the development of national-level end-of-waste criteria for recycled aggregates with the ambition of notifying the European Commission of a draft decision towards the latter part of this year.

This issue was discussed at a meeting of the Environment, Climate Action & Biodiversity SPC on the 6th of September last, and while committee members welcomed the EPA's announcement, they were nevertheless of the view that the criteria being prioritised were narrow and that a much broader range of national level end-of-waste criteria were required to support circular economy programmes. A draft notice of motion to this effect will be referred to full council shortly for debate.

1.2.4 Use of CCTV for Waste Enforcement Purposes

The **Circular Economy and Miscellaneous Provisions Act 2022** includes among its provisions gives power to LAs to use GDPR-compliant technologies such as CCTV for waste enforcement purposes. This addresses a gap that has existed over recent years arising from a Data Commissioner ruling that prevented the use of such technologies for environmental enforcement. The new powers are however subject to development of detailed guidance by DECC, it will be a number of months before the new powers become operational.



1.3 Waste Enforcement Regional Lead Authority (WERLA)

1.3.1 The Circular Economy and Miscellaneous Provisions Act 2022

The Circular Economy and Miscellaneous Provisions Act 2022 has become law, underpinning Ireland's shift from a "take-make-waste" linear model to a more sustainable pattern of production and consumption, that retains the value of resources in our economy for as long as possible and that will to significantly reduce our greenhouse gas emissions.

A significant action provided for, under the new legislation, will see Local Authorities empowered to use GDPR-compliant technologies such as CCTV to detect and prevent unsightly and illegal dumping and littering. Take following [Link](#) for further information on the Act.

1.3.2 Single-use coffee cups

Regulations to apply levy (and what rate) are being drafted and will be the subject of consultation shortly.

1.3.3 Deposit Return Scheme (DRS) in Ireland for plastic bottles and aluminium cans

DRSI (Deposit Return Scheme Ireland) CLG is a new, not-for-profit company set up by producers. DRIS will be the operator of the Deposit Return Scheme (DRS), their application having been approved by the Minister in July last.

DRSI's approval provides a vital foundational element of the Deposit Return Scheme (DRS) project. This gives DRIS the legal standing to establish and develop a DRS in co-operation with producers and retailers.

The DRS project will be launched in October of this year & DRIS will progress the development and rollout of bespoke IT, financial and reverse vending machine infrastructure over the course of 2023.

1.3.4 Repak ELT to adopt new brand identity

REPAK ELT who have been operating the end of life tyre (ELT) scheme is rebranding to Circol ELT.

Circol confirms the schemes continued commitment to the circular economy and sustainability in the waste management sector. The changeover from Repak ELT to Circol ELT commenced in July and is due for completion by end of September 2022.



(09_2022_N)

1.3.5. Enhancement of WERLA Staff Structures

Colman Kelly has been appointed as the WERLA Coordinator. Nicholas Bond and Caoimhín Nolan have been appointed as Senior Waste Enforcement Officers. Niall Dunne has been appointed to Exec role. Recruitment of two further Temp Exec and two Grade 4 assistant staff officers ongoing.

1.4 Climate Action & Energy Update

Climate Action Regional Office (CARO) – (Cork Co Co is lead authority for Atlantic Seaboard South Region)

CARO - Local Authority Climate Action Plan Guidance and Support

The signing of ministerial order requiring LAs to commence process of drafting **LA Climate Action Plans** is imminent we believe. By law latest date for signing of order is end Dec 2022

A Draft Guidance document for LAs on the preparation of Climate Action Plans has been developed by CARO office. This draft guidance now also covers the question of Decarbonization Zones (such as Macroom) and how they can be progressed.

Framework Contracts developed by CARO, which allow Local Authorities nationwide access to specialist climate action consultants is now also in place. Local Authorities have already begun using the rapid mini-tender process to appoint consultants to assist in key tasks for their climate action plans.

CARO - Guidance for the Climate Adaptation of Regional & Local Roads

Roads Guidance Document

The guidance document for Local Authority Roads staff dealing with issues arising from Climate Change (such as more temperature-resilient road designs) will be completed on schedule in Q4. Additional proposed work on Green Procurement and measures to lower the carbon footprint of road construction and maintenance are being considered with partners in the Department of Transport.

CARO - Coastal Erosion:

Coastal Guidance Document

A final report on Coastal Erosion and the challenges for Local Authorities has been developed by working group including stakeholders from other state agencies and departments and has been approved by City and County Management Association (CCMA). CARO is currently engaging with the Department of Housing Local Government and Heritage (DHLGH) re funding to draft a guidance document for Local Authority staff dealing with coastal change issues.

EU Horizon Project: Coastal Erosion Vulnerability/Habitats.

CARO along with Cork County Council and UCC/MaREI have been successful along with European partners in Portugal and Norway in securing funding for a Horizons Europe “Lighthouse” demonstrator project focused on the issues of Coastal Erosion Vulnerability/Habitats. The project will focus on soft engineering measures to protect coastlines via Habitat Restoration and Coastal Resilience measure, all with a high level of engagement with community partners. Funding to the Irish contingent is in the order of €370,000 over an initial 4 year period. The project is currently at initiation stage, with clarifications and questionnaires being prepared for the Commission, with a key element being identification of demonstrator sites and local community partners in the Cork region.

CARO - Energy Manual for LA Municipal Buildings

An Energy Manual to assist Local Authorities in managing various building types from Libraries to Leisure centres is at an advanced stage and will be made available to Local Authority practitioners in Q4, to assist in energy management issues.

CCC Climate Action & Energy Office programmes;

In anticipation of ministerial order to commence LA Climate Action Plans, **KPMG** were appointed in August to start gathering required baseline data. That is progressing well. **Installation of LED lighting** completed on the 12 originally selected sites, further sites are being identified

A **Building Energy Audit** on key council facilities is near completion. Current Gas/Electricity price levels have raised questions on the viability of some renewable energy upgrade proposals

DECC has given approval for **Climate Action Officer** post funded from Climate Action fund. DoT is funding appointment of a **Green Procurement Officer** with aim of mainstreaming green procurement in design, construction and maintenance

1.5 Community Environmental Awareness Programmes

1.5.1. Reuse Republic Event – 25th October

October sees the return of the **Reuse Republic** event which has not taken place in recent years due to Covid. This year's event takes place in **IRD Duhallow in Newmarket on Tuesday 25th October 2022 from 2-7pm**. Taking place during National Reuse Month, the event will bring together national and local reuse initiatives to exhibit their services and showcase how individuals and communities can take action to reduce their consumption and positively impact climate. An exciting series of workshops themed around reuse and waste prevention, including bike repair, furniture upcycling, composting and reducing single use plastic will take place on the day.

Check out the council's environment [Facebook page](#) for more info



Katherine Corkery (CCC), Jessica Baron and Anne O' Connor (IRD Duhallow), Trisha Lewis (Trishas Transformation), Deputy Mayor of the County of Cork Cllr. Deirdre O'Brien, and Michelle Green (CCC), pictured at the launch of Reuse Republic Event.

1.5.2. Sustainable Development Goals Week - 20-26 September - Relove Paint Campaign

Ireland's first annual Sustainable Development Goals (SDG) Week took place from 20 – 26 September with all local authorities were invited to take part. The Environmental Awareness Office took the opportunity to promote **Relove Paint**, a true example of the circular economy in action, with unwanted paint being collected at our civic amenity sites and remixed, recoloured and sold by our social enterprise partners as a quality paint back into the community.

Throughout SDG week we ran a radio campaign on Red FM and 96 and 103FM as well as a social media campaign promoting the Relove Paint project and encouraging people to responsibly dispose of their paint at civic amenity sites.

12 RESPONSIBLE CONSUMPTION AND PRODUCTION

SDG Week 2022

www.relovepaint.ie

#reloveit

RELOVE PAINT
QUALITY REMIXED PAINT,
MADE IN CORK.

Delivering the circular economy locally

www.relovepaint.ie

#reloveit

RELOVE IT!

12 RESPONSIBLE CONSUMPTION AND PRODUCTION

SDG Week 2022

RELOVE PAINT
QUALITY REMIXED PAINT,
MADE IN CORK.

Always bring unwanted paint to your local civic amenity site

1.5.3. *Anti-Dumping Campaign 2022*

An anti-dumping campaign ran for a two-week period starting Monday 26th September. The campaign ran across a number of platforms including billboards in all Municipal Districts, radio advertising on Red FM, 103 & 96 FM and social media. The campaign assets were developed by the Regional Waste Offices and were made available to all Local Authorities to promote locally. Key messages of the campaign encouraged people to take responsibility for their waste, to dispose of their waste either by kerb site collections or at civic amenity sites as well as asking them to report illegal dumping to the anti-litter unit. Pictured is an example of the promotional materials developed.



1.5.4. *Green Schools – Case Study*

Muinefliuch National School who received their Green Flag for Global Citizenship Litter & Waste earlier this year, were also awarded the National Global Citizenship School of the Year Award in May this year. They were commended for a number of actions undertaken over two years including a huge improvement on global citizenship awareness as outlined by their global awareness surveys. They also created a new wormery, built a playground using natural resources and sent in pictures to their local newspaper. Instead of a Day of Action, they had a whole Week of Action with a different theme each day so all levels of the school could participate. They held a special flag raising day on May 23rd to celebrate their achievements. They are now embarking on their next theme Global Citizenship Energy and are looking forward to learning all about energy and climate change.



1.6 *Change is in the air – new solid fuel regulations*

New Solid Fuels Regulations come into effect on 31 October 2022 effectively introducing a nationwide ban on smoky solid fuel, not just coal.

Specifically the regulations specify that;

A person shall not ...burn...place on the market, sell, supply or distribute for heating purposes in a domestic or licensed premises—

- (a) solid fuel that is not an approved solid fuel, or
- (b) sod peat.

Approved fuels must comply with IS311 or ISO17225:

Coal products and manufactured solid fuels must have a smoke emission rate of less than 10 grams per hour.

Manufactured biomass products must have a smoke emission rate of less than 5 grams per hour

Coal products and manufactured solid fuels, including manufactured biomass products, must have sulphur content less than 2%, reducing to 1% by Sept 2025

Wood sold <2m3 will is required to have a moisture content of 25% or less reducing to 20% by Sept 2025,

This is primarily a public health initiative aimed at improving air quality both indoors and outside. Both the Dept of Environment, Climate & Communications (DECC) and council's Environment Directorate have been communicating with operators in the sector and will continue to promote public awareness of these changes over the coming months.



(09_2022_S)

1.7 Fire & Emergency Services News and Updates

1.7.1 Official Opening of Macroom Fire Station



On Monday 26 September last Macroom's new state-of-the-art fire station was officially opened by the Mayor Cllr Danny Collins and Minister for Housing, Local Government and Heritage, Darragh O'Brien TD.

The new fire station, located on Gurteenroe Road next to Macroom's new Garda Station, allows easy access to the new bypass for a service which responds to approximately 150 incidents per year including house fires, road traffic collisions, chimney fires as well as gorse, hill and grass fires. The new fire station will be staffed by a local crew of 10, in total, which includes a station officer, sub-station officer, driver mechanic and 7 firefighters.

Designed by Cork County Council staff and constructed by Cahalane Brothers' Construction, the new fire station is a state-of-the-art building, tied to the national network of fire service mobilisation and communications centres. The new fire station, with a total floor area of approximately 308 m² and is universally accessible.

Sustainability was a key driver in the development of the new station. Cork County Council is an All-Ireland Pollinator Plan Partner and in line with that plan, the grassed areas around the fire station will be managed to support wild-life and pollinators. Rainwater will be harvested and stored in a large attenuation tank located in the drill yard and will be used for training purposes. Renewable energy was integrated into the design with PV panels to provide sustainable energy and an air source heat pump installed for both hot water and space heating. The building also complies with the Part L Building Regs - *Nearly Zero Energy Building (NZEB) standards*.

(10_2022_S)

2. Part 2 Work Programme Reports for Q2 2022

(DATA IS UP TO THE END OF Q2 UNLESS OTHERWISE STATED)

2.1 Fire & Building Control

2.1.1 Fire Operations

Fire Operations	
Total number of turnouts to fires	404
Average of turnout times	287.10secs
Average of response times	1003.78secs
% of calls with a response time of less than 10 minutes	22.03%
% of calls with a response time of between 10 and 20 minutes	37.13%
% of calls with a response time greater than 20 minutes	23.02%
Total number of turnouts to non-fire emergencies	294
Average of turnout times	283.41secs
Average of response times	858.11secs
% of calls with a response time of less than 10 minutes	26.19%
% of calls with a response time of less than 20 minutes	47.62%
% of calls with a response time greater than 20 minutes	15.99%

* The Munster Regional Communications Centre recently changed data recording systems. Comparative data for 2021 is not currently available.

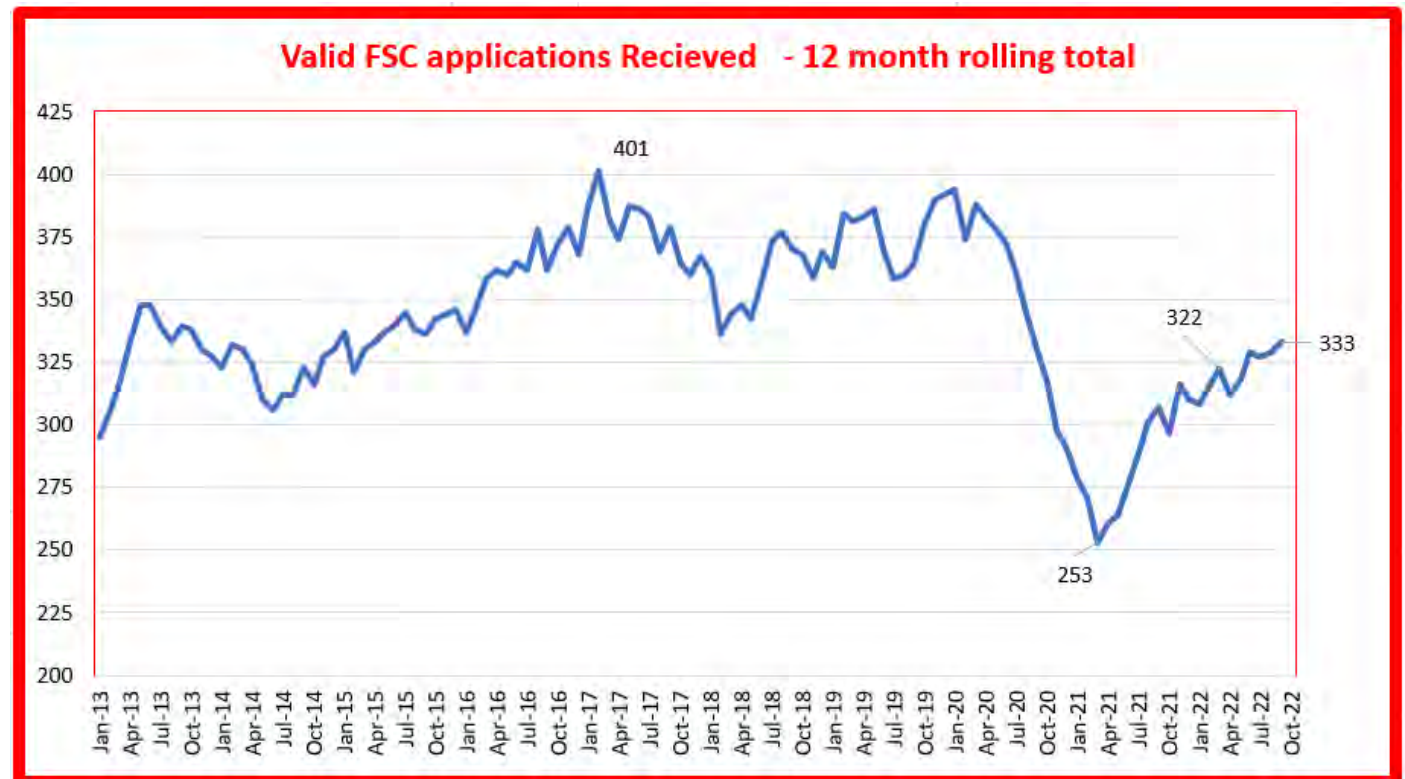
2.1.2 Fire Prevention

Fire Prevention

Fire Safety Certificates (FSC)

The following tables show the number of FSC applications received and decided i.e granted month by month, together with a graph showing trend of 12 month rolling total of FSC applications received.

Month	No. FSC recd	No. FSC decided
January 2022	11	18
February 2022	23	17
March 2022	34	27
April 2022	22	34
May 2022	45	29
June 2022	45	21
July 2022	32	34
August 2022	28	30
September 2022	27	34
Total to end Q3	267	244



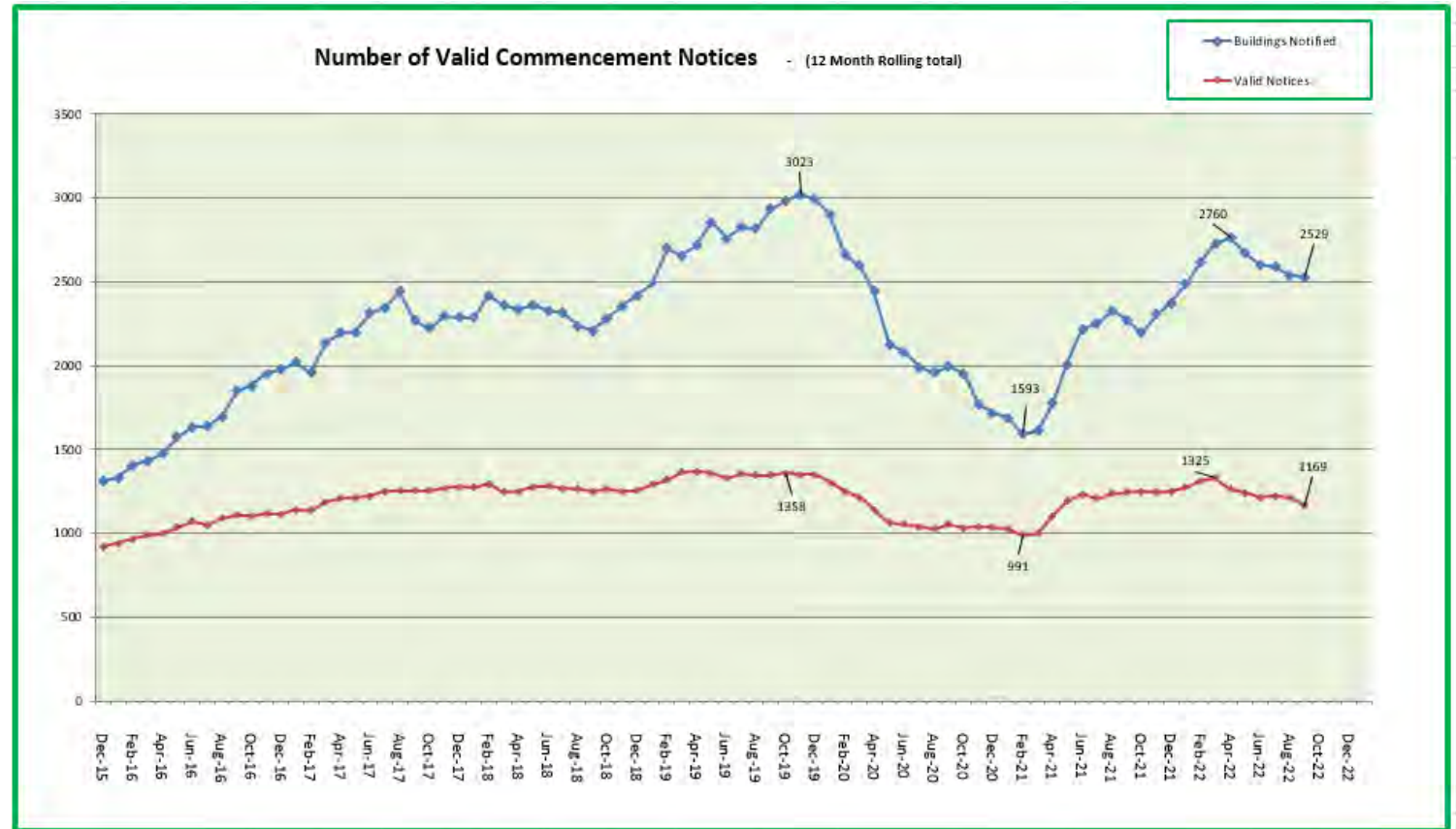
Environment/Climate Action/Emergency Services/Rural Broadband

Building Control

Commencement Notices and 7 Day Notices

The following tables show the number of valid Commencement Notices (CN) & 7 Day Notices (7DN) received on a month-by-month basis to end of last quarter and the number of buildings covered by those notices. A graph showing trend of the 12-month rolling total over time is also included, together with the data that underpins it.

Month	No. of Notices made valid (CN + 7DN)	No. of Buildings covered
January 2022	94	204
February 2022	95	243
March 2022	115	257
April 2022	98	310
May 2022	121	203
June 2022	107	247
July 2022	113	185
August 2022	110	180
September 2022	79	195
Total	932	2024



NB : the difference between the number of Notices and buildings is mostly accounted for by housing estates.

Environment/Climate Action/Emergency Services/Rural Broadband

Buildings - Per Month								
	2015	2016	2017	2018	2019	2020	2021	2022
January	62	87	133	134	200	115	88	204
February	98	169	106	234	448	204	110	243
March	89	120	300	245	200	136	151	257
April	139	176	232	205	265	111	277	310
May	97	201	209	235	376	59	292	203
June	118	174	284	250	151	106	318	247
July	168	176	208	195	262	170	200	185
August	111	168	266	189	181	149	226	180
September	152	305	132	103	221	258	205	195
October	138	170	124	197	245	205	128	-
November	66	139	211	287	329	144	252	-
December	69	89	82	145	111	57	125	-
	1,307	1,974	2,287	2,419	2,989	1,714	2,372	2,024

Notices - Submitted Per Month								
	2015	2016	2017	2018	2019	2020	2021	2022
January	50	70	94	93	128	82	72	94
February	67	91	90	110	137	83	50	95
March	63	88	136	88	133	96	105	115
April	87	95	117	120	126	54	158	98
May	74	111	117	146	137	59	147	121
June	86	121	130	134	101	95	132	107
July	121	99	127	112	138	124	105	113
August	70	111	116	112	104	90	117	110
September	88	106	106	91	93	119	125	79
October	102	98	95	112	123	98	103	-
November	66	81	95	81	73	82	80	-
December	46	43	52	57	55	52	54	-
	920	1,114	1,275	1,256	1,348	1,034	1,248	932

Buildings - Per Quarter								
	2015	2016	2017	2018	2019	2020	2021	2022
Quarter 1	249	376	539	613	848	455	349	704
Quarter 2	354	551	725	690	792	276	887	760
Quarter 3	431	649	606	487	664	577	631	560
Quarter 4	273	398	417	629	685	406	505	0

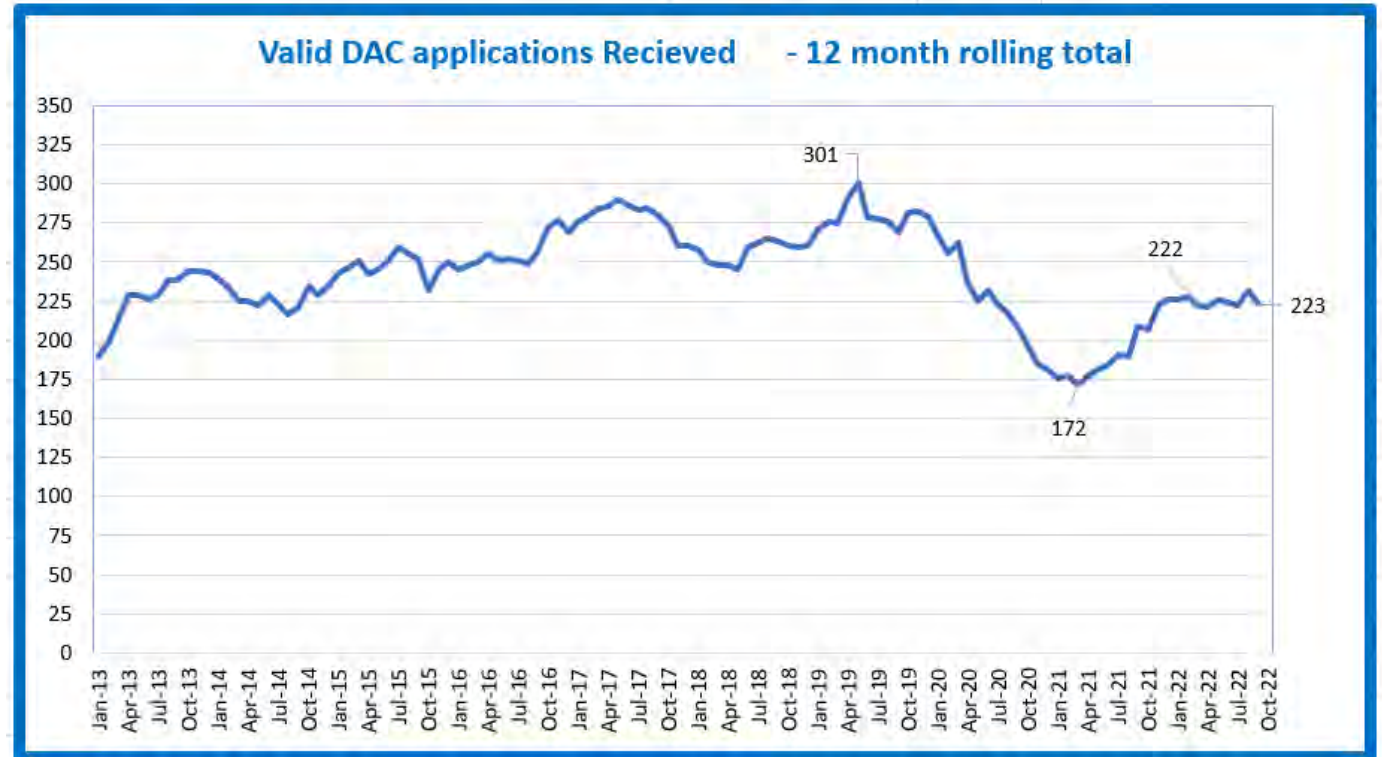
Notices - Submitted Per Quarter								
	2015	2016	2017	2018	2019	2020	2021	2022
Quarter 1	180	249	320	291	398	261	227	304
Quarter 2	247	327	364	400	364	208	437	326
Quarter 3	279	316	349	315	335	333	347	302
Quarter 4	214	222	242	250	251	232	237	0

Environment/Climate Action/Emergency Services/Rural Broadband

Disability Access Certificates (DAC)

The following figures show the number of DAC applications received and decided i.e granted on a month-by-month basis to end of last quarter. Also included is a graph showing the trend of the rolling 12 month total over time.

Month	No. DAC received	No. DAC decided
January 2022	13	15
Feb 2022	14	9
March 2022	16	16
April 2022	16	21
May 2022	31	29
June 2022	23	20
July 2022	21	28
August 2022	23	11
Sept 2022	14	17
Total	171	166



2.3 Water

2.3.1 Public Drinking Water Monitoring Program 2022:

Covid-19 update:

The planned public water supply sampling programme is progressing, and on target.

No of Public drinking water supplies	No of samples scheduled for 2022	No of samples taken by end-Q3 2022	No of parameters scheduled for analysis in 2022	No of parameters analysed by end-Q3 2022	% of parameters Compliant with Drinking Water Standards by end-Q3 2022
151*	889*	634	15,540	10,235	99.3%
<i>Q3/2021</i>	<i>979</i>	<i>895</i>	<i>17,113</i>	<i>15,609</i>	<i>99.4%</i>

*Subject to revision, based on updated monitoring requirements specified by Irish Water (including network closures/consolidation).

Under the terms of our Service Level Agreement (SLA) with Irish Water, the Environment Directorate delivers an extensive sampling & testing programme in relation to public drinking water supplies. Summary data on progress against overall targets is given below. It is not currently possible to break this data down by Municipal District.

Detailed information on individual water supplies can be found at <https://www.water.ie/water-supply/water-quality/>.

2.3.1 Private Drinking Water Compliance Monitoring



Covid-19 update:

The HSE had previously advised that sampling at nursing homes could recommence in Q2/Q3, subject to the incidence rate of Covid-19 at the time, as well as the agreement by management at individual nursing homes. Given the continued risk of Covid-19, as well resource constraints within the laboratory, sampling at nursing homes remained suspended in Q3, but will be reviewed for Q4. In Q3 2022 continued priority was given to schools and creches and to re-testing supplies which had issues, with many coming back into compliance. Q3 also saw reinstatement of sampling at private supply hotels/ B&Bs and Sports clubs.

Sampling of Group Water Schemes has not been affected by Covid-19 restrictions with outdoor monitoring points accessible at all supplies.

Private WS supply type	No of drinking water Private supplies	No of samples scheduled for 2022	No of samples taken by end-Q3 2022	No of parameters scheduled for analysis in 2022	No of parameters analysed by end-Q3 2022	% of parameters Compliant with Drinking Water Standards up to end-Q3 2022
Private Group WS	25	50	34	800	498	98.4 %
<i>Q3/2021</i>	<i>25</i>	<i>50</i>	<i>45</i>	<i>950</i>	<i>731</i>	<i>94.6 %</i>
Small private supplies	101*	202	164	3,686	2,506	97.1 %
<i>Q3/2021</i>	<i>159*</i>	<i>200</i>	<i>124</i>	<i>3,600</i>	<i>2,141</i>	<i>96.4%</i>

* Number stated is number of supplies prioritised to be monitored based on a risk assessment (e.g. schools, crèches, nursing homes, etc.). This number may be reviewed during the year, depending on Covid-19 incident rate. Approximately 400 Small Private Supplies in County Cork.

Environment/Climate Action/Emergency Services/Rural Broadband

2.3.2 Bathing Water Compliance Programme 2021

Note: Bathing Season monitoring extends from mid-May to mid-September. In addition to bathing water sampling and testing outlined below, the Water Quality Laboratory also undertakes environmental education activities as required by the Blue Flag rules. This year, on-the-beach activities were scheduled for May and June, laboratory staff assisted by a number of NGOs plans to engage with schools. Beach activities were held on a number of beaches with students learning about beach ecology and the importance of keeping our beaches clean along with water safety instruction from Cork Co. Council's Water Safety Development Officer.

In May, An Taisce announced that our Blue Flag beaches retained their flags and that two additional beaches have been awarded Blue Flag. Youghal Front Strand regained its Blue Flag (last awarded a Blue Flag in 2011) while Fountainstown was awarded a Blue Flag (last awarded in 1991). The total number of beaches managed by Cork County Council is 29. An Taisce also announced the Green Coast Award beaches. All our existing Green Coast beaches retained their flags. Inchydoney East beach and Fountainstown are two sites in the country which have both a Blue Flag and Green Coast Awards. Cork County boasts the highest number of Green Coast beaches in Ireland. Below table outlines the planned bathing water monitoring programme for 2022.

Below table outlines bathing water monitoring programme for 2022, with the bathing water monitoring results for 2021 re-stated in section 2.1.3.1

Total No of beaches in monitoring programme 2022	No of samples scheduled for 2022 Bathing water Season (May – Sept)	No of samples taken 2022	No. of compliant samples <i>E.Coli <500 AND I. Enterococci <100</i>	No of non-compliant samples 2022 <i>E. coli > 500 OR I. Enterococci >100</i>
29	177	202	197	5
By End – 2021	181	190	184	6

On the 14th of August 2022, bathing water contamination was observed by the lifeguards and the public in the Warren beach and in the interest of public health the beach was closed; a **Prohibition Notice** was issued and investigations began. Samples were taken on 15/09/2022 and the results that the water quality had not deteriorated. For certainty, a second sample was taken, and results again confirmed that the water quality was excellent, and the prohibition notice was lifted on 18/08/2022.

A weather warning was issued on Sunday 04/09/2022 for heavy rain and high winds in County Cork, in the interest of public safety **11 Prior Warning Notices** were issued to Garretstown, Coolmaine, Inchydoney West and East, Warren, Tragumna, Barleycove, Oysterhaven, Cadogans Strand, Red Strand and Ballyrisode these beaches were deemed at risk of water quality deterioration due to the impact of the weather event. Our scheduled sampling of all beaches, due on the Monday 05/09/2022 had to be postponed on Health & Safety grounds and was rescheduled for Wednesday 07/09/2022. All beaches were sampled on this date, except Owenahincha, Garretstown and Sheep's Head, Dooneen Pier again due to poor weather conditions. Following the sampling that did take place on 07/09/2022 the Prior Warning Notices were lifted from Coolmaine, Tragumna, Barleycove, Oysterhaven, Red Strand and Ballyrisode on 09/09/2022. However, due to high levels of bacteria detected in Inchydoney West and East and Fountainstown samples, **3 Advisory Notices** were issued Not to Swim at these beaches. Following resampling, when it was safe to do so, on the 13/09/2022, the Advisory Notices were lifted from the Inchydoney beaches on 15/09/2022 and Fountainstown on 19/09/2022

Environment/Climate Action/Emergency Services/Rural Broadband

2.3.2.1 Bathing water quality status for Identified & Blue flag beaches

Municipal District	Identified Bathing water	2022 Blue Flag Award	2021 Blue Flag Award	2020 Blue Flag Award	2020 Bathing water status (2017-2020 results)	2021 Bathing water status	2022 Bathing Water Status*
Bandon/Kinsale	Coolmaine	No	No	No	Good	Good	To be determined by EPA
	Garrylucas	Yes	Yes	Yes	Excellent	Excellent	To be determined by EPA
	Garretstown	Yes	Yes	Yes	Excellent	Excellent	To be determined by EPA
Carrigaline	Fountainstown	Yes	No	No	Excellent	Excellent	To be determined by EPA
East Cork	Garryvoe	No	No	No	Sufficient	Sufficient	To be determined by EPA
	Redbarn	Yes	Yes	Yes	Excellent	Excellent	To be determined by EPA
	Youghal Claycastle	Yes	Yes	Yes	Excellent	Excellent	To be determined by EPA
	Youghal Front strand	Yes	No	No	Good	Excellent	To be determined by EPA
West	Barleycove	Yes	Yes	Yes	Excellent	Excellent	To be determined by EPA
	Inchydoney West	Yes	Yes	Yes	Excellent	Excellent	To be determined by EPA
	Inchydoney East	Yes	Yes	n/a	Excellent	Excellent	To be determined by EPA
	Ownahincha	Yes	Yes	Yes	Excellent	Excellent	To be determined by EPA
	Tragumna	Yes	Yes	Yes	Excellent	Excellent	To be determined by EPA
	Warren	No	Yes	No	Excellent	Good	To be determined by EPA

11 Identified Bathing waters attained Blue flag for the 2022 bathing season - Barleycove, Fountainstown, Garretstown, Garrylucas, Inchydoney East, Inchydoney West, Owenahincha, Redbarn, Tragumna, Youghal Claycastle, Youghal Front Strand.

*The EPA is the sole arbiter of Bathing Water status, and this is based on 20 samples over 4 years. The status shown here is based on EPA/HSE criteria for assessment of a single sample

Environment/Climate Action/Emergency Services/Rural Broadband

2.3.3.2 Bathing water quality status for Green Coast Awards & candidate beaches

Municipal District	Beach	2022 Green Coast Award	2021 Green Coast Award	2020 Green Coast Award	2020 Bathing water status (2017-2020 results)	2021 Bathing Water Status (2018-2021)	2022 Bathing water status*
Bandon/Kinsale	Oysterhaven	Yes	No	Yes	Good	Excellent	To be determined by EPA
Carrigaline	Rockybay	Yes	Yes	Yes	Excellent	Excellent	To be determined by EPA
	Fountainstown	Yes	Yes	Yes	Excellent	Excellent	To be determined by EPA
East Cork	Ring Beach	Yes	Yes	Yes	Excellent	Excellent	To be determined by EPA
	Inch Beach	Yes	Yes	Yes	Excellent	Excellent	To be determined by EPA
	Shanagarry (Ardnahinch)	Yes	Yes	Yes	Excellent	Excellent	To be determined by EPA
West Cork	Ballyrisode	Yes	Yes	Yes	Excellent	Excellent	To be determined by EPA
	Cadogens	Yes	Yes	Yes	Excellent	Excellent	To be determined by EPA
	Cape Clear Is.	No	No	No	Good	Excellent	To be determined by EPA
	Galleycove	Yes	Yes	Yes	Excellent	Excellent	To be determined by EPA
	Garinish	Yes	Yes	Yes	Excellent	Excellent	To be determined by EPA
	Inchydoney East	Yes	Yes	Yes	Excellent	Excellent	To be determined by EPA
	Red strand	Yes	Yes	Yes	Excellent	Excellent	To be determined by EPA
	Dooneen	Yes	Yes	Yes	Excellent	Excellent	To be determined by EPA
	Sherkin island	Yes	Yes	Yes	Excellent	Excellent	To be determined by EPA

14 no. applications for Green Flag beaches submitted to An Taisce for the 2022 bathing season were awarded in June 2022.

*The EPA is the sole arbiter of Bathing Water status, and this is based on 20 samples over 4 years. The status shown here is based on EPA/HSE criteria for assessment of a single sample.

Environment/Climate Action/Emergency Services/Rural Broadband

2.3.4 Agricultural Inspection Program

No of farm inspections scheduled for 2022	Municipal District	No of farm inspections undertaken 1/1/2021 to 31/12/2021	No of farm inspections undertaken 1/1/2022 to 30/9/2022	No of warning letters sent	% of farms with non compliances detected	No. of Cross reports to DAFM	% of farms with Cross reports to DAFM
794	Carrigaline	36	19	7	37%	1	5%
	Bandon/ Kinsale	82	51	13	25%	1	2%
	Macroom	70	45	16	36%	0	0%
	Cobh	65	39	11	28%	1	2.6%
	East Cork	82	64	14	22%	2	3%
	Fermoy	134	102	25	24%	1	1%
	Mallow/Kanturk	143	111	24	22%	3	2.7%
	West Cork	103	79	21	27%	1	1%
Total		715	510	131	26%	10	2%

2.3.5 Septic Tanks - more than half are failing inspection.

Municipal District	No. of Septic Tank inspections scheduled for period 2022	No. of Septic Tank inspections undertaken for period 1/1/22 -30/09/22	No of non-compliant systems identified	% non- compliances identified	No. of Advisory Notices issued	No. of Advisory Notices Complied with
Carrigaline	9	9	6	67%	6	3
Bandon/Kinsale	15	16	5	31%	5	0
Macroom	19	22	12	55%	11	6
Cobh	9	8	6	75%	6	3
East Cork	9	7	5	71%	5	2
Fermoy	15	14	4	29%	3	0
Mallow/ Kanturk	15	15	10	67%	10	2
West Cork	22	22	11	50%	11	2
Total	113	113	59	52%	57	18

Notes;

- Under the 2022-2026 Domestic Waste Water Treatment Systems National Inspection Plan, (NIP), the minimum number of inspections has increased from 60 in 2021 to 113 in 2022 & 136/annum from 2023 -2026
- There is small variation between scheduled & actual inspections in some divisions in order to achieve required number of inspections in each risk zone, & to group inspections for more efficient work.

The 2022-2026 National Inspection Plan identifies 3 Risk Zones.

Risk Zone 1; These are areas where DWWTS pose a higher relative risk to surface waters. NIP requires 18 inspections in Zone 1 in 2022.

Risk Zone 2; These are areas where DWWTS pose a higher relative risk to private wells. NIP requires 77 inspections in Zone 2 in 2022.

Risk Zone 3; Zone 3 covers the rest of the country. NIP requires 18 inspections in Zone 3 in 2022.

Sites for inspection have been selected in compliance with the requirements of the NIP.

Environment/Climate Action/Emergency Services/Rural Broadband

2.3.6 Update on Septic Tank Inspection Program 2013 – 2021

	No. of Septic Tank inspections scheduled for period 1/7/2013 to 31/12/2021	No. of Septic Tank inspections undertaken to 31/12/2021	No of non-compliant systems identified	% non-compliances identified	No. of Advisory Notices issued	No. of Advisory Notices Complied with by 30/9/2022
Total	684	700	389	56%	389	362

2.3.7 Update on Tracking of Compliance with Advisory Notices 2013 – 2021

National Inspection Plan Domestic Wastewater Treatment System Inspections			Number of Advisory Notices Complied with in				No of Advisory Notices Not Complied with by 30/09/2022	
Dates of Inspections	No of inspections	>12 months	< 3 months	4-6 months	7-12 months	>12 months	>6 months	>12 months
1/7/2013 – 31/12/2014	146	79	25	19	17	17	0	1
1/1/2015 - 31/12/2015	99	58	9	19	18	11	0	1
1/1/2016 – 31/12/2016	102	68	25	16	8	18	0	1
1/1/2017 – 31/12/2017	112	63	10	17	2	25	0	9
1/1/2018 – 31/12/2018	60	21	6	3	2	9	0	1
1/1/2019 – 31/12/2019	60	31	8	12	3	7	0	1
1/1/2020 – 31/12/2020	59	32	7	6	3	10	0	6
1/1/2021 – 31/12/2021	62	37	8	15	7	0	7	0

Notes;

- We continue to engage with all householders who have not yet complied fully with their Advisory Notices.
- There are 9 notices not complied with for 2017. 8 of these are in one location & are liaising with Irish Water re provision of public sewer.

Environment/Climate Action/Emergency Services/Rural Broadband

2.3.8 DWWTS Grant Payments by Cork County Council (to 30/09/2022)

Grant Scheme	2014	2015	2016	2017	2018	2019	2020	2021	2022
National Inspection Plan	2 Grants €3,151	8 Grants €17,185	9 Grants €18,282	6 Grants €15,031	3 Grants €6,867		4 Grants €7,177	No Applications	3 Grants €11,606
High Status Areas	N/A	N/A	N/A	N/A	N/A		N/A	1 Incomplete Application	1 Grant paid €5,000 1 applications submitted, & approved, works in progress
Priority Areas for Action	N/A	N/A	N/A	N/A	N/A		N/A	2 referrals to LAWPro for Approval.	1 application submitted & approved, works in progress.

Notes;

- Total of 38 DWWTS grants, worth €96,174, have been paid out since 2014, by Cork County Council.
- All grant payments have been recouped from Department of Housing, Local Government & Heritage.
- The grant schemes for High Status Areas, & Priority Areas for Action, were not available until 2020.

Key Message

Too much sludge in the tank is one of the reasons for non-compliance in over 50% of cases. Householders are encouraged to desludge their septic tanks using an authorized desludging contractor every 2-3 years. A list of local authorized desludging contractors is available from the Environment Directorate at Inniscarra.

2.3.9 *Municipal Wastewater Sampling Programme*

Note: Full completion of public wastewater regulatory sampling and testing programme.

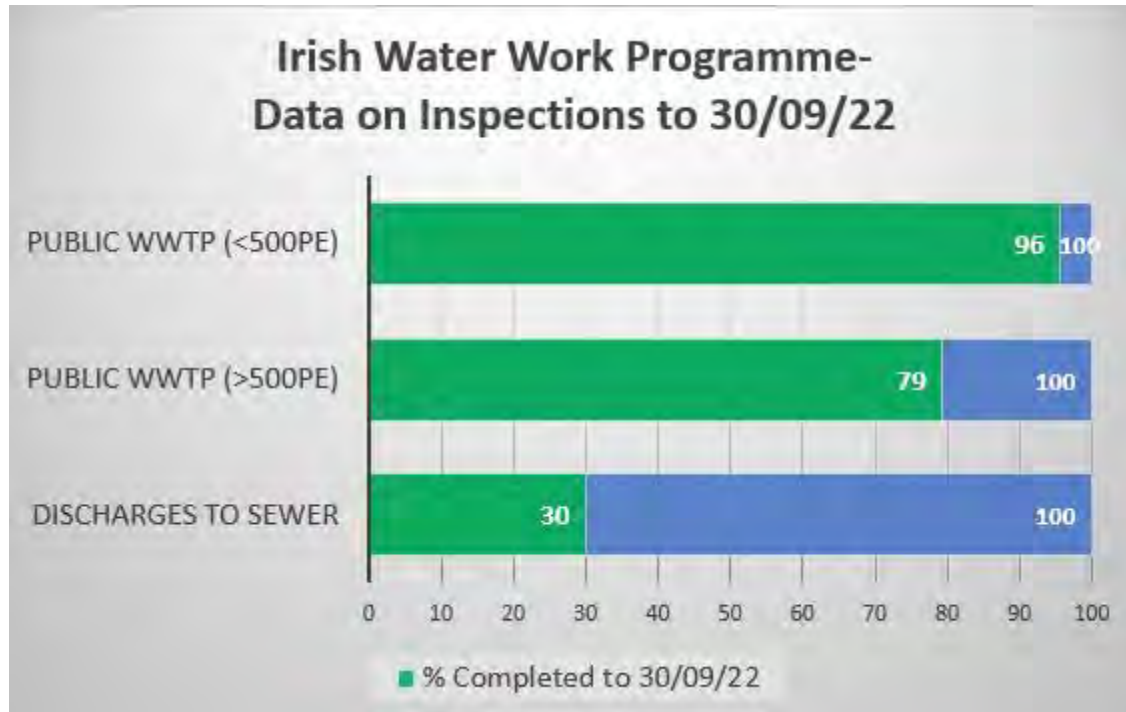


Figure 1: IW Work Programme- Inspections

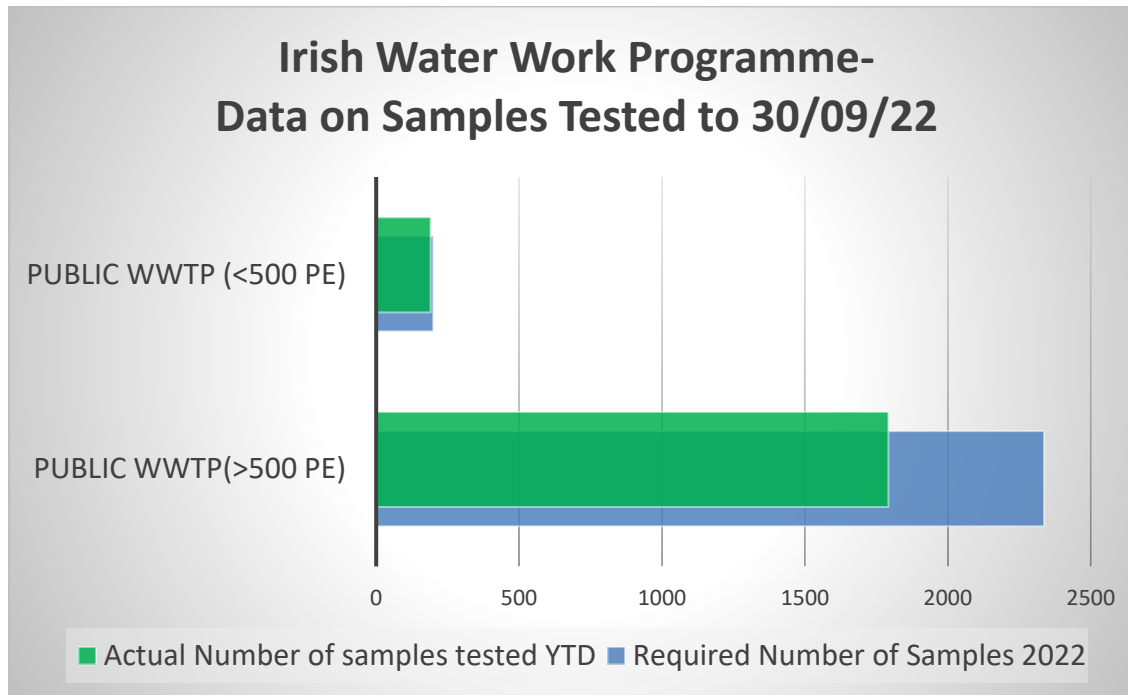


Figure 2: IW Work Programme – Samples

Under the terms of our Service Level Agreement (SLA) with Irish Water, the Environment Directorate delivers an extensive sampling & testing programme in relation to public waste water treatment systems. Summary data on progress against overall targets is given above. More information on individual municipal treatment plants can be found via the Irish Water website; <https://www.water.ie/wastewater/compliance/>. Compliance information for individual plants is available via the EPA’s website at <https://gis.epa.ie/EPAMaps/SewageTreatment>.

Environment/Climate Action/Emergency Services/Rural Broadband

2.3.10 Trade Waste Water Discharge License Inspection Program – S4 Water Pollution Act (WPA) licences

No. of S4 Inspections scheduled		No inspections undertaken YTD				
	Target	Q1	Q2	Q3	Q4	Σ
Carrigaline	21	0	3	0	0	3
Bandon-Kinsale	27	1	9	2	0	12
Macroom	25	1	0	0	0	1
Cobh	18	0	5	5	0	10
East Cork	23	2	9	2	0	13
Fermoy	18	3	7	2	0	12
Mallow-Kanturk	52	6	12	0	0	18
West Cork	52	5	1	16	0	22
Total	236	18	46	27	0	91
% Inspection plan completed		39%				

Note:

High covid levels impacted on inspections in Q1 with access to some locations being restricted. In addition, a number of discharge licences relate to nursing homes and hospitals at which covid related access controls remain in place. Some inspections have therefore focused more on operational controls and management rather than compliance samples. Programme has been reviewed in Sept. 2022, increased resources to be assigned in Q4 with a view to increasing inspection numbers.

2.4 Air & Noise

2.4.1. Numbers of licenses under Air Pollutions Acts and related regulations

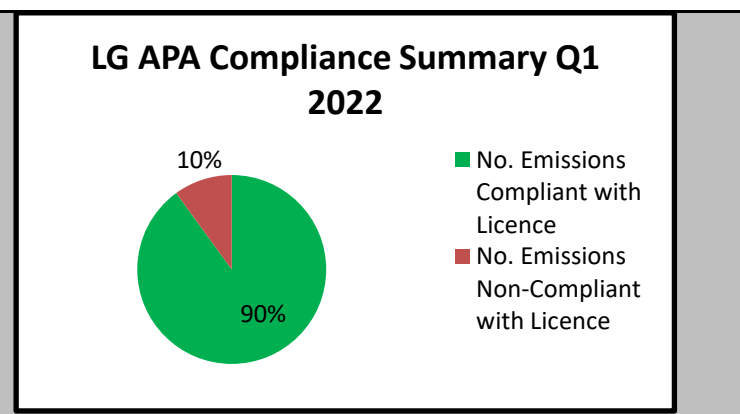
Licence Type	Municipal District	Q3 2021	Q4 2021	Q1 2022	Q2 2022	Q3 2022	+/- on Q2 2022
Air Pollution Act Licences	Bandon/Kinsale	1	1	1	1	1	0
	Carrigaline	2	2	2	2	2	0
	Macroom	1	1	1	1	1	0
	Cobh	4	4	4	4	4	0
	East Cork	0	0	0	0	0	0
	Fermoy	0	0	0	0	0	0
	Kanturk/Mallow	1	1	1	1	1	0
	West Cork	1	1	1	1	1	0
TOTAL	10	10	10	10	10	0	
Solvent Regulation Certificates (Dry Cleaners) Deco Paint Regulation Certificates (spray painters)	Bandon/Kinsale	5	5	4	5	5	0
	Carrigaline	3	3	3	2	3	1
	Macroom	0	0	0	0	0	0
	Cobh	1	1	1	1	1	0
	East Cork	4	3	3	3	1	-2
	Fermoy	4	3	2	1	3	2
	Kanturk/Mallow	3	2	2	2	1	-1
	West Cork	3	3	3	1	1	0
TOTAL	23	20	18	15	15	0	
Deco Paint Regulation Certificates (spray painters) Petroleum Vapour Certificates	Bandon/Kinsale	4	5	5	4	4	0
	Carrigaline	3	3	1	1	2	1
	Macroom	1	2	2	1	1	0
	Cobh	1	2	3	2	2	0
	East Cork	8	9	8	8	8	0
	Fermoy	3	5	5	5	5	0
	Kanturk/Mallow	6	7	6	6	6	0
	West Cork	6	6	5	4	4	0
TOTAL	32	39	35	31	32	1	
	Bandon/Kinsale	6	11	11	15	15	0

Environment/Climate Action/Emergency Services/Rural Broadband

Licence Type	Municipal District	Q3 2021	Q4 2021	Q1 2022	Q2 2022	Q3 2022	+/- on Q2 2022
Petroleum Vapour Certificates Stage II Petroleum Vapour Certificates*	Carrigaline	6	6	6	6	6	0
	Macroom	7	10	14	12	12	0
	Cobh	8	8	8	9	10	1
	East Cork	8	9	10	10	10	0
	Fermoy	13	14	14	15	15	0
	Kanturk/Mallow	7	7	9	10	9	-1
	West Cork	8	14	16	18	19	1
	TOTAL	63	79	88	95	96	1
Stage II Petroleum Vapour Certificates*	Bandon/Kinsale	n/a	n/a	n/a	0	0	0
	Carrigaline	n/a	n/a	n/a	0	0	0
	Macroom	n/a	n/a	n/a	1	1	0
	Cobh	n/a	n/a	n/a	0	1	1
	East Cork	n/a	n/a	n/a	0	1	1
	Fermoy	n/a	n/a	n/a	1	1	0
	Kanturk/Mallow	n/a	n/a	n/a	0	0	0
	West Cork	n/a	n/a	n/a	0	0	0
TOTAL	n/a	n/a	n/a	2	4	2	

2.4.2. Inspections under Air Pollution Acts and related regulations

No. Air Pollution Act Inspections scheduled		No inspections undertaken YTD				
	Target	Q1	Q2	Q3	Q4	Σ
Carrigaline	4	2	0	0	0	2
Bandon-Kinsale	2	1	0	0	0	1
Macroom	2	1	0	0	0	1
Cobh	8	4	0	0	0	4
Mallow-	2	1	0	0	0	1
West Cork	2	1	0	0	0	1
Total	20	10	Nil*			10
% Inspection plan completed		50%				



*remaining inspections are scheduled for Q3/4

Environment/Climate Action/Emergency Services/Rural Broadband

2.4.3. Coal Regulations –Low Smoke Zone Inspection Program

Year 2022	No. of Inspections Planned (Low Smoke Zone) *	Advisory Letters ¹	Inspections 2022	Non-Compliances	Warning Letters	Fines/ Enforcement Proceedings	% Overall Compliance level rel. to inspections undertaken
Q1	18	0	12	2	1	0	84%
Q2	0	0	0	0	0	0	N/A
Q3	0	0	0	0	0	0	N/A
Q4	80	0	0	0	0	0	N/A
Total	98	0	12	2	1	0	96%

2.4.4. Coal Regulations – Non-ban area Inspection Program

Year 2022	No. of Inspections Planned (Non-Ban Area) *	Advisory Letters	Inspections 2022	Non-Compliances	Warning Letters	Fines/ Enforcement Proceedings	% Overall Compliance level rel. to inspections undertaken
Q1	62	0	66	6	5	0	92%
Q2	0	0	0	0	0	0	N/A
Q3	0	0	0	0	0	0	N/A
Q4	0	0	0	0	0	0	N/A
Total	62	0	66	6	5	0	92%

2.4.5. Coal Regulations –Mobile/Multi-Agency Checkpoints

Year 2022	No. of Inspections Planned *	Advisory Letters	Inspections 2022	Non-Compliances	Warning Letters	Fines/ Enforcement Proceedings	% Overall Compliance level rel. to inspections undertaken
Q1	0	0	0	0	0	0	N/A
Q2	0	0	0	0	0	0	N/A
Q3	0	0	0	0	0	0	N/A
Q4	2	0	0	0	0	0	0
Total	2	0	0	0	0	0	0%

* Note: Coal Inspections occurs primarily in Q1 and Q4 each year i.e., during the heating season.

* Cork County Council has been informed that the government will introduce a nationwide ban on bituminous coal in September 2022. Therefore all inspections scheduled for Q4 2022 will be within Low Smoke Zones and the Non-ban area inspection program will no longer apply.

¹ The term “Advisory Letters” relates to communications issued to identified fuel suppliers and retailers at start of heating season as part of our awareness campaign, or to householders in areas identified as having problems.

Environment/Climate Action/Emergency Services/Rural Broadband

2.5. Waste

2.5.1. Inspections 1st July-30th September 2022

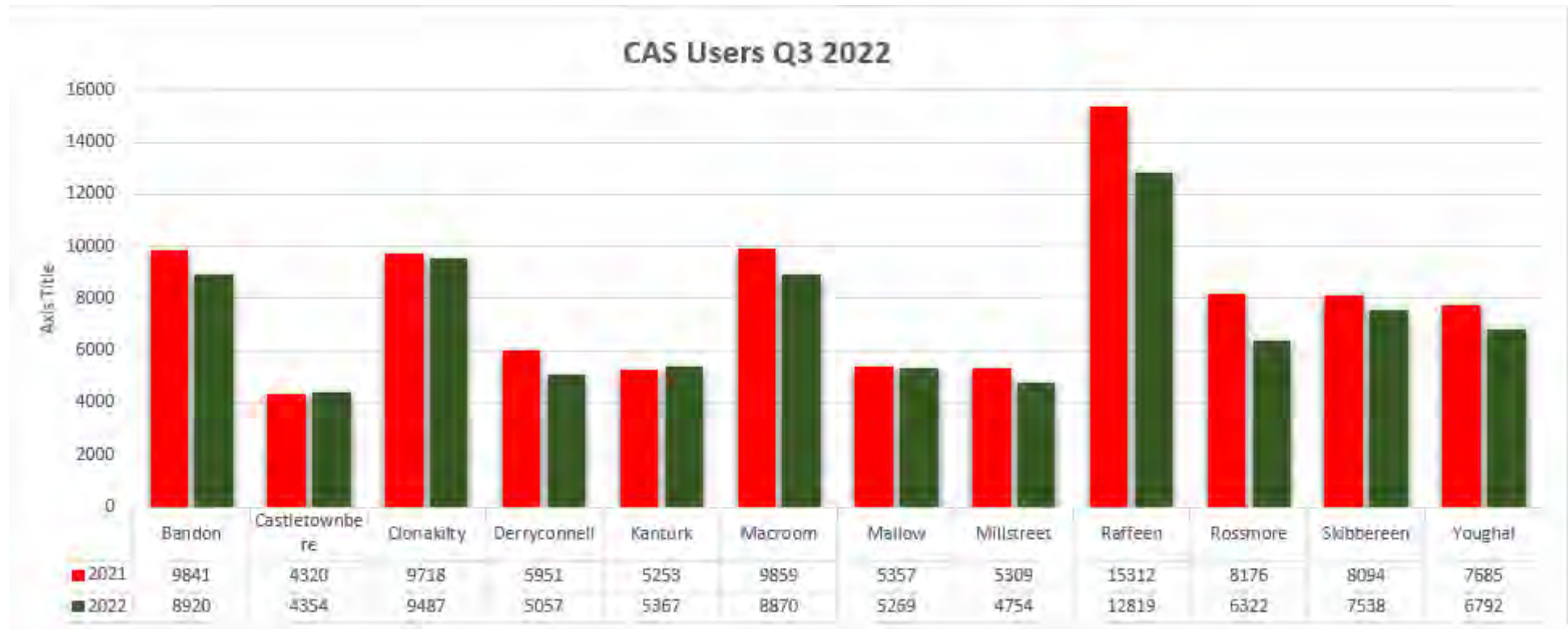
	Municipal District								
	Bandon - Kinsale	Carrigaline	Cobh	East Cork	Fermoy	Macroom	Mallow-Kanturk	West Cork	Q3Totals
Waste Facility Permit	3	1	0	0	0	2	0	2	8
Waste Collection Permit	0	0	0	0	0	0	0	0	0
Food Waste (includes domestic and commercial)	1	0	1	4	3	1	7	2	19
Unauthorised End Of Life Vehicle site	0	0	0	2	0	0	1	1	4
Producer Responsibility (WEEE/Tyres/Packaging/etc.)	11	4	9	12	3	12	20	0	71
Complaint Investigation	11	10	13	37	19	4	31	36	161
Multi-Agency Operations	1	0	0	0	0	2	0	0	3
Vehicle Checkpoints	2	0	0	0	3	1	11	0	17
Total	29	15	23	55	28	22	70	41	283

Environment/Climate Action/Emergency Services/Rural Broadband

2.5.2. Civic Amenity Sites

Zone	Location	Material	Tonnage	Tonnage	Tonnage	Tonnage	TOTAL	TOTAL
			Q1 2022	Q2 2022	Q3 2022	Q4 2022	2022	2021
1	Castletownbere	Recyclables	93.48	82.52	94.80		270.80	344.28
		Waste	71.86	71.96	83.08		226.90	312.91
	Clonakilty	Recyclables	227.59	193.56	206.34		627.49	842.98
		Waste	151.12	118.34	145.56		415.02	572.36
	Derryconnell	Recyclables	95.20	80.95	125.21		301.36	420.63
		Waste	85.86	99.68	114.18		299.72	453.40
	Skibbereen	Recyclables	76.31	79.98	83.93		240.22	328.35
Waste		47.06	40.59	47.71		135.36	176.11	
2	Bandon	Recyclables	391.82	356.76	331.49		1,026.97	1,619.27
		Waste	218.46	200.46	202.48		621.40	936.74
	Macroom	Recyclables	276.42	172.24	276.62		819.26	1,210.88
		Waste	277.15	171.62	243.79		802.88	1,183.54
	Raffeen	Recyclables	584.26	743.10	690.96		2,018.32	3,144.25
		Waste	507.70	540.34	525.44		1,573.48	2,313.94
3	Rossmore	Recyclables	292.02	232.66	349.48		1,006.71	1,574.60
		Waste	336.66	240.23	395.32		1,095.94	1,722.57
	Youghal	Recyclables	171.03	108.34	164.82		511.89	772.67
		Waste	278.98	152.18	261.22		777.66	1,151.51
4	Kanturk*	Recyclables	136.10	112.28	180.67		493.82	722.97
		Waste	190.80	124.36	215.66		619.02	756.12
	Mallow*	Recyclables	187.20	114.36	195.44		580.72	831.56
		Waste	150.88	118.40	193.86		547.32	789.50
	Millstreet*	Recyclables	118.41	36.58	125.48		369.01	638.03
		Waste	159.30	65.58	199.20		516.70	693.32

Environment/Climate Action/Emergency Services/Rural Broadband



2.5.3. Decisions made Waste Facility Permit & Waste Cert of Registration Applications July 1st – Sept 30th

Waste Facility Permit/ Certificates of Registration	Municipal District							
	Bandon -Kinsale	Carrigaline	Cobh	East Cork	Fermoy	Macroom	Mallow- Kanturk	West Cork
Q1	0	1	0	1	0	2	0	2
Q2	1	1	1	1	0	1	0	1
Q3	2	0	1	3	1	0	2	0
Q4								

Environment/Climate Action/Emergency Services/Rural Broadband

2022 Totals	3	2	2	5	1	3	2	3
2021 Totals	0	1	7	0	0	3	3	1

2.5.4. Bring sites

Material	Tonnage Q1 2022	Tonnage Q2 2022	Tonnage Q3 2022	Tonnage Q4 2022	Total 2022	Total 2021
Glass Bottles	1,528.00	1,515.39	1,641.00		4,684.39	6948.37
Beverage Cans	21.51	10.57	21.20		57.69	99.29
Food Cans	24.06	15.03	24.46		70.38	105.85

2.5.5. Litter Fines - Environment Directorate Litter Wardens ytd 2022*

MDC	Issued				Cancelled				Paid				Sent for Prosecution			
	Q1	Q2	Q3	Q4	Q1	Q2	Q3	Q4	Q1	Q2	Q3	Q4	Q1	Q2	Q3	Q4
Carrigaline	0	0	0		0	1	0		0	0	0		0	0	0	
Bandon / Kinsale	2	1	2		1	0	0		1	0	0		0	0	0	
Macroom	0	2	2		0	0	0		0	0	2		0	0	0	
Cobh	2	6	2		1	0	0		1	3	4		0	0	1	
East Cork	3	3	2		0	0	0		2	4	1		0	1	0	
Fermoy	4	2	2		0	0	0		2	2	1		0	2	0	
Kanturk / Mallow^	17	8	8		2	1	0		9	5	7		2	4	2	
West Cork	0	0	1		0	0	0		0	0	1		0	0	1	
TOTAL 2022	28	22	19		4	2	0		15	14	16		2	7	4	
TOTAL 2021	29	29	19	22	0	0	0	0	13	24	20	12	3	3	2	1

*For data on fines issued by staff of other Municipal Districts see 2.5.7.

Environment/Climate Action/Emergency Services/Rural Broadband

2.5.6. Litter Fines by Category - Environment Directorate Litter Wardens

Fine Category	Issued			
	Q1	Q2	Q3	Q4
LW detection via patrol or report Section 3(1)	26	17	18	
CCTV Section 3(2) b	0	0	0	
Duties of Occupiers Section 6	0	0	0	
Mobile outlets Section 15	0	0	0	
Unauthorised Sign Section 19	2	5	1	
TOTAL 2022	28	22	19	
TOTAL 2021	29	29	19	22

2.5.7. Litter Fines - Municipal District Litter Wardens ytd 2022

MDC	Issued				Cancelled				Paid				Sent for Prosecution			
	Q1	Q2	Q3	Q4	Q1	Q2	Q3	Q4	Q1	Q2	Q3	Q4	Q1	Q2	Q3	Q4
Carrigaline	0	0	TBC*		0	0			0	0			0	TBC*		
Bandon / Kinsale	0	0	TBC*		0	0			0	0			0	TBC*		
Macroom	0	5	TBC*		0	1			0	4			0	TBC*		
Cobh	1	1	TBC*		0	0			0	0			0	TBC*		
East Cork	0	0	TBC*		0	0			0	0			0	TBC*		
Fermoy	0	4	TBC*		0	TBC*			0	TBC*			0	TBC*		
Kanturk / Mallow	1	1	TBC*		0	TBC*			0	TBC*			0	TBC*		
West Cork	0	0	TBC*		0	0			0	0			0	TBC*		
TOTAL 2022	2	11	TBC*		0	1			0	4			0	TBC*		
TOTAL 2021	43	132	20	20	3	4	2	3	30	227	76	2	3	2	4	
Notes:	* At time of going to print on report, data for MD litter fines was unavailable – we are pursuing with Municipal Services and will update asap.															

Environment/Climate Action/Emergency Services/Rural Broadband

2.5.8. Anti Litter Unit & Other Environmental Complaints by Type

Type	Q1	Q2	Q3	Q4	Total
Air	42	66	92		
Noise	52	59	36		
Waste	336	280	254		
Waste water	27	13	16		
Water (to be categorised)	24	19	15		
Water Quality	35	11	25		
Total excl Dumping Line 2022	516	448	438		
Total excl Dumping Line 2021	747	656	553	340	2296
Notifications to Burn	20*	37*	53		
Illegal Dumping Line	60	59	6		

2.5.9. Anti Litter Unit & Other Environmental Complaints by MDC

Waste - Litter	Municipal District								Not Assigned MDC
	Bandon - Kinsale	Carrigaline	Cobh	East Cork	Fermoy	Macroom	Mallow-Kanturk	West Cork	
Q1	47	72	35	37	43	65	68	79	70
Q2	32	45	45	41	50	42	59	101	33
Q3	26	63	39	76	39	40	60	70	25
Q4									
2022 Totals	105	180	119	154	132	147	187	250	103
2021 Totals	211	471	194	319	241	216	349	301	

2.5.10. Anti Litter Unit Statistics

Anti-Litter Unit Statistics 2021	Q1	Q2	Q3	Q4	YTD 2022	Total 2021
Fly-tipping Complaint Investigations	388	330	241		959	1498
Fly-tipping Cleanup Jobs	239	181	173		593	859
Fly-Tipping Units on Litter duty (Days)	30	29	29		88	153
Waste Collected (Tonnes)	46.50	35.00	24.00		105.50	295.50

2.5.11. Prosecutions (under WMA 1997)

Q3	Municipal District							
	Fermoy	Kanturk /Mallow	Carrigaline	Macroom	Cobh	East Cork	Bandon/ Kinsale	West Cork
COMPLETE		4				3		
PENDING	2	8	2	1	3	0	4	1
TOTAL241	2	12	2	1	3	3	4	1

Environment/Climate Action/Emergency Services/Rural Broadband

2.6. Veterinary & Food Safety

2.6.1. No. of Dog Licences issued

Licence Type	Carrigaline	Macroom	Cobh	East Cork	Kanturk Mallow	Fermoy	West Cork	Bandon Kinsale	Total No. Issued as at 30/09/2022	Total 2022	Total 2021
Ordinary Dog Licences	2476	2594	2405	3201	3809	2570	3692	2626	23373	23373	27,612
									An Post 15,913		
General Dog Licences	4	11	1	5	8	8	10	7	54	54	69
									An Post n/a		
Life Time Licences	65	93	46	82	91	53	149	88	667	667	825
									An Post 206		

Total Number of Stray Dogs Entering Pound /Surrendered /Seized for period: 1st Jan 2022 – 30th September 2022 : 145

Total No. Rehomed / Reclaimed: 108 Total No. Euthanised: 37

Please note not all returns are in yet for this Qtr .

2.6.2. No. of Dog Fines Issued

Licence Type	Carrigaline	Macroom	Cobh	East Cork	Kanturk Mallow	Fermoy	West Cork	Bandon Kinsale	Total No. Issued as @ 30/09/2022	Total 2021
Fines Issued	5	19	2	63	16	26	29	46	206	177
Section 16(1) notices issued	160	169	155	207	247	166	240	176	1520	375
Prosecutions issued	5	6	0	2	1	27	5	5	51	77

2.6.3. No. of Registered Dog Breeding Establishments

Type of DBE	Carrigaline	Macroom	Cobh	East Cork	Kanturk Mallow	Fermoy	West Cork	Bandon Kinsale	Total No . of Registered Establishments as at 30/09/2022	Total 2021
Commercial Dog Breeders	0	0	0	0	3	3	2	2	10	10
Hunt/Harrier	1	4	0	3	3	5	0	4	20	20
Boarding Kennels	0	1	0	0	2	1	2	0	6	7
Charities	0	0	0	0	0	0	0	0	0	0

Environment/Climate Action/Emergency Services/Rural Broadband

Total No. Establishments.	1	5	0	3	8	9	4	6	36	37
----------------------------------	---	---	---	---	---	---	---	---	-----------	-----------

2.6.4. *Approved/Registered Food Premises*

Type of premises	Cork City	Carrigaline	Macroom	Cobh	East Cork	Kanturk Mallow	Fermoy	West Cork	Bandon Kinsale	Total 30/09/22	Total Year End 2021
Slaughter houses (Active)	2	1	0	0	3	1	5	9	1	22	22
Slaughter houses (Inactive)	0	0	0	0	0	2	1	3	1	7	7
Meat Manf. Premises	17	1	4	1	0	1	3	3	0	30	33
Reg'd Premises	0	0	2	2	2	2	1	1	0	10	10
Totals	19	2	6	3	5	6	10	16	2	69	72

2.6.5. *Control of Horses*

Category	Carrigaline	Macroom	Cobh	East Cork	Kanturk Mallow	Fermoy	West Cork	Bandon Kinsale	Total as @ 30/09/22	Total 2021
Number of Stray Horses collected	0	0	2	0	14	0	2	0	18	24
Number Reclaimed	0	0	0	0	6	0	0	0	6	8
Number Rehomed (Rescues/Charities)	0	0	2	0	8	0	2	0	12	15
Number Euthanised at Pound	0	0	0	0	0	0	0	0	0	0
Number to Sanctuaries	0	0	0	0	0	0	0	0	0	1
No. at Pound 30/09/22	0	0	0	0	0	0	0	0	0	0
No. Aborted Trips	0	1	0	1	1	0	0	1	4	5

*Note: Total recoupment payable by DAFM to LAs for horses for collection to disposal from 1st Jan, 2015 is €375 (Circular 2 2014 - reduction of €75).

2.7. Energy Management

2.7.1. SEAI

Public bodies are required under Statutory Instrument 426 of the European Union Energy Efficiency Regulations (2014) as amended to report their energy performance annually. The system by which public bodies report their energy consumption is through the Monitoring and Reporting (M&R) system, managed by the Sustainable Energy Authority of Ireland (SEAI).

Under the National Energy Efficiency Action Plan (NEEAP), Cork County Council had an energy efficiency improvement target of 51% on 2009 energy efficiency figures by 2030.

2.7.1. Energy Efficiency Status 2030 (preliminary)

At the end of 2021, Cork County Council's energy efficiency was 25.3% better than baseline. The NEEAP target glide path presented in the current SEAI monitoring and reporting scorecard is shown in Figure 1.

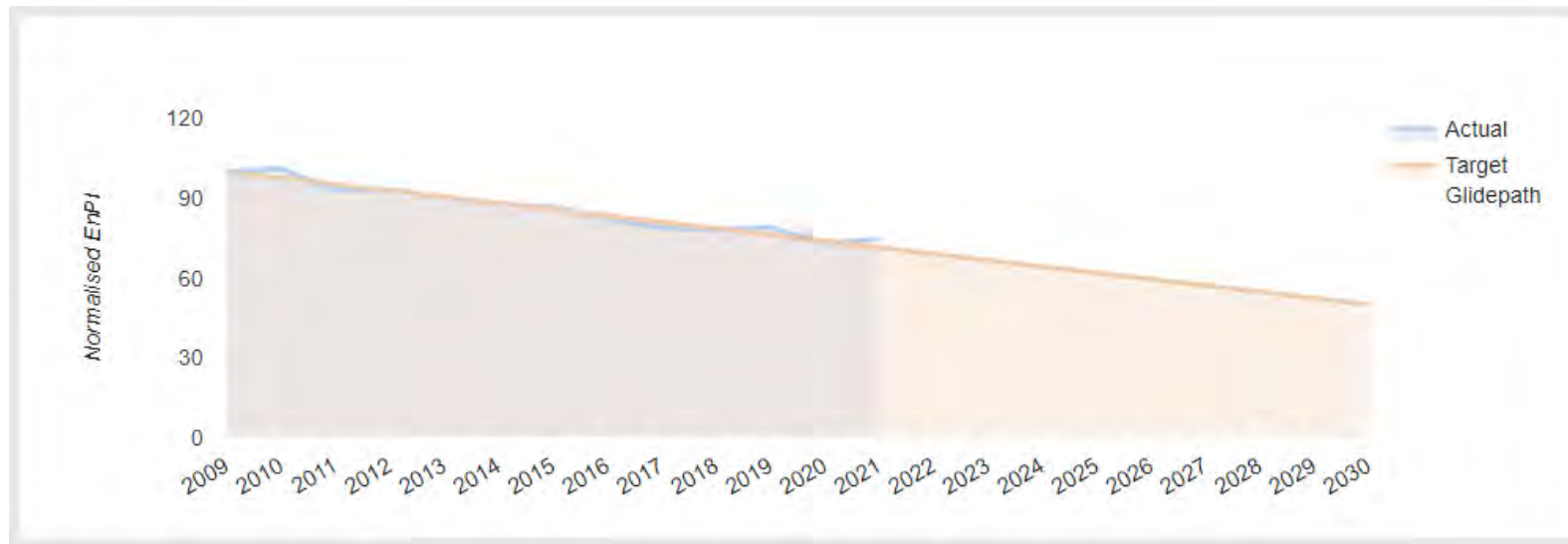


Figure 1 Cork County Council's energy efficiency performance glide path to 2030 from SEAI M&R

Environment/Climate Action/Emergency Services/Rural Broadband

The figures presented below were published by the SEAI in their Annual Report 2020 on Public Sector Energy Efficiency Performance. The major findings are as follows:

- 2.8% worse than 2020
- 25.3% better than baseline (2009)
- 49.4% improvement required by 2030

Cork County Council's 2021 scorecard is expected to be published by SEAI in October 2022.

2.7.2. Energy Management Action Plans 2022

Individual Directorates and SEUs were invited to submit Energy Management Action Plans (EMAP) for 2022. The actions for 2022 and progress to date are shown in Table 1.

Directorate	Section	Action	Comment
	Public Lighting	Public Lighting Energy Efficiency Project (RMO Project)	<i>Contracts signed 28/1/2022.</i>
Environment	Fire Stations	Millstreet/ Cobh/ Charleville – drying rooms ready	<i>Dehumidifiers on order</i>
		Mallow – insulate ceiling and walls of offices	<i>Awaiting prices</i>
	Inniscarra Env building	Replace geothermal with air-to-water heat pump/ Replace kerosene oil boilers/ LED Lighting upgrade x 4 nr . Buildings on Campus	<i>Consultants appointed- review of site has been undertaken & proposals being considered by CCC</i>
	Inniscarra Wastewater Laboratory	Replace single glazed PVC doors	<i>Action completed- doors installed</i>
	E&CC	Indoor Lighting replacement	<i>Contractor appointed; works are progressing</i>
		Building EE Audit (15 no. buildings)	<i>Desktop studies and site surveys completed, reports underway</i>
Energy Management Software (eLighthouse – Phase 3)		<i>Phase 3 Contract awarded</i>	
Roads & Transportation	Fleet Mgmt Unit	LCV EV Replacement	<i>Assessment under way to determine if all smaller vehicles can be replaced by electric vehicles (report by Oct 2022)</i>
Municipal Districts	Library Service	Fermoy – review of heating system	<i>works start date to be confirmed with contractor.</i>
		Skibbereen – windows & Retrofit of LED lights in upper floor	<i>Replacement of the existing single glaze windows</i>

Environment/Climate Action/Emergency Services/Rural Broadband

Directorate	Section	Action	Comment
		Midleton windows & roof repairs	<i>Scope of works under investigation by Architects Dept. Liaison with architect's department suggested that input from Environment Department might be sought on the feasibility of different heating systems and their value for money.</i>
		Clonakilty - Change oil fired underfloor heating to electric heating	<i>prices being sought</i>
		Bantry - Change electric underfloor heating to electric wall radiator heating & Windows	<i>Under review</i>
		Passage west – New Entrance Doors	<i>Under review</i>
		Carrigaline- Roof- under review	Contractor has visited and assessed site.
	Architects	Kinsale - Old Mill Library	<i>Works ongoing</i>
		Macroom Fire Station	<i>Works ongoing</i>
	Mallow Leisure Centre	Detail Design regarding the Upgrade of Mallow Pool including energy efficiency works such as new windows, roofing, and improved AHU's	<i>Mallow Swimming Pool has been approved by SSIP for funding for Design - A letter of Intent has been issued to Consultant. It will be 6 months before any design is complete. Funding has not been approved to go to construction – this will require further approval by the SSIP Group at a future date.</i>
	Fermoy Leisure Centre	At Tender stage for a contractor to over roof Fermoy Swimming Pool c/w the installation of Solar PV Panels	<i>Tender stage Underway</i>
	Dunmanway Leisure Centre	Main Pool Uplighters LED Replacement (Tender stage)	<i>New Tender issued as available lights not chlorine resistant</i>
		Carry out Energy Efficiency Measures as per Consultant's report	<i>Measures being carried out</i>

Table 1 2022 EMAP actions

Note the above actions are dependent on funding approval within the respective Directorate.

2.7.3. Important dates

Date	Description
26th & 27th March 2023	ISO 50001 surveillance audit

Table 2 2022 key dates

2.7.4. ISO 50001

Cork County Councils Energy Management System (EnMS) is accredited to the ISO 50001 standard. Cork County Council is therefore compliant with SI 426, which is the statutory instrument that requires all large organisations to either have completed an organisational energy audit or have implemented an approved EnMS. An ISO 50001 recertification audit was successfully completed on the 31st of March 2022.

2.7.5. Significant Energy Users (SEU)

ISO 50001 is an organisational energy management system. A requirement of the ISO 50001 accreditation is that Cork County Council continuously monitors and reports on its SEU's. Cork County Council has four nr. Significant Energy Users (SEU). Cumulatively they account for more than 80% of all energy consumption. The 2022 percentage breakdown is provided below:

- Public Lighting (33%)
- Fleet (37%)
- County Hall campus (5%)
- Leisure Centres (6%)
- Fermoy
- Mallow
- Dunmanway

Environment/Climate Action/Emergency Services/Rural Broadband

2.7.6. Energy Efficiency Status

The Energy & Climate Change Section monitor the energy consumption of each SEU monthly using Energy Performance Indicators (EnPI). The EnPI for each Significant Energy User is described as follows:

- **County Hall has two EnPIs**
 - A formula called CUSUM predicts what energy should have been used based on past performance and is adjusted for weather conditions.
 - kWh/m²/year
- **Fleet**
 - Is based on the average monthly litres/100km over the past 12 months.
- **The Swimming Pools**
 - A formula called CUSUM predicts what energy should have been used based on past performance and is adjusted for weather conditions.
 - kWh/m²/year
- **Public lighting** is calculated as the average wattage per lamp in the County. This energy performance indicator (EnPI) is reviewed annually.

The E&CC Section are currently reviewing the appropriateness of these EnPIs as part of CCC ISO 50001 compliance. New or additional EnPIs may be agreed with the relevant SEUs as part of this review process where required. Monthly EnPIs for 2021/ 2022 are presented in Figure 2 hereunder:

SEU Energy Performance Indicators (EnPI)											
		County Hall		Mallow Pool		Fermoy Pool		Dunmanway Pool		Fleet	Public Lighting
Heating Degree Days		Monthly Actual Gas v Predicted Gas use (above/below baseline of 0%)	Total Energy kWh/m ² /year (rolling 12 monthly EnPI)	Monthly Actual Energy Use v Predicted Energy Use (above/below baseline of 0%)	Total Energy kWh/m ² /year (rolling 12 monthly EnPI)	Monthly Actual Energy Use v Predicted Energy Use (above/below baseline of 0%)	Total Energy kWh/m ² /year (rolling 12 monthly EnPI)	Monthly Actual Gas v Predicted Gas use (above/below baseline of 0%)	Total Energy kWh/m ² /year (rolling 12 monthly EnPI)	Litres/ 100km/ year (rolling 12 monthly EnPI)	Watts/ lamp
										16.84	101.50
										17.52	105.56
										18.19	109.62
Jan-22	271	-6%	112	-14%	653	97%	848	-16%	620	16.68	102.94
Feb-22	229	10%	111	2%	703	71%	856	-52%	633	16.79	102.80
Mar-22	257	3%	111	13%	761	36%	866	-35%	670	16.99	102.76
Apr-22	201	11%	112	11%	817	59%	871	-51%	692	17.12	102.64
May-22	113	10%	112	10%	866	21%	909	-22%	731	17.00	101.91
Jun-22	81	No space heating	112	4%	884	40%	914	-64%	711	17.20	101.93
Jul-22	30	No space heating	113	0%	909	37%	915	-35%	685	17.02	

Figure 2 SEU Monthly Energy Performance Indicators

2.8. Green Schools Programme

54 schools in Cork County were awarded with Green Flags in a virtual awards ceremony on 25th May 2022. In total, 641 schools were awarded flags across the country. A special mention this year goes to Muinefliuch National School who was selected as the winner of the Overall Global Citizenship Litter & Waste award.

School Name	School Type	Current Flag	Theme
Knocknagree NS	Primary School	First Flag	Litter and Waste
Ahiohill National School	Primary School	First Flag	Litter and Waste
Coláiste Fionnchua	Secondary School	First Flag	Litter and Waste
Scoil Bhríde	Primary School	5th Renewal	Litter and Waste
Bandon Grammar School	Secondary School	2nd Renewal	Water
Conna N.S	Primary School	2nd Renewal	Water
Boherbue N.S	Primary School	2nd Renewal	Water
Cloughduv National School	Primary School	2nd Renewal	Water
Dunderrow National School	Primary School	1st Renewal	Water
Hamilton High School	Secondary School	1st Renewal	Water
Scoil Mhuire Araglin	Primary School	1st Renewal	Water
Burnfort National School	Primary School	3rd Renewal	Travel
Convent of Mercy Primary School	Primary School	4th Renewal	Travel
Killavullen N.S	Primary School	3rd Renewal	Travel
Midleton College	Secondary School	3rd Renewal	Travel
Scoil Mhuire na nGrást	Primary School	4th Renewal	Travel
Scoil Realt Na Mara	Primary School	2nd Renewal	Travel
St. Colman's B.N.S	Primary School	4th Renewal	Travel
Whitegate Mixed National School	Primary School	3rd Renewal	Travel
Ardagh B.N.S	Primary School	4th Renewal	Biodiversity
Bandonbridge N.S	Primary School	4th Renewal	Biodiversity
Ballygiblin National School	Primary School	4th Renewal	Biodiversity
Carrignafof Community College	Secondary School	4th Renewal	Biodiversity
Carriganima National School	Primary School	4th Renewal	Biodiversity
Castletownroche N.S	Primary School	4th Renewal	Biodiversity
Curraghagalla National School	Primary School	4th Renewal	Biodiversity

Environment/Climate Action/Emergency Services/Rural Broadband

School Name	School Type	Current Flag	Theme
Dromahane N.S	Primary School	5th Renewal	Biodiversity
Giggles Childcare Services Ltd	Pre-School	4th Renewal	Biodiversity
Kilbrittain N.S	Primary School	4th Renewal	Biodiversity
Meelin N.S	Primary School	4th Renewal	Biodiversity
Shanballymore N.S	Primary School	4th Renewal	Biodiversity
St. Brendan's N.S	Primary School	4th Renewal	Biodiversity
Timoleague National School	Primary School	4th Renewal	Biodiversity
Castlelack N.S	Primary School	5th Renewal	GC Litter and Waste
Drinagh N.S	Primary School	5th Renewal	GC Litter and Waste
Glenville N.S	Primary School	5th Renewal	GC Litter and Waste
Kilcoe N.S	Primary School	5th Renewal	GC Litter and Waste
Muinefluich N.S	Primary School	5th Renewal	GC Litter and Waste
Ringaskiddy Lower Harbour N.S	Primary School	5th Renewal	GC Litter and Waste
S.N Bhorainn	Primary School	5th Renewal	GC Litter and Waste
Scoil an Chroí Ró Naofa	Primary School	5th Renewal	GC Litter and Waste
Scoil Bhríde	Primary School	5th Renewal	GC Litter and Waste
Scoil Eoin Naofa	Primary School	6th Renewal	GC Litter and Waste
Scoil na mBuachaillí	Primary School	5th Renewal	GC Litter and Waste
St. Multose N.S	Primary School	5th Renewal	GC Litter and Waste
Bright Sparks	Pre-School	6th Renewal	GC Energy
Knockskeagh N.S	Primary School	6th Renewal	GC Energy
Newmarket Boys N.S	Primary School	6th Renewal	GC Energy
Our Lady of Mercy N.S	Primary School	6th Renewal	GC Energy
St. Patrick's B.N.S	Primary School	6th Renewal	GC Energy
St. Joseph's Infant School	Primary School	7th Renewal	GC Marine
St. Mary's N.S	Primary School	7th Renewal	GC Marine
Walterstown NS	Primary School	7th Renewal	GC Marine
Gaelscoil De hIde	Primary School	8th Renewal	GC Travel

An Taisce who deliver the Green Schools programme on council's behalf have commenced engagement with schools on the 2022/2023 programme

2.9. National Broadband Plan (NBP)-update Fibre Roll-out

Fibre Roll-out

NBI rely on their parent website at <https://nbi.ie/> to provide information on the National Broadband Contract. Website <https://nbi.ie/nbp-project-progress/> provides detail on the roll-out progress and the website advises the number of premises in the Intervention Area has grown by 17K since commencement of the project. NBI also advise the roll-out programme remains on target to be delivered within the originally planned 7-year programme. The latest national roll-out progress is reported as:

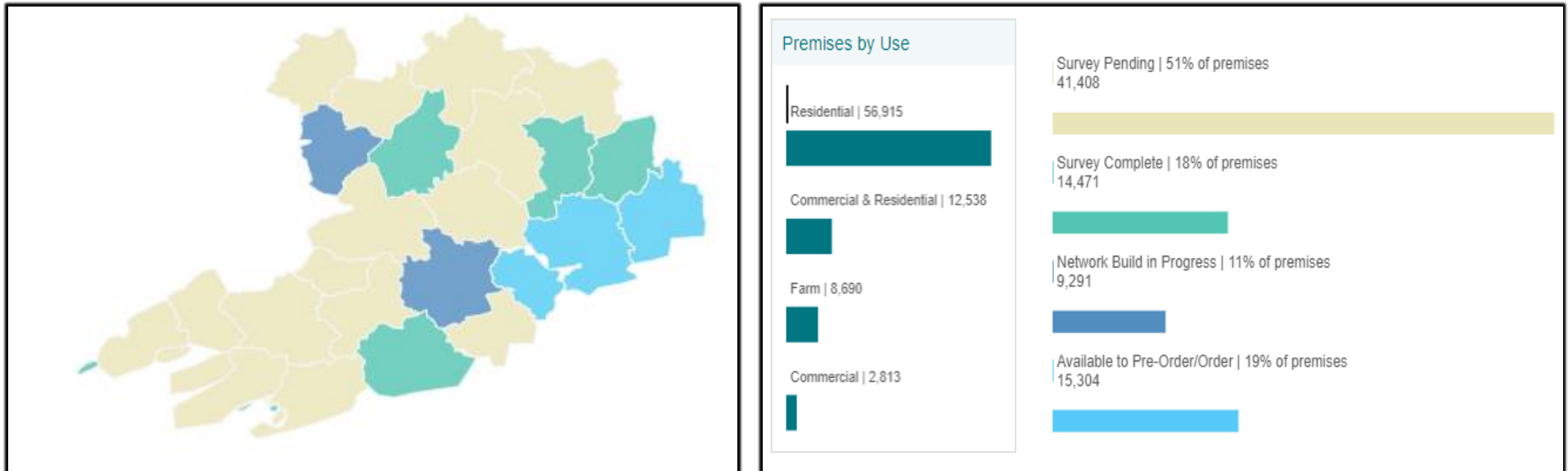
- Premises under construction to grow by 43%, to 221,000 homes (40% of the 7-year target)
- Premises available to order set to increase by 266% to 128,000 homes
- Premises passed to grow by 219% to 102,000 homes

The website provides progress report numbers at a national level.

Network build is substantially complete in Carrigaline DA and NBI are presently working in Midleton, Youghal and Rathmore DA's. Surveying works are complete at Kanturk, Templemartin, Clonakilty, Fermoy and Tallow DA's. Approx. 67,000 premises across Cork County area will ultimately benefit from access to high speed broadband constructed under the National Broadband Contract

An overview of planned NBI broadband roll-out activity across the county is captured from the <https://nbi.ie/where-are-we-working/> website and is presented below.

Environment/Climate Action/Emergency Services/Rural Broadband



Website <https://nbi.ie/where-are-we-working/> can be hovered over to identify status of the individual DA's and such detail across the county is presented in the table below:

Deployment Area	Status	Anticipated Date for Connection	Premises
Carrigaline	Order/Pre-Order	Order/Pre-Order	5,697
Midleton	Order/Pre-Order	Order/Pre-Order	8,333
Youghal	Order/Pre-Order	Order/Pre-Order	2,250
Rathmore	Build in Progress	July '23 - Sept. '23	2,102
Templemartin	Build in Progress	Jan. '24 - June '24	6,225
Hare Island	Survey Complete	Dec. '22 - Feb. '23	59
Long Island	Survey Complete	Dec. '22 - Feb. '23	26
Fermoy	Survey Complete	Jan. '25 - Dec. '26	3,854
Dursey Island	Survey Complete	July '24 - Dec. '24	18

Tallow	Survey Complete	July '24 - Dec. '24	854
Kanturk	Survey Complete	July '24 - Dec. '24	3900
Clonakilty	Survey Complete	Jan. '25 - Dec. '26	5,760

Environment/Climate Action/Emergency Services/Rural Broadband

Deployment Area	Status	Anticipated Date for Connection	Premises
Bere Island	Survey Pending	July '24 - Dec. '24	246
Cape/Sherkin Island	Survey Pending	July '24 - Dec. '24	124
Lauragh	Survey Pending	July '24 - Dec. '24	405
Abbeyfeale	Survey Pending	Jan. '25 - Dec. '26	45
Ballingeary	Survey Pending	Jan. '25 - Dec. '26	851
Bantry	Survey Pending	Jan. '25 - Dec. '26	3801
Carriganimmy	Survey Pending	Jan. '25 - Dec. '26	4083
Charleville	Survey Pending	Jan. '25 - Dec. '26	2,252
Dunmanway	Survey Pending	Jan. '25 - Dec. '26	4336
Eyeries	Survey Pending	Jan. '25 - Dec. '26	1496
Grenagh	Survey Pending	Jan. '25 - Dec. '26	6360
Horse Island	Survey Pending	Jan. '25 - Dec. '26	7
Kilcrohane	Survey Pending	Jan. '25 - Dec. '26	466
Killavullen	Survey Pending	Jan. '25 - Dec. '26	3211
Kinsale	Survey Pending	Jan. '25 - Dec. '26	3568
Meelin	Survey Pending	Jan. '25 - Dec. '26	2042
Mitchelstown	Survey Pending	Jan. '25 - Dec. '26	1625
Schull	Survey Pending	Jan. '25 - Dec. '26	2304
Skibbereen	Survey Pending	Jan. '25 - Dec. '26	3,659

Environment/Climate Action/Emergency Services/Rural Broadband

NBI continue to operate a dedicated e-mail service at reps@nbi.ie for Elected Representative queries and news items are published at <https://nbi.ie/news/updates/>. NBI advise of issuing news items direct to relevant Elected Representatives.

Receiving the grants of €1000 each under the RISE Community Fund supported by NBI were the Castlelyons Community Centre, with plans to install a mobile booster to extend the benefits of high-speed connectivity in the area; Carrigaline GAA, to enable internet availability throughout the club grounds and use technology to enhance training methods; Carrigaline Mens Sheds, to install a smart TV into their newly built facility and give access to videoconferencing and online resources; and Courtbrack Community Centre, which will be bolstering its online capabilities to better serve everyone in the community as well as digitise some of its key functions including introducing online banking for the first time.

Broadband Connection Points

The Minister for Rural and Community Development, Heather Humphreys, officially opened a number of projects in North Cork on 29th April '22 which received DRCD funding. The Minister took the opportunity to visit the BCP at Ballindangan during her visit to North Cork. During her talk to Elected Representatives and to the local community, the Minister remarked on Cork County having a higher number of BCP's than any other LA.

A total of 24 BCP's are now completed across the county and are operational. Remote working is being accommodated at a number of BCP's.

The Council continues to support the Broadband Connection Points (BCPs) initiative and is co-funding the monthly broadband retail service costs at BCP's. Many of the BCP's are now benefitting from Town and Village funding support and availing of grant funding to purchase furniture and fittings to enhance remote working opportunities.

Grant applications under the €5 million Government Grant Connected Hubs Call 2022 scheme, totalling in excess of €300K, were lodged by a total of 6 BCP's across the county. The Connected Hubs Call 2022 aim is to add additional capacity to the existing remote working infrastructure in Ireland by upgrading existing hubs and Broadband Connection Points (BCPs). Laharn, Bere Island and Castlelyons were successful in their grant application process for their projects as listed in the table below.

Hub Name	Town/Area	County	Funding Offered	Project Description
Laharn Heritage Centre	Mallow	Cork	€36,500	A significant focus of this application is to install advanced audio/visual equipment which will provide substantial opportunity for the BCP and provide a platform for future engagement with some of the support programmes being promoted by the Department.
Bere Island Heritage Centre BCP	Bere Island	Cork	€12,217	The workspace that will be developed will consist of another desk, office chair, monitor, connection point and partitions.
Castlelyons Community Centre	Fermoy	Cork	€60,841	With the addition of solar PV panels and heat pump system we will reduce our energy costs and the carbon footprint of the community centre and will eliminate the use of fossil fuels in the building. This will be achieved through the installation of an Air to Water heat pump in the Boilerhouse which will be connected to the existing hot water heating system. The project will also enhance the green image of the Community Centre as an environmentally sustainable building which will serve the community for future generations. These building enhancements and cost saving measures will ensure the long-term viability of this key infrastructure which serves as the heart of the community.

Environment/Climate Action/Emergency Services/Rural Broadband

On 15th April, Minister Humphreys announced a €15M Community Centre Investment Fund to support community groups with the upgrade and development of their Community Centre facilities which may have become aged and dilapidated over time. Further info on the fund can be viewed at <https://www.gov.ie/en/service/fec91-community-centres-investment-fund/><https://www.gov.ie/en/service/fec91-community-centres-investment-fund/>. Funding will be available under 3 Categories with grants of between €10,000 and €300,000 available.

Approved Category 1 type projects up to a value of €25K will allow communities to undertake upgrade works on a fully funded basis. Such funding opportunity is anticipated to have wide applicability and be of interest to managers of many community facilities, including managers of BCP sites. The closing date for applications is Thursday 14th July 2022. An announcement in respect of this grant scheme is awaited.

The BCP's that are now operational are categorized by MD as follows:

- Bandon-Kinsale MD
 - Clogagh Community Hall and Riverstick Community Centre
- Cobh MD
 - Whitechurch Community Centre
- Fermoy MD
 - Ballindangan Community Centre, T.O Park Community & Sports Centre, Castletyons Community Centre and The Old Mill, Castletownroche
- Kanturk-Mallow MD
 - Glash School Community Centre, Laharn Heritage Centre and The Old Schoolhouse, Dromina
- Macroom MD
 - Aghabullogue Community Centre, Aubane Community Centre, Ballydaly Community Hall, Courtbrack Community Centre and Ionadh Áise, Renaniree
- East Cork MD
 - Inch Community Centre
- West Cork MD
 - Bere Island Heritage Centre, Castletownkenneigh Community Centre, Clonakilty ETB, Coláiste Phobal Cléire, Lisavaired Community Centre, Mealagh Valley Community Centre and Sherkin Island Community Hall and Caheragh Community Centre.

Fibre installation to the BCP at Glengarriff Community Centre (West Cork MD) is complete and a date for activation of the broadband is being pursued with NBI.

WiFi4EU

Under the WiFi4EU initiative, the European Commission wishes to promote free Wi-Fi connectivity for citizens and visitors in public spaces such as parks, squares, public building, libraries, health centres, and museums across Europe through the installation of state-of-the-art Wi-Fi equipment in the centres of community life.

Environment/Climate Action/Emergency Services/Rural Broadband

County Council secured 4 vouchers under the WiFi4EU award procedures and each of these vouchers supports EU funded infrastructural investment. There is an additional commitment from the Irish Government to match fund the EU investment. Accordingly, the combined EU and Irish Government grant associated with the WiFi4EU scheme is up to a maximum of €120,000.

Cork County Council has appointed Paradyn to undertake installation of access points across the county. Global shortages of semi-conductor electronic components and general supply chain difficulties created a risk to completion of the project. Accordingly, Cork County Council applied to EU for an extension of time to complete the project, citing global shortage of electronic components for required equipment manufacture as the background reason.

Installation works are progressing and access point installations are complete in Cobh and Midleton.

Coordination and compilation of report led by Debbie Hennessy, assisted by the Support Services Team Environment, Climate Action, Emergency Services & Rural Broadband Directorate and edited by Ted O'Leary, Senior Exec Officer.
Tel: 021 4532757 -- email: ted.oleary@corkcoco.ie