



**MANAGEMENT REPORT OF THE CHIEF EXECUTIVE TO: SOUTHERN COMMITTEE – NOVEMBER 2023
ENVIRONMENT/CLIMATE ACTION/EMERGENCY SERVICES/RURAL BROADBAND**

<i>Environmental Enquiries & Incident Reports. How to contact us:</i>		
Subject	Email	Phone
Civic Amenity Sites & Recycling	recycling@corkcoco.ie	(021) 4285518
Waste & Litter complaints	antilitterunit@corkcoco.ie	(021) 4285518
Other Waste Enquiries	antilitterunit@corkcoco.ie	(021) 4532700
Water, Air, Noise, Agric, other...	environ@corkcoco.ie	(021) 4532700
Veterinary/Animal Welfare	vets@corkcoco.ie	(021)4285405
Access to Information on the Environment (AIE)	aie.requests@corkcoco.ie	(021) 4532700
You can also make a range of environmental enquiries and reports via YourCouncil.ie		

LOUIS DUFFY
DIRECTOR OF SERVICE
DATE: NOVEMBER 2023

Environment/Climate Action/Emergency Services/Rural Broadband

1. PART 1 NEWS & UPDATES	5
1.1. CLIMATE ACTION	5
1.1.1 CLIMATE ACTION PLAN UPDATE	5
1.1.2 CLIMATE ACTION REGIONAL OFFICE (CARO)	5
1.2. WASTE & LITTER	6
1.2.1 END OF EXEMPTION FOR THE BURNING OF AGRICULTURAL GREEN WASTE	6
1.3. WATER QUALITY	7
1.3.1 DAFM PUBLISHES NITRATES DEROGATION MAP	7
1.3.2 MINISTER ANNOUNCES INCREASE IN SEPTIC TANK GRANTS	8
1.4. AIR QUALITY	9
1.4.1 PUBLICATION OF 2022 NATIONAL AIR QUALITY IN IRELAND REPORT	9
1.4.2 PROTECT YOUR HEALTH THIS HEATING SEASON.	10
1.5. COMMUNITY ENVIRONMENTAL AWARENESS PROGRAMMES	11
1.5.1 COBH GREEN HUB PROJECT	11
1.5.2 GREEN HUBS PHASE 2 - TOURISM/HOSPITALITY SECTOR	13
1.5.3 COMPOSTING FOR SCHOOLS PROGRAMME	14
1.5.4 RELOVE BIKES	16
1.6. NATIONAL BROADBAND PLAN (NBP)	17
1.6.1 FIBRE ROLL-OUT (BCPs)	17
1.6.2 BROADBAND CONNECTION POINTS	19
1.7. EMERGENCY SERVICES	21
1.7.1 CODE OF PRACTICE FOR THE REMEDIATION OF FIRE SAFETY DEFECTS	21
1.7.2 FIRE SAFETY GUIDE FOR BUILDING OWNERS AND OPERATORS	22

Environment/Climate Action/Emergency Services/Rural Broadband

2. WORK PROGRAMME REPORTS FOR Q3 2023	23
2.1. FIRE AND BUILDING CONTROL	23
2.1.1 <i>FIRE OPERATIONS FOR Q3.</i>	23
2.1.2 <i>FIRE PREVENTION</i>	24
2.2. WATER	28
2.2.1 <i>PUBLIC DRINKING WATER</i>	28
2.2.2 <i>PRIVATE DRINKING WATER COMPLIANCE MONITORING</i>	28
2.2.3 <i>BATHING WATER COMPLIANCE PROGRAMME 2022</i>	28
2.2.4 <i>BATHING WATER QUALITY STATUS FOR IDENTIFIED & BLUE FLAG BEACHES</i>	29
2.2.5 <i>BATHING WATER QUALITY STATUS FOR GREEN COAST AWARDS & CANDIDATE BEACHES</i>	30
2.2.6 <i>AGRICULTURAL INSPECTION PROGRAM</i>	30
2.2.7 <i>SEPTIC TANKS INSPECTION PROGRAMME 2023.</i>	31
2.2.8 <i>UPDATE ON SEPTIC TANK INSPECTION PROGRAM 2013 – 2023</i>	32
2.2.9 <i>UPDATE ON TRACKING OF COMPLIANCE WITH ADVISORY NOTICES 2013 – 2023</i>	32
2.2.10 <i>DWWTS GRANT PAYMENTS BY CORK COUNTY COUNCIL (TO 30/09/2023)</i>	33
2.2.11 <i>PUBLIC MUNICIPAL WASTEWATER SAMPLING PROGRAMME</i>	34
2.2.12 <i>TRADE WASTEWATER DISCHARGE LICENSE INSPECTION PROGRAM – S4 DISCHARGES TO WATER</i>	34
2.3. AIR & NOISE	35
2.3.1 <i>NUMBERS OF LICENSES UNDER AIR POLLUTIONS ACTS AND RELATED REGULATIONS</i>	35
2.3.2 <i>INSPECTIONS UNDER AIR POLLUTION ACTS AND RELATED REGULATIONS</i>	37
2.3.3 <i>SOLID FUEL REGULATION INSPECTION PROGRAM</i>	37
2.3.4 <i>SOLID FUEL REGULATIONS -MOBILE/MULTI-AGENCY CHECKPOINTS</i>	38
2.4. WASTE	39
2.4.1 <i>INSPECTIONS 1ST JULY- 30TH SEPTEMBER</i>	39
2.4.2 <i>CIVIC AMENITY SITES</i>	40
2.4.3 <i>BRING SITES</i>	41
2.4.4 <i>DECISIONS MADE WASTE FACILITY PERMIT & WASTE CERT OF REGISTRATION APPLICATIONS JULY 1ST – SEPTEMBER30TH</i>	42

Environment/Climate Action/Emergency Services/Rural Broadband

2.4.5	<i>LITTER FINES - ENVIRONMENT DIRECTORATE LITTER WARDENS YTD 2023</i>	43
2.4.6	<i>LITTER FINES BY CATEGORY - ENVIRONMENT DIRECTORATE LITTER WARDENS</i>	43
2.4.7	<i>LITTER FINES - MUNICIPAL DISTRICT LITTER WARDENS YTD 2023 (DATA NOT AVAILABLE)</i>	44
2.4.8	<i>ANTI LITTER UNIT & OTHER ENVIRONMENTAL COMPLAINTS BY TYPE</i>	44
2.4.9	<i>ANTI LITTER UNIT & OTHER ENVIRONMENTAL COMPLAINTS BY MDC</i>	45
2.4.10	<i>TOTAL PROSECUTIONS (UNDER WMA 1997)</i>	46
2.5. VETERINARY & FOOD SAFETY		46
2.5.1	<i>NO. OF DOG LICENCES ISSUED</i>	46
2.5.2	<i>NUMBER OF LIFETIME DOG LICENSES PURCHASED OVER PAST 10 YEARS.</i>	47
2.5.3	<i>NO. OF DOG FINES ISSUED</i>	47
2.5.4	<i>NO. OF REGISTERED DOG BREEDING ESTABLISHMENTS</i>	47
2.5.5	<i>APPROVED/REGISTERED FOOD PREMISES</i>	48
2.5.6	<i>CONTROL OF HORSES</i>	48
2.6. ENERGY MANAGEMENT		49
2.6.1	<i>SEAI</i>	49
2.6.2	<i>ENERGY EFFICIENCY STATUS 2030 (PRELIMINARY)</i>	49
2.6.3	<i>ENERGY MANAGEMENT ACTION PLANS 2023</i>	50
2.6.4	<i>IMPORTANT DATES</i>	52
2.6.5	<i>ISO 50001</i>	53
2.6.6	<i>SIGNIFICANT ENERGY USERS (SEU)</i>	53
2.6.7	<i>ENERGY EFFICIENCY STATUS</i>	53

1. Part 1 News & Updates

1.1. Climate Action

1.1.1 Climate Action Plan Update

Cork County Councils **draft Climate Action Plan 2024 - 2029** was published for public consultation on Friday 13th October. **Closing date for submissions is 27th November.** Adoption deadline is 23rd Feb 2024.

The draft plan can be accessed [here](#).

New Climate Action staff appointments: Climate Action Co-Ordinator (Tim Twomey), Climate Action Officer (Sean O’Donovan) in place since mid Sept 2023. Community Climate Action Officer Anthony O’Reilly has taken up post on 13th November last.

Community Climate Action Fund – € 1,241,000 of the €21M allocated nationally thus far has been allocated to CCC – but not yet released. Terms and conditions are still awaited.

(11_2023_S)

1.1.2 Climate Action Regional Office (CARO)

A renewed Service Level Agreement has been concluded for CARO, a shared service led by Cork County Council for the Atlantic Seaboard South region covering Cork County, Cork City, Kerry, Limerick and Clare. The agreement concluded with the Department of the Environment, Climate and Communication (DECC) in late June, will provide funding for the regional office up to the mid-2029.

In September Cork County Council, along with University College Cork recently hosted a meeting of partners in an EU Horizon Project “AA-Agora” (AA standing for Atlantic – Arctic), with delegates from local government, states agencies and universities from Ireland, Portugal and Norway. The project seeks to find nature-based solutions to managing coastal erosion. CARO hosted a field trip of delegates along the East Cork coast to outline the challenges of coastal management in a changing climate and the vital roles the Cork coast plays in our local economy.

(10_2023_N)

1.2. Waste & Litter

1.2.1 End of exemption for the Burning of Agricultural Green Waste

The long-standing derogation under Waste Management Regulations, which allowed farmers to dispose of green agricultural waste by burning will end with effect from 1st December next. The derogation has been reopened for a final three-month period from 1 September 2023 to 30 November 2023, subject to farmers notifying the council in advance using the prescribed “Notice to Burn” form. The burning of green agricultural waste after that date will be an offence.

From 1st December 2023, council will cease to accept Notice to Burn forms and non-compliance will be enforced in accordance with the regulations.

A report prepared by Irish BioEnergy Association (IrBEA) for DAFM recommends the following alternatives to burning:

- Cut and draw into a pile in a field corner, to leave it to de-compose over time (also acting as a haven for biodiversity);
- Regular maintenance and flailing (with in situ return to the ground of the material);
- Wood-fuel from cuttings (dependent on quality and size of the material);
- Alternative hedgerow management and practices – with practices such as coppicing and hedge-laying;
- Alternative uses such as wood-chip, mulch and compost.

The full report is available on the IrBEA website as linked below, together with other useful online information.

<https://www.irbea.org/wp-content/uploads/2023/07/Feasibility-study-to-explore-sustainable-management-of-agricultural-green-waste-Final.pdf>.

<https://www.farmingfornature.ie/>

<https://www.teagasc.ie/environment/biodiversity--countryside/farmland-habitats/hedgerows/>



(10_2023_N)

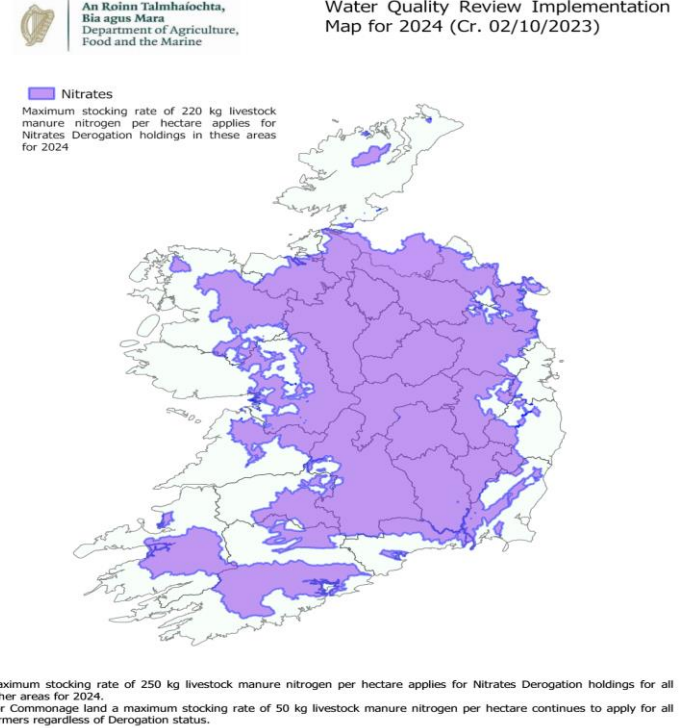
1.3. Water Quality

1.3.1 DAFM publishes Nitrates Derogation Map

To provide clarity to derogation farmers impacted as a result of the recent water quality review, the Dept of Agriculture, Food & Marine (DAFM) have published a final Implementation Map identifying areas that are subject to a reduction in limits in 2024. The map is available on the Department's website and can be accessed at the link:

[Water Quality Review Implementation Map for 2024](#)

An interactive version of the map can also be viewed with a user manual also being provided.



(09_2023_N)

1.3.2 Minister Announces increase in Septic Tank Grants

Minister Darragh O'Brien on 4th November last announced changes in Domestic Wastewater Treatment System i.e Septic Tank grants, following the recently completed review of these grants as follows:

- an increase in the maximum grant available from €5,000 to €12,000,
- removal of the requirement to have the septic tank system registered before the 1st of Feb 2013,
- changes to take effect from 1st January 2024.

Indications are that grant eligibility will continue to be limited to households who;

- Have been inspected under the **National Inspection Plan (NIP)** or,
- *Are located in a [Priority Area for Action \(PAA\)](#) or*
- *Are located in [High Status Objective Catchment Areas](#)*

Publication of the new regulations and guidance documents is awaited.



(11_2023_S)

1.4. Air Quality

1.4.1 Publication of 2022 National Air Quality in Ireland Report

(09_2023_W)

EPA publish 2022 National Air Quality Report (25/09/23) [Link](#)

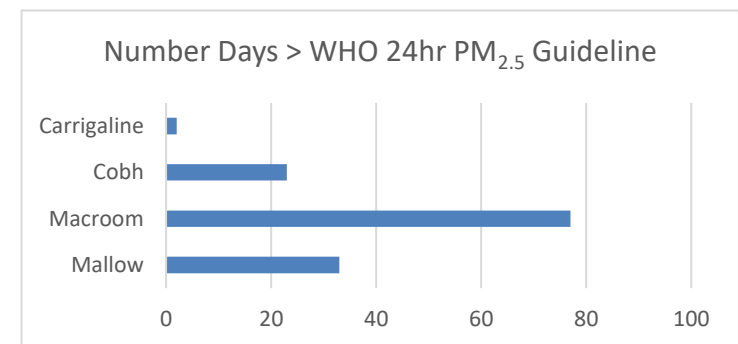
Highlights:

- Air quality in Ireland is generally good, however, there are concerning localised issues.
- Ireland met all of its EU legal requirements in 2022, but it did not meet the more stringent health-based World Health Organisation (WHO) Air Quality guidelines. (See graph below right)
- Ireland's ambition in the Clean Air Strategy is to move towards the World Health Organisation (WHO) Air Quality guidelines, this will be challenging but will have a significantly positive impact on health
- Fine particulate matter (PM_{2.5}), mainly from burning solid fuel in our homes, and nitrogen dioxide (NO₂) mainly from road traffic, are the main threats to air quality
- It is estimated that there are approximately 1,300 premature deaths annually in Ireland due to poor air quality from fine particulate matter (PM_{2.5}).

Recommendations

Help is needed to facilitate people to make cleaner and healthier air quality choices:

- Local authorities must prioritise the appropriate allocation of resources to advance air enforcement activities and implement the new solid fuel regulations.
- Maintain and increase investment in clean public transport infrastructure across the country.
- Create more safe footpaths and cycle lanes.
- Encourage modal shift to more sustainable transport
- Encourage switch from solid fuel burning to alternative means of space heating
- Make homes more energy efficient (National Retrofitting Scheme)



1.4.2 *Protect your health this heating season.*

Staying with the clean air message, we'd like to remind councillors that there is now a national ban in place on the burning of smoky solid fuels including coal, wet timber and other smoky fuels.

This is primarily a public health initiative aimed at improving air quality both indoors and outside. Particulate matter emissions from solid fuel burning have a proven harmful impact on health, contributing to heart attacks and strokes as well as significantly compromising the quality of life for people suffering from respiratory conditions such as asthma.

This heating season we're asking elected members to

- To assist in promoting the clean air message,
- to encourage householders to use alternative heating systems where possible,
- and where there is no alternative to promote the use of approved solid fuels only,



(11_2023_S)

1.5. Community Environmental Awareness Programmes

1.5.1 Cobh Green Hub Project

Cork County Council in partnership with Cobh and Harbour Chamber, AIB Bank, Local Enterprise Office South Cork and MyWaste.ie, successfully hosted an informative event entitled “No Time to Waste” on Tuesday, November 7th at the Commodore Hotel, Cobh. The event highlighted the importance of sustainability initiatives and business/community collaboration in Cobh.

A large number of attendees heard from key speakers on the evening including, John McGeown, Head of Sustainability SME at AIB Bank, Alison Walsh Business Advisor with the Local Enterprise Office South Cork and Pauline McDonogh from the Southern Regional Waste Management Office.

On the night, the 16 local businesses that demonstrated their commitment to the circular economy by participating in the Cobh Green Hub Project were recognised. The Cobh Green Hubs initiative was one of six pilot Green Hub projects rolled out nationally, which saw collaboration between Cork County Council, Cobh and Harbour Chamber, Cobh Tidy Towns, Cobh Zero Waste and Cobh Sustainable Communities to improve commercial waste segregation in Cobh and to increase awareness and uptake of the Commercial Waste Toolkit developed by My Waste.

Through the Green Hubs project, the local businesses availed of a site visit from Cork County Council to review their waste practices and to help identify ways of reducing waste, improving waste segregation, and minimising contamination. Local businesses were also provided with bin signage to help educate their staff and customers on what items go in each bin.



Michelle Green - CCC, Pauline McDonogh, Southern Region Waste Planning Office, Colin Moorehead, AIB, Toddy Stafford, Cobh & Harbour Chamber, Louis Duffy CCC, John McGeown, AIB, Kirsty Sweetnam, Local Enterprise Office South Cork, Katherine Corkery CCC.

Environment/Climate Action/Emergency Services/Rural Broadband



1Colin Moorehead (AIB), Katherine Corkery (Cork County Council), Toddy Stafford (Cobh & Harbour Chamber), Mary O'Leary (Cobh Primary Health Centre), Cormac Mac Coitir (The Keen House), Rachel Walsh (Cobh & Harbour Chamber), Sabrina Keohane (The Commodore Hotel)

(11_2023_S)

1.5.2 Green Hubs Phase 2 -Tourism/Hospitality Sector

A funding application submitted by the Environmental Awareness Office for Phase 2 of the Green Hubs Initiative has been successful. The Green Hubs Pilot Project application is a collaboration between Cork County Council, Cork City Council and Visit Cork. A sectoral approach is proposed, targeting the Tourism/Hospitality sector across Cork County and City as it is believed that this collaboration will ensure greater coverage and impact across a bigger geographical area than would otherwise be possible.

The Tourism and Environmental Awareness Offices in both Local Authorities will collaborate on this project and the network of tourism/hospitality businesses will be accessed through the partnership with Visit Cork.

The Green Hubs project activities will facilitate discussions, identify collective solutions and ultimately champion a unique initiative for the county that will strongly support more sustainable practices across the tourism and hospitality sectors. As the project develops, the proposed activity will include extensive stakeholder collaboration between the project partners and the tourism/hospitality sector, as well as engagement and collaboration with other relevant organisations as appropriate.

The Green Hubs activity will be informed by a survey of tourism/hospitality providers undertaken by Visit Cork earlier this year, which provided some interesting insights and assisted with identifying the key theme areas of the project as follows:

- 1) A Green Tourism Conference
- 2) The Commercial Waste Resources Toolkit (CWRT)
- 3) A Food Waste Reduction Initiative
- 4) The Future of Tourism – Student Engagement



(11_2023_S)

1.5.3 Composting for Schools Programme

Ten schools from Cork County have completed the Composting for Schools programme, designed to help them start or improve their composting systems, to reduce waste, save money and combat climate change.

The programme, delivered by Composting Ireland and supported by Cork County Council, was set up to help students learn about composting and gardening using a variety of fun interactive activities to create a better understanding of the principles of ecology and biodiversity that underpin all life on our planet.

To enhance their composting facilities, Cork County Council provided each participating school with a €250 voucher to spend on a variety of composting systems and tools including secateurs, pitch forks, watering cans and thermometers, in-school collection caddies and instructional signs.

Participating Cork County schools included:

1. Colaiste na Toirbhirte, Bandon
2. Scoil Fhiachna Glengarriff
3. Ballymoney National School
4. Scoil Phádraig Naofa, Bandon
5. Gaelscoil Charraig Ui Leighin, Carrigaline
6. Scoil Mhuire Naofa Carrigtwohill
7. Kilcolman National School
8. Timoleague National School
9. Bweeng National School
10. Carriganima National School



1st class pupil from Carriganima NS, Hassan Azam and Cllr. Gobnait Moynihan.

(11_2023_S)

Environment/Climate Action/Emergency Services/Rural Broadband



Cllr. Gbnait Moynihan, deputising for the Mayor of the County of Cork, Donal O'Leary - Composting Ireland, Lavinia Sheahan- Carriganima NS, Principal Patricia Dineen and Katherine Corkery - Cork County Council with Pupils and teachers from Carriganima NS who are participating in the Composting for Schools Programme.

(10_2023_S)

1.5.4 Relove Bikes

A new initiative has recently commenced at Raffeen Recycling Centre where bicycles that would previously have entered the waste stream, are now collected by the [Sign & Cycle](#) project for refurbishment and redistribution back into the community. A great example of the circular economy in action, the project is led by Cork Deaf Enterprises and Cork Community Bikes.

Another project led by [Cycle Sense](#) in West Cork sees unwanted bikes collected at West Cork Recycling Centres and sold back into the community.

If you have unwanted bicycles lying around in sheds, why not bring them to your local recycling centre where they could be given a new life.

For more details on bicycle reuse please visit www.signandcycle.com and www.cyclesense.ie.



The new bike container at Raffeen Recycling Centre, funded by the Anti Dumping Initiative 2023.

1.6. National Broadband Plan (NBP)

1.6.1 Fibre Roll-out (BCPs)

NBI rely on their parent website at <https://nbi.ie/> to provide information on the National Broadband Contract. Websites <https://nbi.ie/where-are-we-working/> and <https://nbi.ie/nbp-project-progress/> provides greater detail on the roll-out progress to premises across the Intervention Areas.

The Department of the Environment, Climate and Communications update on the delivery of the National Broadband Plan - January 2023 can be accessed at <https://www.gov.ie/en/press-release/15384-update-on-the-delivery-of-the-national-broadband-plan-january-2023/> and a screengrab from the NBI website at <https://nbi.ie/nbp-project-progress/> identifies that fibre deployment to 205K properties will be completed by end 2023.

Network build is substantially complete in Carrigaline, Midleton, Youghal DA's. Deployment is commencing in the Long Island & Hare Island DA's. Deployment in the Rathmore and Templemartin DA's is ongoing. Surveying works are complete at Kanturk, Clonakilty, Fermoy and Tallow DA's and on 3 of the islands. Approx. 81,000 premises across Cork County will ultimately benefit from access to high-speed broadband constructed under the National Broadband Contract and it is estimated 76,000 of these premises are in the Cork County areas.

An overview of planned NBI broadband roll-out activity across the county is captured from the <https://nbi.ie/where-are-we-working/> website and is presented below with some key statistics for the county of Cork.

Website <https://nbi.ie/where-are-we-working/> can be hovered over to identify status of the individual DA's. An overview of the present status and the roll-out per Deployment Area is presented below.

NBI continue to operate a dedicated e-mail service at reps@nbi.ie for Elected Representative queries and news items are published at <https://nbi.ie/news/updates/>. NBI advise of issuing news items direct to relevant Elected Representatives.



Environment/Climate Action/Emergency Services/Rural Broadband



County Summary For CORK

If your view is blank select a county below:

Cork

To download a PDF version of the county summary below, click the download button to the right. In the pop up, select the page size and press 'Download'.



€314M
Investment

82K
Premises

22,036
Premises
Passed

6,545
Connections

Deployment Area	Premises*	Status	Anticipated Date for Connection
ABBEYFEALE	45	Survey Complete	January 2025 - December 2026
BALLINGEARY	851	Survey Pending	January 2025 - December 2026
BANTRY	3,772	Survey Pending	January 2025 - December 2026
Bere Island (CK)	246	Survey Pending	January 2025 - December 2026
CARRIGALINE	4,821	Available to Order/Pre-Order	Available to Order/Pre-Order
CARRIGANIMMY	4,089	Survey Pending	January 2025 - December 2026
CHARLEVILLE	2,254	Survey Pending	January 2025 - December 2026
CLONAKILTY	5,796	Survey Complete	January 2025 - December 2026
Cape Clear/Sherkin Isls.	124	Survey Pending	January 2025 - December 2026
DUNMANWAY	4,335	Survey Pending	January 2025 - December 2026
Dursey Island (CK)	18	Survey Complete	January 2025 - December 2026
EYERIES	1,492	Survey Underway	January 2025 - December 2026
FERMOY	3,821	Network Build in Progress	January 2025 - December 2026
GRENAGH	6,451	Survey Pending	January 2025 - December 2026
Hare Island (CK)	59	Available to Order/Pre-Order	Available to Order/Pre-Order
Horse Island (CK)	7	Survey Complete	January 2025 - December 2026
KANTURK	3,889	Network Build in Progress	October 2024 - December 2024
KILCROHANE	467	Survey Pending	January 2025 - December 2026
KILLAVULLEN	3,245	Survey Underway	January 2025 - December 2026
KINSALE	3,534	Survey Pending	January 2025 - December 2026
LAURAGH	401	Survey Pending	October 2024 - December 2024
Long Island (CK)	27	Available to Order/Pre-Order	Available to Order/Pre-Order
MEELIN	2,042	Survey Pending	January 2025 - December 2026



County Summary For CORK (Cont'd)

MIDDLETON	9,481	Available to Order/Pre-Order	Available to Order/Pre-Order
MITCHELSTOWN	1,628	Survey Complete	January 2025 - December 2026
RATHMORE	2,104	Available to Order/Pre-Order	Available to Order/Pre-Order
SCHULL	2,306	Survey Pending	January 2025 - December 2026
SKIBBEREEN	3,652	Survey Pending	January 2025 - December 2026
(Additional Premises)	1,565	N/A	TBC

Premises by Use

Residential | 58,317

Commercial & Residential | 12,364

Farm | 8,603

Commercial | 2,815

Survey Pending | 42% of premises
34,808

Survey Underway | 6% of premises
4,737

Survey Complete | 9% of premises
7,494

Network Build in Progress | 12% of premises
9,957

Available to Pre-Order/Order | 29% of premises
23,818

(09_2023_W)

1.6.2 Broadband Connection Points

A total of 25 BCP's are now completed across the county and are operational. Remote working is being accommodated at a number of BCP's.

The Council continues to support the Broadband Connection Points (BCPs) initiative and is co-funding the monthly broadband retail service costs at BCP's in association with Dept. Rural and Community Development. Many of the BCP's availed of Town and Village funding support to purchase furniture and fittings to enhance remote working opportunities.

Centres across the county hosting BCP sites will benefit to amounts of €320K following successful applications under the Community Centre Investment Fund grant scheme aimed at upgrading and development of community centre facilities which had become aged and dilapidated over time. The successful groups are:

Aubane Community School, Millstreet	€16,000.00
Bere Island Old School Heritage Complex	€25,000.00
Castlelyons Community Centre	€22,628.25
Courtbrack Community Association, Gilough	€16,033.86
Diarmuid O'Mathuna GAA club, Castletownkenneigh, Enniskean	€16,117.00
Dromina Community Council Ltd, Newtownshandrum	€23,406.27
Whitechurch & Waterloo Community Association Company	€100,000.00
Riverstick Community Association	€100,916.73

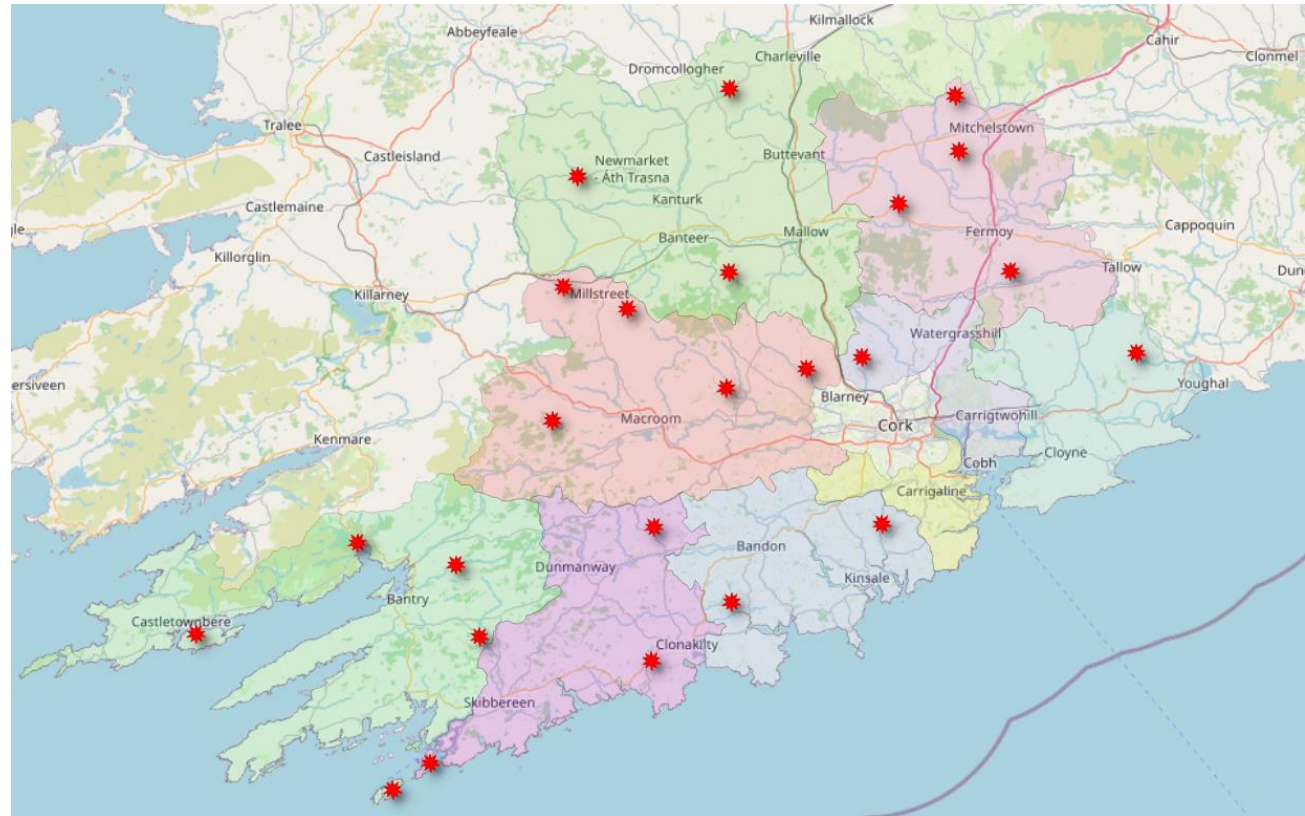
All projects funded under the Community Centre Investment Fund must be completed by March 2024 for drawdown of the approved funding.

Caheragh Community Hall was recently awarded €1,000 under the RISE Community Fund. The RISE Community Fund is supported by NBI and is aimed at addressing the rural digital divide. It awards grants of €1,000 each to empower local businesses, community groups and social enterprises to enhance their digital capacity. The Fund offers an immediate financial injection into the local community, boosting the digital ecosystem.

Environment/Climate Action/Emergency Services/Rural Broadband

The list of BCP's is categorized by MD as set out below:

- Bandon-Kinsale MD
 - Clogagh Community Hall and Riverstick Community Centre
- Cobh MD
 - Whitechurch Community Centre
- Fermoy MD
 - Ballindangan Community Centre, T.O Park Community & Sports Centre, Castlelyons Community Centre and The Old Mill, Castletownroche
- Kanturk-Mallow MD
 - Glash School Community Centre, Laharn Heritage Centre and The Old Schoolhouse, Dromina
- Macroom MD
 - Aghabullogue Community Centre, Aubane Community Centre, Ballydaly Community Hall, Courtbrack Community Centre and Ionadh Áise, Renaniree
- East Cork MD
 - Inch Community Centre
- West Cork MD
 - Bere Island Heritage Centre, Castletownkenneigh Community Centre, Clonakilty ETB, Coláiste Phobal Cléire, Lisavaird Community Centre, Mealagh Valley Community Centre and Sherkin Island Community Hall, Caheragh Community Centre and Glengarriff Community Centre.



1.7. Emergency Services

1.7.1 Code of Practice for the Remediation of Fire Safety Defects

On January 18th, The Minister for Housing, Local Government and Heritage, Darragh O'Brien, received government approval to draft legislation to support the remediation of fire safety, structural safety and water ingress defects in purpose-built apartment buildings, including duplexes, constructed between 1991 and 2013. The legislation will provide a statutory basis for the establishment of a remediation scheme aimed at protecting the safety and welfare of those living in apartments or duplexes with such defects.

The Minister has published the Code of Practice to support the development of a reasonable and practicable approach to resolving fire safety defects in apartments and duplexes constructed between 1991 and 2013.

The Code of Practice will ensure a consistent approach is taken nationwide to remediation works to be undertaken. It will allow stakeholders such as Owners' Management Companies (OMCs) and industry to begin preparatory work to align their work with its provisions. The Department of Housing, Local Government and Heritage will now accelerate the preparatory work already underway with local authority sector, particularly Fire Services, to establish the necessary processes and structures to use the Code of Practice.

Going forward the Code of Practice will be a key document to support the operation of the remediation scheme and will be subject to periodic review.

The Code of Practice also provides guidance to OMCs, building professionals and local authority building control/fire services, including guidance on interim safety measures, in the context of the Fire Services Acts 1981 & 2003.

The Department is currently working with the Housing Agency on advice and guidance on the steps OMCs should take when carrying out remediation works related to fire safety defects. This includes funding mechanisms for interim fire safety measures in extreme cases and further details of this will be published in the Autumn.

As articulated in the government decision of 18 January, the Housing Agency will play a central role in the remediation scheme when it becomes operational. The Housing Agency has established a web portal to serve as a knowledge base. OMCs are now invited to indicate their potential interest in the future remediation scheme by inputting information on their developments on the portal. This portal is not a formal registration for the future remediation scheme, rather it is an information 'gathering and giving' platform.

The purpose of the Code of Practice is to:

- support the development of a reasonable and practicable approach to resolving fire safety defects;
- ensure a consistent approach nationwide to remediation;

- provide guidance to Owners' Management Companies, building professionals and local authority building control / fire services, including guidance on interim safety measures, in the context of the Fire Services Acts 1981 & 2003.

The Code of Practice can be accessed here: [Code of Practice for the Remediation of Fire Safety Defects](#)

(09_2023_W)

1.7.2 Fire Safety Guide for Building Owners and Operators

The Department of Housing, Local Government and Heritage have recently published a Fire Safety Guide for persons having control of buildings under Section 18(2) Fire Services Act 1981 & 2003.

Section 18(2) of the Fire Services Acts 1981 & 2003 places a duty on persons having control over all types of premises other than a dwelling house occupied as a single dwelling.

This Guide will assist every person having control in a practical understanding and effective implementation of these requirements in discharging their statutory responsibility for fire safety in a premises. The persons having control over premises could include, as appropriate the owner, the occupier, lease or somebody hiring the premises. This guide will assist in the identification of the person having control as the person with direct responsibility for fire safety. This guide further outlines general principles of safety and the range of duties which should be applied having regard to the individual circumstances of each premises, rather than a set of rules.

It is expected that this guide will be of assistance in providing standard guidance for building owners. Heretofore, there has been no general national standard fire safety guidance for building owners or operators. It is expected that provision of this Guide will introduce a recognised national approach which will assist in this regard.

This guide will provide a framework for owners and operators of buildings with respect to fire safety. It will provide for clarity and consistency of approach, nationally. It will also help to ensure reasonable standards of fire safety in buildings.

The Guide can be accessed here: [Fire Safety Guide for Building Owners and Operators](#)

(09_2023_W)

2. Work Programme Reports for Q3 2023

(DATA IS UP TO THE END OF Q3 UNLESS OTHERWISE STATED)

2.1. Fire and Building Control

2.1.1 Fire Operations for Q3.

Fire Operations	
Total number of turnouts to fires	229
Average of turnout times	335.08secs
Average of response times	907.2secs
% of calls with a response time of less than 10 minutes	35.22%
% of calls with a response time of between 10 and 20 minutes	44.65%
% of calls with a response time greater than 20 minutes	20.13%
Total number of turnouts to non-fire emergencies	350
Average of turnout times	312.462secs
Average of response times	972.37secs
% of calls with a response time of less than 10 minutes	32.77%
% of calls with a response time of less than 20 minutes	43.58%
% of calls with a response time greater than 20 minutes	23.65%

2.1.2 Fire Prevention

Fire and Building Control Statistics Q3-2023

Fire Prevention

Fire Safety Certificates (FSC)

The following statistics relate to the number of Fire Safety Certificate applications received and the number of Fire Safety Certificate applications granted on a month-by-month basis during the period covered by this report. *(FSC received includes invalid applications. Decisions does not include invalidation)*

Month	No. Fire Certificates received	No. Fire Certificates decided
July 2023	39	24
August 2023	18	22
September 2023	35	36
Total	92	82

Building Control

Commencement Notices and 7 Day Notices

The following statistics relate Commencement Notices (CN) submissions received on a the period covered by this

Month	No. of Buildings covered by Valid Notices (CN + 7DN)	No. of Notices made valid (CN + 7DN)
July 2023	240	100
August 2023	280	105
September 2023	237	103
Total	757	308

to the number of valid & 7 Day Notices (7DN) month by month basis during report.

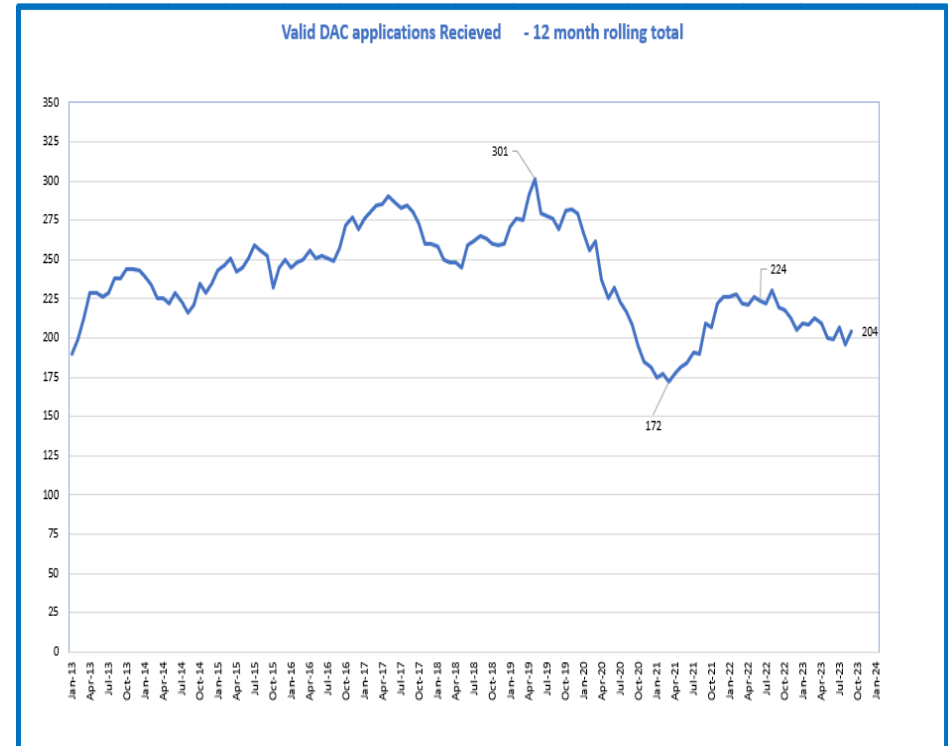
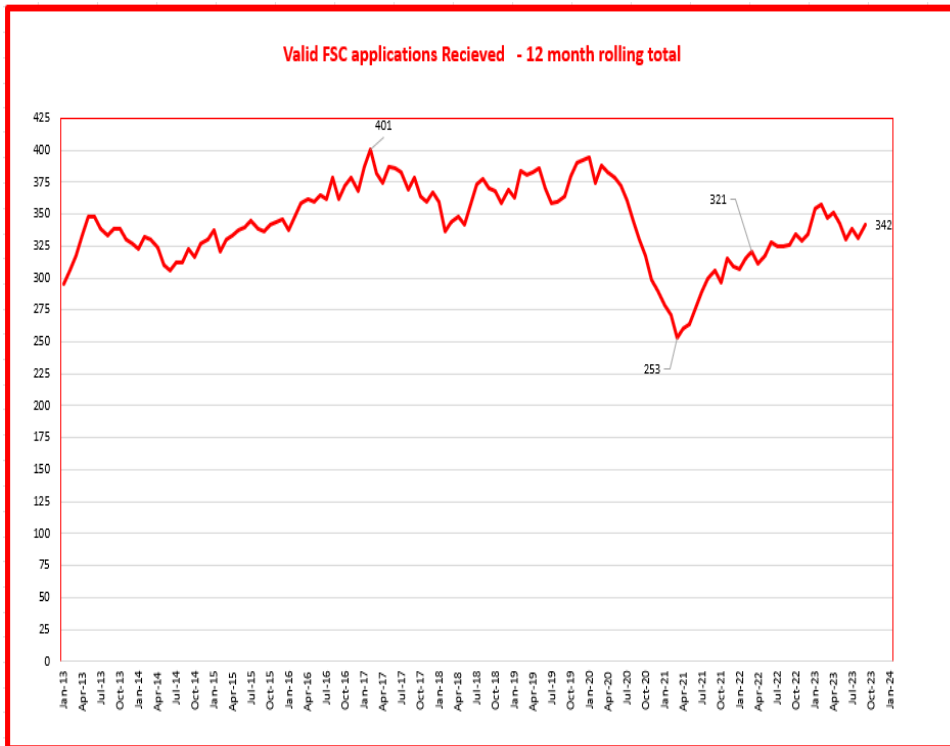
NB : the difference between the number of Notices and buildings is mostly accounted for by housing estates.

Environment/Climate Action/Emergency Services/Rural Broadband

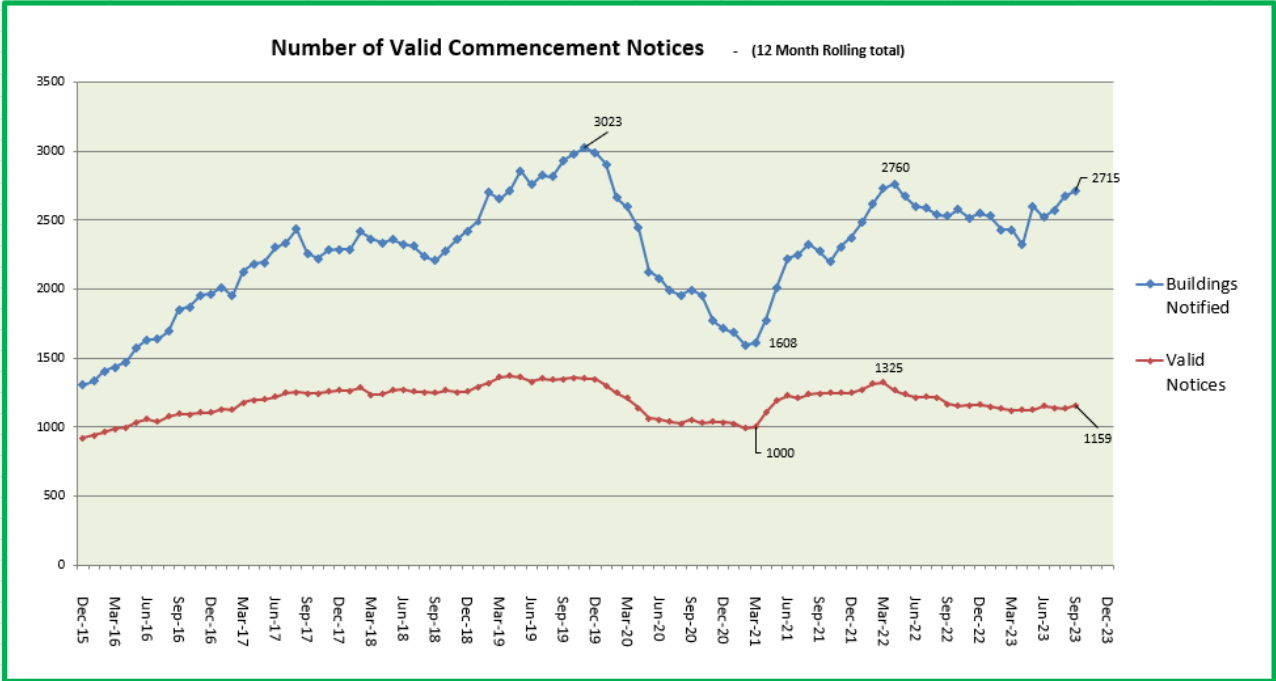
Disability Access Certificates (DAC)

The following statistics relate to the number of Disability Access Certificate (DAC) applications received and the number of DAC applications granted on a month by month basis for the period covered by this report. *(DAC received includes invalid applications. Decisions does not include invalidation)*

Month	No. Access Certificates received	No. Access Certificates decided
July 2023	29	14
August 2023	10	26
September 2023	20	20
Total	59	60



Environment/Climate Action/Emergency Services/Rural Broadband



Environment/Climate Action/Emergency Services/Rural Broadband

Buildings - Per Month										
	2015	2016	2017	2018	2019	2020	2021	2022	2023	2024
January	62	87	133	134	200	115	88	204	187	-
February	98	169	106	234	448	204	110	243	143	-
March	89	120	300	245	200	136	151	257	257	-
April	139	176	232	205	265	111	277	310	200	-
May	97	201	209	235	376	59	292	203	483	-
June	118	174	284	250	151	106	318	247	166	-
July	168	176	208	195	262	170	200	185	240	-
August	111	168	266	189	181	149	226	180	280	-
September	152	305	132	103	221	258	205	195	237	-
October	138	160	124	197	245	205	128	177	-	-
November	86	150	211	287	329	144	252	187	-	-
December	69	79	82	145	111	57	125	158	-	-
	1,307	1,965	2,287	2,419	2,989	1,714	2,372	2,546	2,193	-

	2015	2016	2017	2018	2019	2020	2021	2022	2023	2024
Quarter 1	249	376	539	613	848	455	349	704	587	-
Quarter 2	354	551	725	690	792	276	887	760	849	-
Quarter 3	431	649	606	487	664	577	631	560	757	-
Quarter 4	273	389	417	629	685	406	505	522	-	-
	1307	1965	2287	2419	2989	1714	2372	2546	2193	-

Notices - Submitted Per Month										
	2015	2016	2017	2018	2019	2020	2021	2022	2023	2024
January	50	70	94	93	128	82	72	94	82	-
February	67	91	90	110	137	83	50	95	81	-
March	63	88	136	88	133	96	105	115	101	-
April	87	95	117	120	126	54	158	98	100	-
May	74	111	117	146	137	59	147	121	123	-
June	86	111	130	134	101	95	132	107	135	-
July	121	99	127	112	138	124	105	113	100	-
August	70	111	116	112	104	90	117	110	105	-
September	88	106	96	91	93	119	125	79	103	-
October	102	98	95	112	123	98	103	88	-	-
November	66	81	95	81	73	82	80	86	-	-
December	46	43	52	57	55	52	54	55	-	-
	820	1,104	1,265	1,256	1,348	1,034	1,248	1,161	930	-

Notices - Submitted Per Quarter										
	2015	2016	2017	2018	2019	2020	2021	2022	2023	2024
Quarter 1	180	249	320	291	398	261	227	304	264	-
Quarter 2	247	317	364	400	364	208	437	326	358	-
Quarter 3	279	316	339	315	335	333	347	302	308	-
Quarter 4	214	222	242	250	251	232	237	229	-	-
	820	1104	1265	1256	1348	1034	1248	1161	930	-

Note:

Further to SI 306 Planning development charges exemption, a number of CNs from Q1 were notified as not commenced and new CN were submitted in Q2
This effected at least 148 houses.

2.2. Water

2.2.1 Public Drinking Water

Full functional management of public water transferred to Uisce Éireann (UÉ) in September 2023. Monitoring information on individual water supplies can be found at <https://www.water.ie/water-supply/water-quality/>

2.2.2 Private Drinking Water Compliance Monitoring

Following updated HSE advise, sampling at nursing homes recommenced in 2022, subject to the incidence rate of Covid-19 at the time, as well as the agreement by management at individual nursing homes. In Q1 2023 priority was given to these nursing homes, as well as schools and creches.

Under the terms of our Service Level Agreement (SLA) with Irish Water, the Environment Directorate delivers an extensive sampling & testing programme in relation to public drinking water supplies. Summary data on progress against overall targets is given below. It is not currently possible to break this data down by Municipal District.

Detailed information on individual water supplies can be found at <https://www.water.ie/water-supply/water-quality/>.

Private WS supply type	No of drinking water Private supplies scheduled for sampling	No of samples scheduled for 2023	No of samples taken by end-Q3 2023	No of parameters scheduled for analysis in 2023	No of parameters analysed by end-Q3 2023	% of parameters Compliant with Drinking Water Standards up to end-Q3 2023
Private Group WS	23	46	24	736	362	96.4%
Q3/2022	25	50	34	800	498	98.4 %
Small private supplies	139*	245*	148	4,410	1,935	95.1%
Q3/2022	101*	202*	164	3,686	2,506	97.1 %

* Number stated is number of supplies prioritised to be monitored based on a risk assessment (e.g. schools, crèches, nursing homes, etc.). This number may be reviewed during the year, depending on laboratory resources. Approximately 400 Small Private Supplies in County Cork.

2.2.3 Bathing Water Compliance Programme 2022

Note: Bathing Season monitoring extends from mid-May to mid-September*. In addition to bathing water sampling and testing outlined below, the Water Quality Laboratory also undertakes environmental education activities as required by the Blue Flag rules.

Below table outlines the planned bathing water monitoring programme for 2023.

Environment/Climate Action/Emergency Services/Rural Broadband

Total No of beaches in monitoring programme 2023	No of samples scheduled for 2023 Bathing water Season (May – Sept)	No of samples taken 2023	No. of compliant samples <i>E.Coli <500 AND I. Enterococci <100</i>	No of non-compliant samples 2023 <i>E. coli > 500 OR I. Enterococci >100</i>
29	158	176	175	1
By End – 2022	177	202	197	5

2.2.4 Bathing water quality status for Identified & Blue flag beaches

Municipal District	Identified Bathing water	2023 Blue Flag Award	2022 Blue Flag Award	2021 Blue Flag Award	2021 Bathing water status (2017-2020 results)	2022 Bathing water status (2018-2021 results)	2023 Bathing water status*
Bandon/Kinsale	Coolmaine	Not BF	No	Not BF	Good	Good	Good
	Garrylucas	Yes	Yes	Yes	Excellent	Excellent	Excellent
	Garretstown	Yes	Yes	Yes	Excellent	Excellent	Excellent
Carrigaline	Fountainstown	Yes	Yes	Not BF	Excellent	Excellent	Excellent
East Cork	Garryvoe	No BF	No	No	Sufficient	Good	Good
	Redbarn	Yes	Yes	Yes	Excellent	Excellent	Excellent
	Youghal Claycastle	Yes	Yes	Yes	Excellent	Excellent	Excellent
	Youghal Front strand	Yes	Yes	No	Excellent	Excellent	Excellent
West	Barleycove	Yes	Yes	Yes	Excellent	Excellent	Excellent
	Inchydoney West	Yes	Yes	Yes	Excellent	Excellent	Excellent
	Inchydoney East	Yes	Yes	Yes	Excellent	Excellent	Excellent
	Ownahincha	Yes	Yes	Yes	Excellent	Excellent	Excellent
	Tragumna	Yes	Yes	Yes	Excellent	Excellent	Excellent
	Warren	No BF	No	Yes	Good	Good	Good

11 Identified Bathing waters attained Blue flag for the 2022 bathing season - Barleycove, Fountainstown, Garretstown, Garrylucas, Inchydoney East, Inchydoney West, Owenahincha, Redbarn, Tragumna, Youghal Claycastle, Youghal Front Strand.

*The EPA is the sole arbiter of Bathing Water status, and this is based on 20 samples over 4 years. The status shown here is based on EPA/HSE criteria for assessment of a single sample

Environment/Climate Action/Emergency Services/Rural Broadband

2.2.5 Bathing water quality status for Green Coast Awards & candidate beaches

15 no. applications for Green Flag beaches submitted to An Taisce for the 2023 bathing season were awarded in June 2023.

Municipal District	Beach	2023 Green Coast Award	2022 Green Coast Award	2021 Green Coast Award	2021 Bathing water status (2017-2020 results)	2022 Bathing water status (2018-2021 results)	2023 Bathing water status*
Bandon/Kinsale	Oysterhaven	Yes	Yes	No	Excellent	Excellent	Good
Carrigaline	Rockybay	Yes	Yes	Yes	Excellent	Excellent	Excellent
	Fountainstown	Yes	Yes	Yes	Excellent	Excellent	Excellent
East Cork	Ring Beach	Yes	Yes	Yes	Excellent	Excellent	Excellent
	Inch Beach	Yes	Yes	Yes	Excellent	Excellent	Excellent
	Shanagarry (Ardnahinch)	Yes	Yes	Yes	Excellent	Excellent	Excellent
	Ballynamona	Yes	Yes	No	Excellent	Excellent	Excellent
West Cork	Ballyrisode	Yes	Yes	Yes	Excellent	Excellent	Excellent
	Cadogens	Yes	Yes	Yes	Excellent	Excellent	Excellent
	Galleycove	Yes	Yes	Yes	Excellent	Excellent	Excellent
	Garinish	Yes	Yes	Yes	Excellent	Excellent	Excellent
	Inchydoney East	Yes	Yes	Yes	Excellent	Excellent	Excellent
	Red strand	Yes	Yes	Yes	Excellent	Excellent	Excellent
	Dooneen	Yes	Yes	Yes	Excellent	Excellent	Excellent
	Sherkin island	Yes	Yes	Yes	Excellent	Excellent	Excellent

*The EPA is the sole arbiter of Bathing Water status, and this is based on 20 samples over 4 years. The status shown here is based on EPA/HSE criteria for assessment of a single sample.

2.2.6 Agricultural Inspection Program

No of farm inspections scheduled for 2023	Municipal District	No of farm inspections undertaken 1/1/2022 to 31/12/2022	No of farm inspections undertaken 1/1/2023 to 30/9/2023	No of warning letters sent	% of farms with non compliances detected	No. of Cross reports to DAFM	% of farms with Cross reports to DAFM
885	Carrigaline	25	7	2	29%	1	14%
	Bandon/ Kinsale	75	73	18	25%	0	0
	Macroom	67	92	27	30%	4	4%

Environment/Climate Action/Emergency Services/Rural Broadband

Cobh	49	69	30	43%	0	0
East Cork	76	53	14	24%	4	8%
Fermoy	145	130	57	44%	0	0
Mallow/Kanturk	216	118	33	28%	9	7%
West Cork	130	154	38	25%	12	8%
Total	783	696	219	31%	30	4%

The most frequent non-compliances detected during the farm inspections were as follows, (non-compliances with Good Agricultural Practice Regulations);

Non-Compliance	Number detected 1/1/2023 -30/09/2023
Inadequate Soiled Water Collection & Storage	83
Inadequate Slurry Collection & Storage	56
Discharge with Potential to Impact Water Quality	48
Inadequate Management of Farmyard Manure	66
Spreading of Slurry/Soiled Water at the Wrong Times	14

Note multiple non-compliances on some inspections

2.2.7 Septic Tanks Inspection Programme 2023.

Municipal District	No. of Septic Tank inspections scheduled for period 2023	No. of Septic Tank inspections undertaken for period 1/1/23 - 30/09/23	No of non-compliant systems identified	% non- compliances identified	No. of Advisory Notices issued	No. of Advisory Notices Complied with
Carrigaline	11	11	4	36%	4	3
Bandon/Kinsale	18	19	6	32%	6	2
Macroom	24	25	13	52%	13	8
Cobh	11	11	2	18%	2	2
East Cork	11	11	4	36%	4	4
Fermoy	18	17	9	53%	9	3
Mallow/ Kanturk	18	16	5	31%	5	0
West Cork	25	24	8	33%	8	4
Total	136	134	51	38%	51	26

Environment/Climate Action/Emergency Services/Rural Broadband

Notes;

1. Under the 2022-2026 Domestic Wastewater Treatment Systems National Inspection Plan, (NIP), the minimum number of inspections has increased from 60 in 2021 to 113 in 2022 & 136/annum from 2023 -2026
2. There is small variation between scheduled & actual inspections in some divisions in order to achieve required number of inspections in each risk zone, & to group inspections for more efficient work.

The 2022-2026 National Inspection Plan identifies 3 Risk Zones.

Risk Zone 1; These are areas where DWWTS pose a higher relative risk to surface waters. NIP requires 23 inspections in Zone 1 in 2023.

Risk Zone 2; These are areas where DWWTS pose a higher relative risk to private wells. NIP requires 91 inspections in Zone 2 in 2022.

Risk Zone 3; Zone 3 covers the rest of the country. NIP requires 22 inspections in Zone 3 in 2022. Sites for inspection have been selected in compliance with the requirements of the NIP.

2.2.8 Update on Septic Tank Inspection Program 2013 – 2023

	No. of Septic Tank inspections scheduled for period 1/7/2013 to 31/12/2022	No. of Septic Tank inspections undertaken to 31/12/2022	No of non-compliant systems identified	% non-compliances identified	No. of Advisory Notices issued	No. of Advisory Notices Complied with by 30/09/2023
Total	797	813	448	55%	448	416

2.2.9 Update on Tracking of Compliance with Advisory Notices 2013 – 2023

National Inspection Plan Domestic Wastewater Treatment System Inspections			Number of Advisory Notices Complied with in				No of Advisory Notices Not Complied with by 30/09/2023	
Dates of Inspections	No of inspections	No. of Advisory Notices Issued	< 3 months	4-6 months	7-12 months	>12 months	>6 months	>12 months
1/7/2013 – 31/12/2014	146	79	25	19	17	17	0	1
1/1/2015 – 31/12/2015	99	58	9	19	18	11	0	1
1/1/2016 – 31/12/2016	102	68	25	16	8	18	0	1
1/1/2017 – 31/12/2017	112	63	10	17	2	26	0	8
1/1/2018 – 31/12/2018	60	21	6	3	2	10	0	0
1/1/2019 – 31/12/2019	60	31	8	12	3	8	0	0
1/1/2020 – 31/12/2020	59	32	7	6	3	12	0	4

Environment/Climate Action/Emergency Services/Rural Broadband

National Inspection Plan Domestic Wastewater Treatment System Inspections			Number of Advisory Notices Complied with in				No of Advisory Notices Not Complied with by 30/09/2023	
Dates of Inspections	No of inspections	No. of Advisory Notices Issued	< 3 months	4-6 months	7-12 months	>12 months	>6 months	>12 months
1/1/2021 – 31/12/2021	62	37	8	15	7	3	0	4
1/1/2022-31/12/2022	113	59	15	21	7	0	2	14

Notes;

- We continue to engage with all householders who have not yet complied fully with their Advisory Notices.
- There are 8 notices not complied with for 2017. All 8 of these are in one location & are liaising with Irish Water re provision of public sewers.

2.2.10 DWWTS Grant Payments by Cork County Council (to 30/09/2023)

Grant Scheme	2014	2015	2016	2017	2018	2019	2020	2021	2022	2023
National Inspection Plan	2 Grants €3,151	8 Grants €17,185	9 Grants €18,282	6 Grants €15,031	3 Grants €6,867	4 Grants €7,177		1 Grant €5,000	8 Grants €22,560	2 Grants €2,532
High Status Areas	N/A	N/A	N/A	N/A	N/A		N/A	1 Incomplete Application	1 Grant paid €5,000 1 applications submitted, & approved, works in progress	
Priority Areas for Action	N/A	N/A	N/A	N/A	N/A		N/A	2 referrals to LAWPro for Approval.	1 Grant Paid €5,000	

Notes;

- Total of 45 DWWTS grants, worth €107,785, have been paid out since 2014, by Cork County Council.
- All grant payments have been recouped from Department of Housing, Local Government & Heritage.
- The grant schemes for High Status Areas, & Priority Areas for Action, were not available until 2020.

Key Message

Too much sludge in the tank is one of the reasons for non-compliance in over 50% of cases. Householders are encouraged to desludge their septic tanks using an authorized desludging contractor every 2-3 years. A list of local authorized desludging contractors is available from the Environment Directorate at Inniscarra.

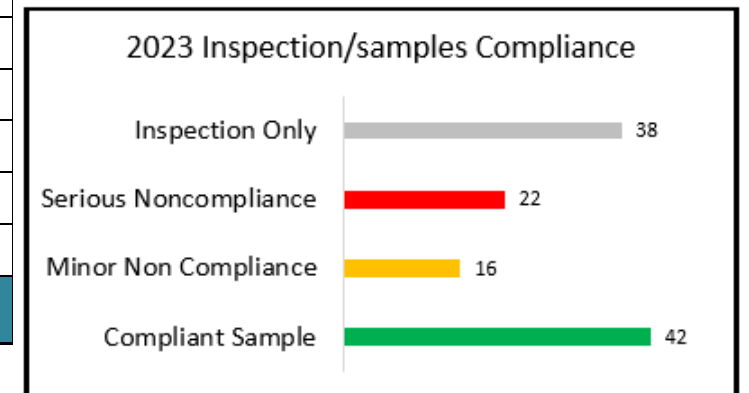
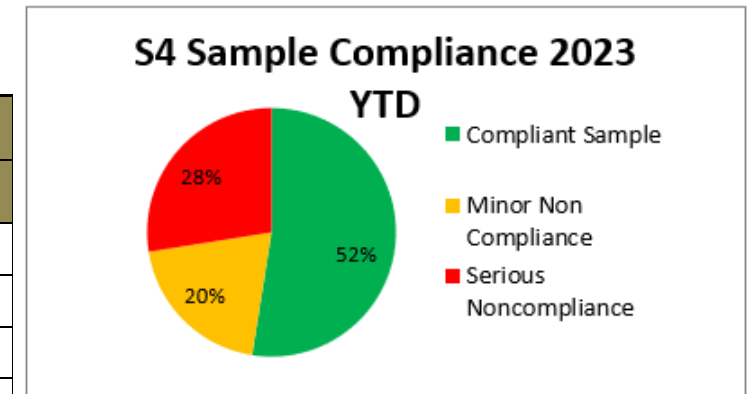
Environment/Climate Action/Emergency Services/Rural Broadband

2.2.11 Public Municipal Wastewater Sampling Programme

Full functional management of public wastewater treatment transferred to Uisce Éireann (UÉ) in September 2023. Information on individual treatment systems can be sought from UÉ (<https://www.water.ie/>)

2.2.12 Trade Wastewater Discharge License Inspection Program – S4 Discharges to water

No. of S4 Inspections scheduled	No inspections undertaken YTD					
	Target	Q1	Q2	Q3	Q4	Σ
Carrigaline	19	0	8	6	0	8
Bandon-Kinsale	18	1	9	6	0	10
Macroom	18	0	3	14	0	3
Cobh	10	0	9	1	0	9
East Cork	17	0	12	6	0	12
Fermoy/Mitchelstown	13	0	5	3	0	5
Mallow/Kanturk	33	0	11	4	0	11
West Cork	32	0	1	19	0	1
Total	160	1	58	59	0	118
% Inspection plan completed		74%				



Note: Section 4 (private discharges) programme has been significantly impacted by a lack of staff resources in Q1 2023. Section 4 inspections programme resumed in Q2 2023.

2.3. Air & Noise

2.3.1 Numbers of licenses under Air Pollutions Acts and related regulations

Licence Type	Municipal District	Q3 2022	Q4 2022	Q1 2023	Q2 2023	Q3 2023	+/- on Q1 2023
Solvent Regulation Certificates (Dry Cleaners)	Bandon/Kinsale	5	4	5	5	5	0
	Carrigaline	3	3	3	3	3	0
	Macroom	0	0	0	0	0	0
	Cobh	1	1	1	1	1	0
	East Cork	1	2	2	2	2	0
	Fermoy	3	3	3	3	3	0
	Kanturk/Mallow	1	1	1	1	1	0
	West Cork	1	0	0	1	1	0
	TOTAL	15	14	15	16	16	0
Deco Paint Regulation Certificates (spray painters)	Bandon/Kinsale	4	4	4	6	5	-1
	Carrigaline	2	3	3	3	3	0
	Macroom	1	1	2	2	2	0
	Cobh	2	2	2	2	2	0
	East Cork	8	7	9	9	9	0
	Fermoy	5	4	5	5	5	0
	Kanturk/Mallow	6	6	6	6	6	0
	West Cork	4	4	6	6	6	0
	TOTAL	32	31	37	39	38	-1

Environment/Climate Action/Emergency Services/Rural Broadband

Petroleum Vapour Certificates	Bandon/Kinsale	15	15	15	16	16	0
	Carrigaline	6	6	5	5	5	0
	Macroon	12	12	12	12	13	0
	Cobh	10	10	10	10	10	1
	East Cork	10	10	10	10	10	0
	Fermoy	15	15	14	14	14	0
	Kanturk/Mallow	9	13	14	14	14	0
	West Cork	19	19	20	19	20	1
	TOTAL	96	100	100	100	102	2
Stage II Petroleum Vapour Certificates*	Bandon/Kinsale	0	0	0	0	0	0
	Carrigaline	0	0	1	1	1	0
	Macroon	1	1	1	1	1	0
	Cobh	1	1	1	1	1	0
	East Cork	1	1	2	2	2	0
	Fermoy	1	1	1	1	1	0
	Kanturk/Mallow	0	1	3	3	3	0
	West Cork	3	0	1	1	2	1
	TOTAL	4	5	10	10	11	1

* Stage II Petrol Vapour Certification relates to the capture of vapours at petrol dispensers (pumps) during refuelling.

Following the publication of an EPA guidance document in Feb. 2022, Cork County Council has commenced issuing such certificates.

Environment/Climate Action/Emergency Services/Rural Broadband

2.3.2 Inspections under Air Pollution Acts and related regulations

No. APA Inspections scheduled		No inspections undertaken YTD				
	Target	Q1	Q2	Q3	Q4	Σ
Carrigaline	4	0	1	1	0	2
Bandon-Kinsale	2	0	1	0	0	1
Macroom	2	0	1	0	0	1
Cobh	8	0	4	0	0	4
Mallow/Kanturk	2	0	1	0	0	1
West Cork	2	0	1	0	0	1
Total	20	0	9	1	0	10
% Inspection plan completed		50%				

2.3.3 Solid Fuel Regulation Inspection Program

Year	No. of Inspections Planned	Advisory Letters[1]	Inspections carried out 2023	Non-Compliances	Warning Letters	Enforcement Proceedings	% Overall Compliance level rel. to inspections undertaken
2023							
Q1	60	0	55	0	0	0	100%
Q2	0	0	0	0	0	0	N/A
Q3	0	0	0	0	0	0	N/A
Q4	60	0	0	0	0	0	N/A
Total	120	0	55	0	0	0	100%

Environment/Climate Action/Emergency Services/Rural Broadband

2.3.4 Solid Fuel Regulations -Mobile/Multi-Agency Checkpoints

Year	No. of Inspections Planned	Advisory Letters	Inspections carried out 2023	Non-Compliances	Warning Letters	Enforcement Proceedings	% Overall Compliance level rel. to inspections undertaken
2023							
Q1	1	0	1	0	0	0	100%
Q2	0	0	0	0	0	0	N/A
Q3	0	0	0	0	0	0	N/A
Q4	2	0	0	0	0	0	N/A
Total	3	0	1	0	0	0	100%

Note: Coal Inspections occurs primarily in Q1 and Q4 each year i.e., during the heating season.

* New regulations governing solid fuels came into force on October 31st, 2022 and apply nationwide. Therefore, the distinction between Low-Smoke Zones and non-ban areas no longer applies. All inspections that took place in Q4 2022 are recorded in Table 2.2.1. Under the new regulations Cork County Council no longer has the power to issue fines.

Environment/Climate Action/Emergency Services/Rural Broadband

2.4. Waste

2.4.1 Inspections 1st July- 30th September

	Municipal District									Q3 Totals	YTD
	Bandon -Kinsale	Carrigaline	Cobh	East Cork	Fermoy	Kanturk-Mallow	Macroom	West Cork			
Waste Enforcement Complaint 1 st Inspection	3	5	3	2	5	6	2	6	129	193	
Waste Presentation & Backyard Burning	2	2	3	3	2	3	0	6	33	72	
Abandoned Vehicles	1	0	0	4	9	2	1	9	32	76	
Article 27 By-Product	0	0	1	1	1	2	0	0	5	18	
Producer Responsibility (WEEE/Tyres/Packaging/etc.)	9	4	0	9	4	18	7	9	69	150	
Food Waste (includes domestic and commercial)	3	0	2	4	2	7	2	5	27	52	
Vehicle Checkpoints*	1	0	0	0	0	0	0	1	3	9	
Other Waste Enforcement Inspections	12	3	11	0	6	0	9	14	82	221	
Total									380	736	

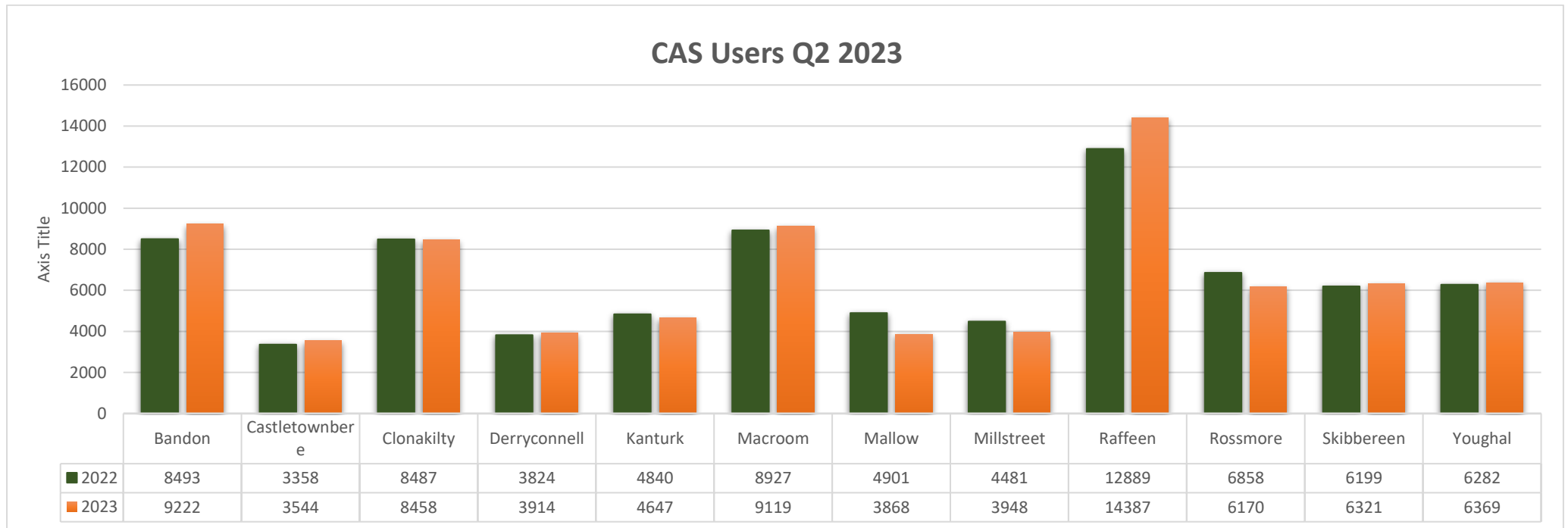
**Vehicle Checkpoint Inspections refers to the number of Vehicle Checkpoints carried out in the quarter. Each checkpoint is attended by multiple staff, and many multiples of vehicles are inspected.*

Environment/Climate Action/Emergency Services/Rural Broadband

2.4.2 Civic Amenity Sites

Zone	Location	Material	Tonnage	Tonnage	Tonnage	Tonnage	TOTAL	TOTAL
			Q1 2023	Q2 2023	Q3 2023	Q4 2023	2022	2023
1	Castletownbere	Recyclables	77.60	87.46	100.73		342.94	265.79
		Waste	73.98	85.14	93.25		299	254.37
	Clonakilty	Recyclables	192.52	210.16	217.72		787.75	620.40
		Waste	142.18	127.64	135.02		532.92	404.84
	Derryconnell	Recyclables	92.54	84.62	98.73		376.84	275.89
		Waste	90.75	94.54	115.75		383.44	301.04
	Skibbereen	Recyclables	70.99	67.17	80.21		313.34	218.37
	Waste	43.89	51.12	66.88		175.65	161.89	
2	Bandon	Recyclables	370.82	383.30	322.64		1,448.74	1076.76
		Waste	179.54	187.84	209.84		914.22	577.22
	Macroom	Recyclables	238.28	255.47	291.60		1,027.48	785.35
		Waste	240.32	234.16	251.46		1,053.38	725.94
	Raffeen	Recyclables	610.04	810.44	835.67		2,601.04	2256.15
		Waste	483.20	550.10	554.62		2,114.30	1587.92
3	Rossmore	Recyclables	308.93	429.23	408.53		1,299.83	1146.69
		Waste	386.60	406.26	449.83		1,413.97	1242.69
	Youghal	Recyclables	154.56	93.82	202.80		652.04	530.97
		Waste	221.48	165.02	272.04		1,004.32	733.28
4	Kanturk*	Recyclables	156.38	152.98	228.49		642.45	574.15
		Waste	181.52	155.91	228.84		836.8	626.00
	Mallow*	Recyclables	199.04	77.87	234.82		740.67	673.81
		Waste	202.28	53.96	198.16		742.36	633.38
	Millstreet*	Recyclables	168.13	58.49	160.19		495.86	468.51
	Waste	211.74	73.70	207.60		714.99	597.33	

Environment/Climate Action/Emergency Services/Rural Broadband



2.4.3 Bring sites

Material	Tonnage Q1 2023	Tonnage Q2 2023	Tonnage Q3 2023	Tonnage Q4 2023	Total Ytd 2023	Total 2022
Glass Bottles	1,874.00	1,488.00	1,470.00		3,362.00	6948.37
Beverage Cans	27.75	11.41	21.71		39.16	99.29
Food Cans	35.22	14.32	21.34		49.54	105.85

Environment/Climate Action/Emergency Services/Rural Broadband

2.4.4 Decisions made Waste Facility Permit & Waste Cert of Registration Applications July 1st – September 30th

Waste Facility Permit/ Certificates of Registration	Municipal District							
	Bandon -Kinsale	Carrigaline	Cobh	East Cork	Fermoy	Macroom	Mallow- Kanturk	West Cork
Q1	0	0	2	1	0	1	0	1
Q2		1	1			3		
Q3		1	1		1	1	2	
Q4								
2023 Totals	0	2	4	1	1	5	2	1
2022 Totals	3	2	2	5	2	3	3	4

Inspections 1st July - 30th September 2023								
	Municipal District							
	Carrigaline	Bandon / Kinsale	Macroom	Cobh	East Cork	Fermoy	Mallow / Kanturk	West Cork
Waste Facility Permit	2	2	1		4		3	6
Waste Collection Permit	1	3	1	1	7	1		
Decisions made by the Waste Regulation Team under SI 821 of 2007 Waste Management (Facility Permit & Registration) Regulations								
Type	Period	Municipal District						
		Fermoy	Kanturk/ Mallow	Carrigaline	Macroom	Cobh	East Cork	Bandon/ Kinsale
Waste Facility Permit/ Certificates of Registration								
Q3 2023			1	2				

Environment/Climate Action/Emergency Services/Rural Broadband

2.4.5 Litter Fines - Environment Directorate Litter Wardens ytd 2023

MDC	Issued				Cancelled				Paid				Sent for Prosecution			
	Q1	Q2	Q3	Q4	Q1	Q2	Q3	Q4	Q1	Q2	Q3	Q4	Q1	Q2	Q3	Q4
Carrigaline	0	2	1							1	1					
Bandon / Kinsale	1	2							1	2						
Macroom	1	2	2						1	2	2					
Cobh	2	1	2		1				2		1					
East Cork	1	1							1	1						
Fermoy	1		1								1					
Kanturk / Mallow	15	10	20						11	9	8		3	4	5	
West Cork	6	1	3						1	2	3			1	1	
TOTAL 2023	27	19	29		1				17	17	16		3	5	6	
TOTAL 2022	28	22	19	15	4	2	0	2	15	14	16	6	2	7	4	0

*For data on fines issued by staff of other Municipal Districts see 2.5.7.

2.4.6 Litter Fines by Category - Environment Directorate Litter Wardens

Fine Category	Issued			
	Q1	Q2	Q3	Q4
LW detection via patrol or report Section 3(1)	22	17	27	
CCTV Section 3(2) b				
Duties of Occupiers Section 6		1	1	
Mobile outlets Section 15				
Unauthorised Sign Section 19	5	1	1	
TOTAL 2023	27	19	29	
TOTAL 2022	28	22	19	15

Environment/Climate Action/Emergency Services/Rural Broadband

2.4.7 Litter Fines - Municipal District Litter Wardens ytd 2023 *(Data not available)*

MDC	Issued				Cancelled				Paid				Sent for Prosecution			
	Q1	Q2	Q3	Q4	Q1	Q2	Q3	Q4	Q1	Q2	Q3	Q4	Q1	Q2	Q3	Q4
Carrigaline																
Bandon / Kinsale																
Macroom																
Cobh																
East Cork																
Fermoy																
Kanturk / Mallow																
West Cork																
TOTAL 2022																
TOTAL 2021																
Notes:																

2.4.8 Anti Litter Unit & Other Environmental Complaints by Type

Type	Q1	Q2	Q3	Q4	Total
Air	32	57	38		
Noise	21	32	23		
Waste	394	286	233		
Waste water	21	8	29		
Water (to be categorised)	26	15	11		
Water Quality	34	33	34		
Total excl Dumping Line 2023	528	431	368		1327
Total excl Dumping Line 2022	516	448	438	330	1732
Notifications to Burn	45	0	6		45

Environment/Climate Action/Emergency Services/Rural Broadband

2.4.9 Anti Litter Unit & Other Environmental Complaints by MDC

	Municipal District								Not Assigned MDC/ Not in Co.Cork
	Bandon - Kinsale	Carrigaline	Cobh	East Cork	Fermoy	Macroom	Mallow-Kanturk	West Cork	
Q1	43	56	49	93	40	61	77	99	10
Q2	48	40	47	60	44	46	62	63	21
Q3	39	56	27	32	29	45	64	59	17
Q4									
2023 Totals	130	152	123	185	113	152	203	221	48
2022 Totals	136	231	146	210	164	178	234	289	144

Anti-Litter Unit Statistics 2021	Q1	Q2	Q3	Q4	YTD 2023	Total 2022
Fly-tipping Complaint Investigations	327	279	161		767	1141
Fly-tipping Cleanup Jobs	204	260	126		590	757
Fly-Tipping Units on Litter duty (Days)	24	31	25		80	115
Waste Collected (Tonnes)	41.20	56.90	21.50		98.10	131.80

Environment/Climate Action/Emergency Services/Rural Broadband

2.4.10 Total Prosecutions (under WMA 1997)

Q2	Municipal District							
	Fermoy	Kanturk /Mallow	Carrigaline	Macroom	Cobh	East Cork	Bandon/ Kinsale	West Cork
COMPLETE		1			1		1	
PENDING	3	3	1		1	2	5	
TOTAL	4	5	1		2	2	6	

2.5. Veterinary & Food Safety

2.5.1 No. of Dog Licences issued

Licence Type	Carrigaline	Macroom	Cobh	East Cork	Kanturk Mallow	Fermoy	West Cork	Bandon Kinsale	Total No. Issued as at 30/09/2023	Total 2023	Total 2022
Ordinary Dog Licenses	2346	2458	2280	3033	3610	2436	3499	2490	22,152	22,152	29912
									An Post 15,197		
General Dog Licences	6	13	1	9	13	8	9	11	70	70	71
									An Post n/a		
Life Time Licences	60	69	58	68	95	50	148	100	648	648	855
									An Post 193		

Total Number of Stray Dogs Entering Pound /Surrendered /Seized for period: 1st Jan 2023 – 30th September 2023 : 202

Total No. Rehomed / Reclaimed: 125 Total No. Euthanised:, 77

Please note not all returns are in yet for this Qtr .

Environment/Climate Action/Emergency Services/Rural Broadband

2.5.2 Number of Lifetime Dog Licenses Purchased over past 10 years.

Year	2013	2014	2015	2016	2017	2018	2019	2020	2021	2022	Total
No. of Lifetime Dog Licenses	14	7	18	24	129	305	545	655	825	855	3377

2.5.3 No. of Dog Fines Issued

Licence Type	Carrigaline	Macroom	Cobh	East Cork	Kanturk Mallow	Fermoy	West Cork	Bandon Kinsale	Total No. Issued as @ 30/09/23	Total 2022
Fines Issued	4	23	4	32	64	9	23	35	194	277
Section 16(1) notices issued	88	92	85	114	136	91	132	99	837	1878
Prosecutions issued	1	0	8	14	12	0	10	2	47	63

2.5.4 No. of Registered Dog Breeding Establishments

Type of DBE	Carrigaline	Macroom	Cobh	East Cork	Kanturk Mallow	Fermoy	West Cork	Bandon Kinsale	Total No. of Registered Establishments as at 30/09/23	Total 2022
Commercial Dog Breeders	0	0	0	0	3	3	2	2	10	10
Hunt/Harrier	1	4	0	3	3	5	0	4	20	20
Boarding Kennels	0	1	0	0	2	1	2	0	6	6
Charities	0	0	0	0	0	0	0	0	0	0
Total No. Establishments.	1	5	0	3	8	9	4	6	36	37

Environment/Climate Action/Emergency Services/Rural Broadband

2.5.5 Approved/Registered Food Premises

Type of premises	Cork City	Carrigaline	Macroom	Cobh	East Cork	Kanturk Mallow	Fermoy	West Cork	Bandon Kinsale	Total 30/09/23	Total Year End 2022
Slaughter houses (Active)	2	0	0	0	3	1	5	9	1	21	22
Slaughter houses (Inactive)	0	0	0	0	0	2	1	3	1	7	7
Meat Manf. Premises	16	1	4	1	0	1	3	3	0	29	30
Reg'd Premises	0	0	2	2	2	2	1	1	0	10	10
Totals	18	1	6	3	5	6	10	16	2	67	69

2.5.6 Control of Horses

Category	Carrigaline	Macroom	Cobh	East Cork	Kanturk Mallow	Fermoy	West Cork	Bandon Kinsale	Total as @ 30/09/23	Total 2022
Number of Stray Horses collected	0	2	3	2	23	2	2	0	34	21
Number Reclaimed	0	0	1	0	10	0	0	0	11	6
Number Rehomed (Rescues/Charities)	0	2	2	2	13	2	2	0	23	15
Number Euthanised at Pound	0	0	0	0	0	0	0	0	0	0
Number to Sanctuaries	0	0	0	0	0	0	0	0	0	0
No. at Pound 30/09/23	0	0	0	0	0	0	0	0	0	0
No. Aborted Trips	0	0	0	0	2	0	0	0	2	6

*Note: Total recoupment payable by DAFM to LAs for horses for collection to disposal from 1st Jan, 2015 is €375 (Circular 2 2014 - reduction of €75).

2.6. Energy Management

2.6.1 SEAI

Public bodies are required under Statutory Instrument 426 of the European Union Energy Efficiency Regulations (2014) as amended to report their energy performance annually. The system by which public bodies report their energy consumption is through the Monitoring and Reporting (M&R) system, managed by the Sustainable Energy Authority of Ireland (SEAI).

Under the Climate Action Plan, Cork County Council had an energy efficiency improvement target of 50% from the baseline year of 2009 by 2030.

2.6.2 Energy Efficiency Status 2030 (preliminary)

At the end of 2021, Cork County Council's energy efficiency was 25.3% better than baseline. The NEEAP target glide path presented in the current SEAI monitoring and reporting scorecard is shown in Figure 1.

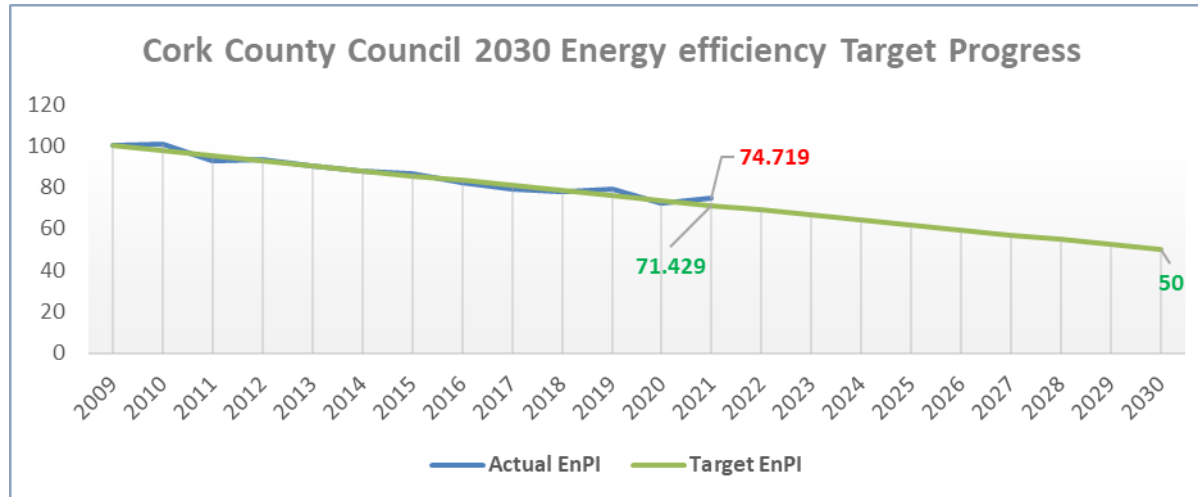


Figure 1 Cork County Council's energy efficiency performance glide path to 2030 from SEAI M&R

Environment/Climate Action/Emergency Services/Rural Broadband

The figures presented were published by the SEAI in their Annual Report 2020 on Public Sector Energy Efficiency Performance. The major findings are as follows:

- 2.8% worse than 2020
- 25.3% better than baseline (2009)
- 49.4% improvement required by 2030

Cork County Council's 2021 scorecard is expected to be published by SEAI in October 2023.

2.6.3 Energy Management Action Plans 2023

Individual Directorates and SEUs were invited to submit Energy Management Action Plans (EMAP) for 2023. The actions for 2023 and progress to date are shown in Table 1.

Directorate	Section	Action	Comment
Corporate Services	County Hall Campus	lighting control upgrade (phase 1 of 2 - 'smart sockets')	<i>Complete</i>
		Capital programme to replace the Philips lighting controllers and software	<i>Close to completion</i>
		Fluorescent lighting upgrade to LED lighting – County Hall	<i>Scoping Stage</i>
		Fluorescent lighting upgrade to LED lighting – Multi-storey carpark	<i>In progress</i>
Roads & Transportation	Public Lighting	Public Lighting Energy Efficiency Project (PLEEP) – South West Region	<i>Contracts signed 28/1/2022. Works have commenced</i>
Environment	Inniscarra Env building	Replace geothermal with air-to-water heat pump/ Replace kerosene oil boilers/	<i>Consultants appointed- review of site has been undertaken & proposals being considered by CCC</i>
	Energy & Climate Change	Indoor Lighting replacement` - phase 2 (10 buildings)	<i>SSIP approval secured; procurement is progressing</i>
		Mallow – energy audit	<i>Awaiting completion by consultant</i>
		Energy Management Software (eLighthouse – Phase 4)	<i>Phase 4 – work has commenced</i>
Display Energy Certificates		<i>Consultant procured</i>	

Environment/Climate Action/Emergency Services/Rural Broadband

Directorate	Section	Action	Comment
		Airtightness tests	<i>Env building (Innicarra) will be tested for air- tightness. Additional buildings may be added Fire & Building Control building completed during 2022</i>
Roads & Transportation	Fleet Mgmt Unit	Machinery depot - energy review & onsite energy generation	<i>Procurement of assessment of energy use in Newberry & Skibbereen yards including fabric upgrade requirement. Will include review of onsite Solar PV generation to supply bitumen production</i>
Municipal Districts	Library Service	Fermoy – review of heating system	<i>complete</i>
		Skibbereen – windows replacement phase 2	<i>Contractor appointed- Replacement of the existing single glaze windows</i>
		Carrigaline roof	<i>Complete</i>
		Clonakilty – door and draft lobby	<i>Complete</i>
		Bantry - major building energy upgrade	<i>Under review Successful Heritage Grant application to replace the windows. Grant is €259,920, with a match funding requirement of 25%.</i>
	Architects	Kinsale - Old Mill Library	<i>Works ongoing</i>
		Macroom - Briery Gap Theatre & Library	<i>Works ongoing</i>
Mallow Leisure Centre		Detail Design regarding the Upgrade of Mallow Pool including energy efficiency works such as new windows, roofing, and improved AHU's	<i>Mallow Swimming Pool has been approved by SSIP for funding for Design - A letter of Intent has been issued to Consultant. It will be 6 months before any design is complete. Funding has not been approved to go to construction – this will require further approval by the SSIP Group at a future date.</i>

Environment/Climate Action/Emergency Services/Rural Broadband

Fermoy Leisure Centre	Fermoy Leisure Centre - replacement boiler, shower calorifier, dressing room AHU	<p><i>2023 Action</i> Request for Tenders have been approved to be sought and are now issued for the following works at the Pool (05/05/2023):</p> <p>(a) New Cascade Boiler (b) New Shower Heater Unit (c) New Dressing room AHU</p>
Dunmanway Leisure Centre	Dunmanway Pool - Energy & Carbon Emissions Saving Report Heat Pump installation	<p><i>Opportunity for Improvement identified:</i></p> <ul style="list-style-type: none"> - Heat Pump Installation - Boiler replacement - AHU dampers bypass - Heating System - Remove regulating valves on three port valves and optimize variable flow

Table 1 2023 EMAP actions

Note the above actions are dependent on funding approval within the respective Directorate.

2.6.4 Important dates

Date	Description
26th & 27th March 2023	ISO 50001 surveillance audit
19 th May 2023	Monitoring & Reporting Deadline
October 2023	Annual Report 2022 on Public Sector Energy Efficiency Performance

Table 2 2023 key dates

2.6.5 ISO 50001

Cork County Councils Energy Management System (EnMS) is accredited to the ISO 50001 standard. Cork County Council is therefore compliant with SI 426, which is the statutory instrument that requires all large organisations to either have completed an organisational energy audit or have implemented an approved EnMS. An ISO 50001 surveillance audit was successfully completed on the 27th of April 2023.

2.6.6 Significant Energy Users (SEU)

ISO 50001 is an organisational energy management system. A requirement of the ISO 50001 accreditation is that Cork County Council continuously monitors and reports on its SEU's. Cork County Council has four nr. Significant Energy Users (SEU). Cumulatively they account for more than 80% of all energy consumption. The 2022 percentage breakdown is provided below:

- Public Lighting (30%)
- Fleet (37%)
- County Hall campus (5%)
- Leisure Centres (7%)
 - Fermoy
 - Mallow
 - Dunmanway
- Other buildings (20%)

2.6.7 Energy Efficiency Status

The Energy & Climate Change Section monitor the energy consumption of each SEU monthly using Energy Performance Indicators (EnPI). The EnPI for each Significant Energy User is described as follows:

- **County Hall has two EnPIs**
 - *A formula called CUSUM predicts what energy should have been used based on past performance and is adjusted for weather conditions.*
 - *kWh/m²/year*
- **Fleet**
 - *Is based on the average monthly litres/100km over the past 12 months.*
- **The Swimming Pools**

Environment/Climate Action/Emergency Services/Rural Broadband

- A formula called CUSUM predicts what energy should have been used based on past performance and is adjusted for weather conditions.
- kWh/m²/year
- **Public lighting** is calculated as the average wattage per lamp in the County. This energy performance indicator (EnPI) is reviewed annually.

SEU Energy Performance Indicators (EnPI)						
County Hall				Fleet	Public Lighting	
Heating Degree Days	Monthly Actual Gas V Predicted Gas use (above/below baseline of 0%)		Total Energy kWh/m2/year (rolling 12 monthly EnPI)		Litres/ 100km/ year (rolling 12 monthly EnPI)	Watts/ lamp
					17.70	101.26
					18.41	105.31
					19.12	109.36
					2022 average	
					>4% above Ave. = Yellow warning	
					>8% above Ave. = Red warning	
Jan-22	271	-6%	112	16.68	102.94	
Feb-22	229	10%	111	16.79	102.80	
Mar-22	257	3%	111	16.99	102.76	
Apr-22	201	9%	112	17.12	102.64	
May-22	113	8%	112	17.00	101.91	
Jun-22	81	No space heating	112	17.20	101.93	
Jul-22	30	No space heating	113	17.10	101.82	
Aug-22	26	No space heating	114	17.36	101.62	
Sep-22	67	No space heating	115	17.19	101.53	
Oct-22	103	3.5%	115	17.33	101.58	
Nov-22	198	-11%	117	17.24	101.25	
Dec-22	329	0%	120	17.70	101.26	
Jan-23	287	12%	124	17.83	101.18	
Feb-23	226	9%	127	17.77	101.16	
Mar-23	256	-7%	129	17.75	101.15	
Apr-23	203	-39%	129	17.89	101.12	
May-23	99	-135%	129	17.95	101.14	

Environment/Climate Action/Emergency Services/Rural Broadband

Figure 2 SEU Monthly Energy Performance Indicators (Leisure Centre EnPis will be present once energy data received from suppliers)

Coordination and compilation of report led by Debbie Hennessy, assisted by the Support Services Team Environment, Climate Action, Emergency Services & Rural Broadband Directorate and edited by Ted O'Leary, Senior Exec Officer.
Tel: 021 4532757 -- email: ted.oleary@corkcoco.ie