



**ENVIRONMENT/CLIMATE ACTION/EMERGENCY SERVICES/RURAL BROADBAND**

**MANAGEMENT REPORT OF THE CHIEF EXECUTIVE TO: WESTERN COMMITTEE – MARCH 2024.**

<i>Environmental Enquiries &amp; Incident Reports. How to contact us:</i>		
<b>Subject</b>	<b>Email</b>	<b>Phone</b>
Civic Amenity Sites & Recycling	<a href="mailto:recycling@corkcoco.ie">recycling@corkcoco.ie</a>	<a href="tel:(021)4285518">(021) 4285518</a>
Waste & Litter complaints	<a href="mailto:antilitterunit@corkcoco.ie">antilitterunit@corkcoco.ie</a>	<a href="tel:(021)4285518">(021) 4285518</a>
Other Waste Enquiries	<a href="mailto:antilitterunit@corkcoco.ie">antilitterunit@corkcoco.ie</a>	<a href="tel:(021)4532700">(021) 4532700</a>
Water, Air, Noise, Agric, other...	<a href="mailto:environ@corkcoco.ie">environ@corkcoco.ie</a>	<a href="tel:(021)4532700">(021) 4532700</a>
Veterinary/Animal Welfare	<a href="mailto:vets@corkcoco.ie">vets@corkcoco.ie</a>	<a href="tel:(021)4285405">(021)4285405</a>
Access to Information on the Environment (AIE)	<a href="mailto:aie.requests@corkcoco.ie">aie.requests@corkcoco.ie</a>	<a href="tel:(021)4532700">(021) 4532700</a>
You can also make a range of environmental enquiries and reports via <a href="http://YourCouncil.ie">YourCouncil.ie</a>		

LOUIS DUFFY  
DIRECTOR OF SERVICE  
DATE: MARCH 2024.

# Environment/Climate Action/Emergency Services/Rural Broadband

<b>1. PART 1 NEWS &amp; UPDATES</b>	<b>5</b>
<b>1.1. CLIMATE ACTION</b>	<b>5</b>
1.1.1 CLIMATE ACTION PLAN	5
1.1.2 COMMUNITY CLIMATE ACTION PROGRAMME (CCAP)	5
<b>1.2. WASTE &amp; LITTER</b>	<b>6</b>
1.2.1 PUBLICATION OF NATIONAL WASTE MANAGEMENT PLAN FOR A CIRCULAR ECONOMY.	6
1.2.2 BROWN BIN COLLECTION SERVICE AVAILABLE TO ALL FROM JANUARY 2024.	7
1.2.3 NATIONAL END OF WASTE CRITERIA FOR RECYCLED AGGREGATE	8
1.2.4 NATIONAL BY-PRODUCT CRITERIA FOR SITE-WON ASPHALT	8
<b>1.3. AIR QUALITY</b>	<b>9</b>
1.3.1 SALE OF NON-COMPLIANT SOLID FUEL REMAINS AN ISSUE.	9
<b>1.4. DOG CONTROL AND ANIMAL WELFARE</b>	<b>9</b>
1.4.1 NEW REGULATIONS INCREASE DOG CONTROL FINES	9
<b>1.5. COMMUNITY ENVIRONMENTAL AWARENESS PROGRAMMES</b>	<b>10</b>
1.5.1 SCHOOL GARDEN COMPETITION LAUNCH	10
1.5.2 GLOBE IRELAND SUSTAINABLE URBAN DRAINAGE (SUDS)-NATURE BASED SOLUTIONS EDUCATION INITIATIVE	11
1.5.3 CLOTH NAPPY INCENTIVE SCHEME	12
1.5.4 DEPOSIT RETURN SCHEME (DRS)	13
1.5.5 WEEE NATIONAL CAMPAIGN LAUNCHED	14
1.5.6 MYWASTE.IE SUPPORTS SCHOOLS TO SEGREGATE THEIR WASTE.	15
<b>1.6. NATIONAL BROADBAND PLAN (NBP)</b>	<b>16</b>
1.6.1 DIGITAL CONNECTIVITY STRATEGY UPDATE	16
1.6.2 NATIONAL BROADBAND IRELAND	16
1.6.3 BROADBAND CONNECTION POINTS	19

## Environment/Climate Action/Emergency Services/Rural Broadband

<b>1.7. EMERGENCY SERVICES</b>	<b>21</b>
1.7.1 COMMUNITY SMOKE ALARM SCHEME	21
1.7.2 CONTROLLED BURNING	21
1.7.3 EXTERNAL EMERGENCY PLAN TEST-IRVING OIL, WHITEGATE REFINERY	22
1.7.4 CORK WEST CIVIL DEFENCE VOLUNTEER HOURS	24
<b>2. WORK PROGRAMME REPORTS FOR Q4 2023</b>	<b>26</b>
<b>2.1. FIRE AND BUILDING CONTROL</b>	<b>26</b>
2.1.1 FIRE OPERATIONS FOR Q4.	26
2.1.2 FIRE PREVENTION	27
<b>2.2. WATER</b>	<b>31</b>
2.2.1 PUBLIC DRINKING WATER	31
2.2.2 PRIVATE DRINKING WATER COMPLIANCE MONITORING	31
2.2.3 BATHING WATER COMPLIANCE PROGRAMME 2022	32
2.2.4 BATHING WATER QUALITY STATUS FOR IDENTIFIED & BLUE FLAG BEACHES.	32
2.2.5 BATHING WATER QUALITY STATUS FOR GREEN COAST AWARDS & CANDIDATE BEACHES	33
2.2.6 AGRICULTURAL INSPECTION PROGRAM	34
2.2.7 SEPTIC TANKS INSPECTION PROGRAMME 2023.	35
2.2.8 UPDATE ON SEPTIC TANK INSPECTION PROGRAM 2013 – 2023	36
2.2.9 UPDATE ON TRACKING OF COMPLIANCE WITH ADVISORY NOTICES 2013 – 2023	36
2.2.10 DWWTS GRANT PAYMENTS BY CORK COUNTY COUNCIL (TO 30/09/2023)	37
2.2.11 PUBLIC MUNICIPAL WASTEWATER SAMPLING PROGRAMME	38
2.2.12 TRADE WASTEWATER DISCHARGE LICENSE INSPECTION PROGRAM – S4 DISCHARGES TO WATER	38
<b>2.3. AIR &amp; NOISE</b>	<b>41</b>
2.3.1 NUMBERS OF LICENSES UNDER AIR POLLUTIONS ACTS AND RELATED REGULATIONS	41
2.3.2 INSPECTIONS UNDER AIR POLLUTION ACTS AND RELATED REGULATIONS	43
2.3.3 SOLID FUEL REGULATION INSPECTION PROGRAM	43
2.3.4 SOLID FUEL REGULATIONS -MOBILE/MULTI-AGENCY CHECKPOINTS	44

## Environment/Climate Action/Emergency Services/Rural Broadband

<b>2.4. WASTE</b>	<b>45</b>
2.4.1 <i>INSPECTIONS 1<sup>ST</sup> OCTOBER TO 31<sup>ST</sup> DECEMBER 2023.</i>	45
2.4.2 <i>CIVIC AMENITY SITES</i>	46
2.4.3 <i>BRING SITES</i>	47
2.4.4 <i>DECISIONS MADE WASTE FACILITY PERMIT &amp; WASTE CERT OF REGISTRATION APPLICATIONS 1<sup>ST</sup> JANUARY TO DECEMBER 31<sup>ST</sup>.</i>	48
2.4.5 <i>LITTER FINES - ENVIRONMENT DIRECTORATE LITTER WARDENS YTD 2023</i>	49
2.4.6 <i>LITTER FINES BY CATEGORY - ENVIRONMENT DIRECTORATE LITTER WARDENS</i>	49
2.4.7 <i>LITTER FINES - MUNICIPAL DISTRICT LITTER WARDENS YTD 2023 (DATA NOT AVAILABLE)</i>	50
2.4.8 <i>ANTI LITTER UNIT &amp; OTHER ENVIRONMENTAL COMPLAINTS BY TYPE</i>	50
2.4.9 <i>ANTI LITTER UNIT &amp; OTHER ENVIRONMENTAL COMPLAINTS BY MDC</i>	51
2.4.10 <i>TOTAL PROSECUTIONS (UNDER WMA 1997)</i>	52
<b>2.5. VETERINARY &amp; FOOD SAFETY</b>	<b>52</b>
2.5.1 <i>NO. OF DOG LICENCES ISSUED</i>	52
2.5.2 <i>NUMBER OF LIFETIME DOG LICENSES PURCHASED OVER PAST 10 YEARS.</i>	53
2.5.3 <i>NO. OF DOG FINES ISSUED</i>	53
2.5.4 <i>NO. OF REGISTERED DOG BREEDING ESTABLISHMENTS</i>	53
2.5.5 <i>APPROVED/REGISTERED FOOD PREMISES</i>	54
2.5.6 <i>CONTROL OF HORSES</i>	54
<b>2.6. ENERGY MANAGEMENT</b>	<b>54</b>
2.6.1 <i>SEAI</i>	54
2.6.2 <i>ENERGY EFFICIENCY STATUS 2030 (PRELIMINARY)</i>	55
2.6.3 <i>ENERGY MANAGEMENT ACTION PLANS 2023</i>	56
2.6.4 <i>IMPORTANT DATES</i>	58
2.6.5 <i>ISO 50001</i>	58
2.6.6 <i>SIGNIFICANT ENERGY USERS (SEU)</i>	58
2.6.7 <i>ENERGY EFFICIENCY STATUS</i>	59

# 1. Part 1 News & Updates

## 1.1. Climate Action

### 1.1.1 *Climate Action Plan*

The Elected Members approved Cork County Council's Climate Action Plan 2024-2029 at the Full Council meeting held on the 12th of February. The Plan was published on the 28<sup>th</sup> of February and a copy of the Plan and associated environmental reports are available for public inspection at [www.corkcoco.ie](http://www.corkcoco.ie). Physical copies of the Climate Action Plan in English and Irish are available in Cork County Council's Public Libraries during opening hours. Discussions will commence shortly with Directorates across the council regarding implementation of adopted individual climate actions.

### 1.1.2 *Community Climate Action Programme (CCAP)*

Applications to the Community Climate Action Programme (CCAP) closed on Wednesday 6th March 2024. The CCAP is designed to provide targeted funding for community groups through a competitive application process to deliver community climate action. 36 applications were received and the process of evaluating these applications will commence shortly. The final decision for project approval will be made by the Minister for Environment, Climate and Communications and the CCAP has no appeal process and all decisions by the Minister are final.

(03\_2024\_W)

### 1.2. Waste & Litter

#### 1.2.1 Publication of National Waste Management Plan for a Circular Economy.

**National Waste Management Plan for a Circular Economy** providing a new framework for the prevention and management of waste from 2024 to 2030 was launched on Friday 1<sup>st</sup> March last.

Ireland currently generates around 3.2 million tonnes of municipal waste per year. This is equivalent to 644kg per person, far higher than the European average of 527kg per person. As a country it is acknowledged that we need to move away from the traditional linear 'take-make-use-dispose' model towards a 'circular economy' regenerative growth model where resources are reused or recycled as much as possible, and the generation of waste is minimised. The transition to a circular economy is essential to reduce pressure on natural resources, aid in achieving climate targets, support Sustainable Development Goals and create sustainable growth and jobs.

The plan identifies 16 focus areas with 85 priority actions and sets out an ambitious target of 0% waste growth per person over the next six years.

To read the plan visit [www.mywaste.ie](http://www.mywaste.ie)



*Pauline McDonagh Senior Executive Scientist with the regional waste planning Office speaking at launch of new Waste Management Plan.*

(03\_2024\_W)

### 1.2.2 Brown Bin Collection Service available to all from January 2024.

From **January 2024**, new legislation means every household with a waste collection service is entitled to a brown bin collection from their service provider.

Up until now, only approximately 69% of households in Ireland up have been able to avail of a food waste collection service from their waste service collector. [Mywaste.ie](https://www.mywaste.ie) is encouraging everyone who does not already have the service to contact their waste collector and request a brown bin service in 2024, because *“you’re never too remote to recycle!”*

A brown bin service accepts all types of food including raw and cooked meat and fish, plate scrapings, along with fruit and vegetable peelings. Other items that can go into the brown bin include food-soiled paper napkins, paper towels, pizza boxes as well as grass clippings and light garden waste. There is lots of information available at <https://www.mywaste.ie/brown-bin-service/>

[Click here](#) to watch this video on how to recycle your food.



(01\_2024\_N)

### **1.2.3 National End of Waste Criteria for Recycled Aggregate**

The EPA published the National End of waste Criteria for Recycled Aggregates in October last. The decision applies to aggregates recycled from construction and demolition waste, including soil and stone, concrete bricks and ceramics. The criteria will allow waste to be reclassified as a product on the market.

The decision will keep materials in use for longer and help towards our circular economy and green public procurement targets by using recycled materials in road construction and general fill. The replacement of virgin aggregates with recycled aggregates will increase recycling in the construction and demolition sectors.

Further details can be found on the link below:

<https://www.epa.ie/publications/licensing--permitting/waste/-national-end-of-waste-criteria-recycled-aggregates.php>



(01\_2024\_N)

### **1.2.4 National By-Product Criteria for Site-Won Asphalt**

In November last the EPA also published the National By-Product Criteria for Site-Won asphalt (e.g. road planings) which became effective immediately.

These criteria allow for the classification of road planings as a by-product, meaning it is not waste. The by-product can subsequently be used or placed on the market in the same way as virgin material. These criteria support waste prevention and facilitate the reuse of materials in new construction projects, in line with circular economy objectives.

Construction and Demolition waste accounts for over 50% of all waste in Ireland and the National decision aims to reduce waste in the road construction industry. This means that road planings are no longer considered a waste if used in accordance to the criteria. The elimination of a case-by-case assessment carried out by the EPA is welcomed as it will set a level playing field for all stakeholders and will encourage more stakeholders to participate.

Further details can be found on the link below:

<https://www.epa.ie/publications/licensing--permitting/waste/consultation-paper-regulation-277-national-by-product-criteria-for-road-planings-used-in-rap-plants.php>

(01\_2024\_N)



### 1.3. Air Quality

#### 1.3.1 *Sale of Non-Compliant solid fuel remains an issue.*

The Environment Directorate recently undertook a county-wide market surveillance exercise alongside its regular programme of inspections of solid fuel retailers. While most retailers are compliant and sell only approved fuels, we have uncovered evidence of the sale and transport of unapproved fuels, particularly bituminous (smoky) coal. Some of the non-compliant retailers identified are in North Cork.

Although this illegal trade is confined to a small number of operators, it is damaging to compliant operators who are losing customers and revenue. The fact that much of this smoky coal is being sourced in Northern Ireland and is being transported all the way to Cork without payment of VAT or Carbon Tax allows non-compliant operators to undercut legitimate traders.

The Environment Directorate will continue to monitor closely and will initiate enforcement action as necessary, and we will also co-ordinate with Revenue & Customs services as appropriate. Anyone wishing to report the transport and or sale of unapproved fuels can do so by email to [environ@corkcoco.ie](mailto:environ@corkcoco.ie) , by telephone to [\(021\) 4532700](tel:0214532700) or online at [YourCouncil.ie](http://YourCouncil.ie).



(01\_2024\_N)

### 1.4. Dog Control and Animal Welfare

#### 1.4.1 *New Regulations increase Dog Control Fines*

On 1<sup>st</sup> December last, new regulations came into force increasing fixed penalty fines under the Control of Dogs Act.

Under the new regulations, Dog Owners can receive on the spot fines of €300 for failing to keep their dog under effective control. Dog Wardens can also issue €300 fines to dog owners for failing to keep a dog muzzled or leashed in a public place where it is required.

(02\_2024\_S)

### 1.5. Community Environmental Awareness Programmes

#### 1.5.1 School Garden Competition Launch

There was a real air of spring in Atkins Garden World as The Mayor of the County of Cork Cllr. Frank O'Flynn and the Lord Mayor of Cork Cllr. Kieran Mc Carthy joined together to launch the 2024 Cork Schools Garden Competition. Sponsored by Cork County Council and Cork City Council and organised by Cork County Muintir na Tíre, the competition has a PRIZE FUND of over €5,000!

The Annual Cork School Garden Competition is open to all primary schools in Cork city and county who have a school garden or are in the process of developing one. There are various award categories including School Garden of the Year, Biodiversity, Fun and Games, Gardening 'As Gaeilge', Imaginative use of Limited Space and many more.

**The closing date for Competition Entry is Good Friday 29<sup>th</sup> March 2024.**

[Full competition details are available here](#)



*1 Pictured with Mayor of the County of Cork Cllr Frank O' Flynn at the launch of the Muintir na Tíre Cork School Garden Competition 2024 are Mr Sean Holland Muintir na Tíre, teachers Clar Ui Mhaolain, James O'Murchu and pupils, brothers Darragh, Tadhg and Cillian O'Muirgheasa of Gaelscoil Charraig Ui Leighin, winners of Best School Garden in County Cork in 2023, Louis Duffy. Director of Services - Environment, Climate Change and Emergency Services, Heritage Officer Conor Nelligan, Katherine Corkery and Michelle Green Environment Directorate Cork County Council.*

(03\_2024\_W)

### 1.5.2 *Globe Ireland Sustainable Urban Drainage (SUDs)-Nature Based Solutions Education Initiative*

This January 2024, 40 Primary and Secondary schools across the country measured precipitation and investigated flood risk and opportunities for resilience in their school and school community.

Students additionally explored the implementation of Nature Based SUDs and completed site inventories and analyses to create 'Spongy School' solutions.

Schools Participating in County Cork were:

- Carrigtwohill Community National School
- Mt. St. Michael Rosscarbery
- Kinsale Community College
- Banteer National School

The Air & Wastewater Team of the Environment Directorate are assisting and providing technical guidance with school projects, including sending pH Test Strips to schools in County Cork.

The programme is managed by An Taisce, and the Environmental Protection Agency (EPA) and outcomes will be published in due course.



(03\_2024\_W)

### 1.5.3 Cloth Nappy Incentive Scheme

Cork County Council, in collaboration with Cork City Council, Cork University Maternity Hospital (CUMH) and Voice Ireland, launched the Cloth Nappy Incentive Scheme in December, to support parents in making a move from disposable nappies to reusable cloth nappies.

A baby uses between 4,000 and 4,500 nappies before potty training at roughly 2.5 years and the UNEP reported in 2021 that disposable nappies are one of the biggest contributors to plastic waste globally. The Cloth Nappy Incentive Scheme supports the use of reusable nappies among families who could not otherwise have considered trying them owing to the upfront costs in buying the nappies. The scheme was established by VOICE under funding provided by the Environmental Protection Agency for a pilot programme in Dublin which was very successful.

The scheme has been hugely popular since the launch in Cork. To date, 100 families in Cork County have been accepted on the scheme. Each family will be provided with a cloth nappy starter kit worth €100 and feedback on their experience will be collected over time.

For more information visit <https://www.voiceireland.org/campaign/cloth-nappy-incentive-scheme>.



Launch at CUMH: Mairead O'Riordan, Clinical Lead CUMH, expectant mothers & staff members Midwife Roisin O'Connor and Dr Cathy Rowland SPR; Dr Cathy Burke, Consultant Gynaecologist/Obstetrician CUMH. Abi O'Callaghan-Platt; Voice Ireland; Staff of Cork City & County Council.

(02\_2024\_S)

### 1.5.4 Deposit Return Scheme (DRS)

Councillors will be aware that the Deposit Return Scheme (DRS) is now live since 1 February 2024. When you buy a drink in a plastic bottle, aluminium or steel can that feature the Re-turn logo, you pay a small deposit in addition to the price of the drink. When you return your empty and undamaged drink container to participating shops and supermarkets, you get your deposit back in full.

Issues have been raised with us by Councillors and others about “in scope” containers that do not have the Re-turn logo and accordingly we sought clarification from the **Re-turn** the administrators of the scheme.

Starting 1 February 2024, retailers have a 4-month transition period during which they can sell both new drinks containers with the Re-turn logo and older drinks containers that do not feature the logo, but whose barcode has been registered by the manufacturer/distributor under the scheme. Thus, during the transition period, drinks containers can incur a deposit in two ways:

- By having the Re-turn logo with a registered barcode
- By having a barcode that is registered as part of the scheme without the Re-turn logo.

Therefore, it is possible that, during the transition period, consumers may be charged a deposit for some containers that do not have the Re-turn logo. When the old stock has been sold, all new stock will have the Re-turn logo. All containers that have international barcodes registered with the scheme will have the deposit repaid when returned to an RVM(Reverse Vending Machine), even if they don't have the Re-turn logo.

During the transition period, there will also be old drink containers without a logo and with a barcode that has not registered with the scheme; these drinks containers will not incur a deposit charge.

From June 1, all drinks containers included in the scheme will feature the Re-turn logo and barcode. If a consumer is in any doubt about whether their container is eligible for a refund on a deposit, they can visit <https://re-turn.ie/consumer/#barcodeChecker> to verify.



(03\_2024\_W)

### 1.5.5 WEEE National Campaign Launched

The recently launched WEEE National Campaign highlights the importance of recycling broken or unused appliances. The campaign is a collaboration between the Government, MyWaste.ie and the two national compliance schemes ERP Ireland and WEEE Ireland.

Electrical items such as mobile phones, laptops, toasters, Christmas lights can all be recycled but people are either hoarding them or disposing of them incorrectly. According to WEEE Ireland chief executive Leo Donovan, “For every 10 new small electrical products sold in Ireland last year, only four are eventually coming back through the Irish-approved e-waste recycling system when they reach end of life.”

The aim of the campaign is to encourage households to do a clear out of electrical items and recycle them for free at their nearest drop off point.

See [www.mywaste.ie](http://www.mywaste.ie) for more information.



(02\_2024\_S)

### 1.5.6 Mywaste.ie Supports Schools to Segregate their Waste.

Mywaste.ie have recently added a section on their website to assist schools in segregating their waste.

Waste prevention, waste segregation and recycling are all aspects of waste management that can be enhanced in schools across Ireland by implementing some simple practices and actions.

The resources available will assist schools in their journey and include downloadable posters, bin labels, guidance booklet, a checklist and four short training animations. Materials are available in English, as Gaeilge or bilingually.

For more information, go to [Schools - mywaste My Waste](#)



(02\_2024\_S)

### 1.6. National Broadband Plan (NBP)

#### 1.6.1 Digital Connectivity Strategy Update

The January 2024 Digital Connectivity Strategy Update released by DECC reports:

The process of delivering fibre to all homes in the Intervention Area is progressing with momentum. While NBI is committed to delivering a cumulative target of 185,000 premises by the end of 2023 under the revised Contract targets, NBI passed over 205,600 premises up to the end of December 2023.

NBI believe they are now making up for delays encountered due to Covid restrictions and they will continue to seek to accelerate the rollout where possible. They expect to pass over 300,000 premises by the end of 2024.

To date over 69,100 full fibre connections have been made by NBI across all counties and demand remains very strong where fibre is available. Over 3,500 connections are being made each month.

#### 1.6.2 National Broadband Ireland

NBI rely on their parent website at <https://nbi.ie/> to provide information on the National Broadband Contract. Websites <https://nbi.ie/where-are-we-working/> and <https://nbi.ie/nbp-project-progress/> provides greater detail on the roll-out progress to premises across the Intervention Areas.

NBI continue to operate a dedicated e-mail service at [reps@nbi.ie](mailto:reps@nbi.ie) for Elected Representative queries and news items are published at <https://nbi.ie/news/updates/>. NBI advise of issuing news items direct to relevant Elected Representatives.

Network build is substantially complete in Carrigaline, Midleton, Youghal, Rathmore, Tallow, Templemartin as well as the Hare and Long Island DA's. Deployment in the, Clonakilty, Fermoy and Kanturk DA's is ongoing. Survey works in the Abbeyfeale, Dursey Island, Eyeries, Horse Island, Killavullen, Kinsale, Lauragh, Meelin, Mitchelstown and Skibbereen DA's is complete. Survey works are pending at Ballingeary, Bantry, Bere Island, Cape Clear, Sherkin Island, Carriganimmy, Charleville, Dunmanway, Grenagh, Kilcrohane and Schull. DA's





## Environment/Climate Action/Emergency Services/Rural Broadband

Status Deployment Area	Status	Anticipated Date for Connection	Number Premises MOVED INTO IA	Number Premises @ SURVEY_PENDING	Number Premises @ Survey Planned/Underway	Number Premises @ SURVEY_COMPLETE	Number Premises @ NETWORK_BUILD_IN_PR GRESS	Number Premises @ Available to Order/Pre Order	Number Premises in DA to be passed by NBI
ABBEYFEALE	SURVEY_COMPLETE	July 2025 - December 2025				45			45
BALLINGEARY	SURVEY_PENDING	January 2026 - December 2025		858					858
BANTRY	SURVEY_PENDING	January 2026 - December 2025		3792					3,792
Bere Island (CK)	SURVEY_PENDING	October 2025 - December 2025		248					248
Cape Clear/Sherkin Island (CK)	SURVEY_PENDING	March 2025 - May 2025		124					124
CARRIGALINE	Available to Order/Pre Order	Available to Order/Pre Order			16			3658	3,674
CARRIGANIMMY	SURVEY_PENDING	January 2026 - December 2025		4098					4,096
CHARLEVILLE	SURVEY_PENDING	January 2026 - December 2025		2261					2,261
CLONAKILTY	NETWORK_BUILD_IN_PROGRESS	July 2025 - December 2025					5795		5,795
Default OLT	DA_NOT_ASSIGNED		530	13	4				547
DUNMANWAY	SURVEY_PENDING	January 2026 - December 2025		4366					4,366
Dursey Island (CK)	SURVEY_COMPLETE	July 2025 - September 2025				18			18
EYERIES	SURVEY_COMPLETE	January 2025 - June 2025				1489			1,489
FERMOY	NETWORK_BUILD_IN_PROGRESS	January 2025 - June 2025					3695		3,695
GRENAGH	SURVEY_PENDING	January 2026 - December 2025		4183					4,183
Hare Island (CK)	Available to Order/Pre Order	Available to Order/Pre Order						59	59
Horse Island (CK)	SURVEY_COMPLETE	July 2026 - September 2026				7			7
KANTURK	NETWORK_BUILD_IN_PROGRESS	October 2024 - December 2025					3888		3,888
KILCROHANE	SURVEY_PENDING	January 2026 - December 2025		469					469
KILLAVULLEN	SURVEY_COMPLETE	January 2026 - December 2025				3252			3,252
KINSALE	SURVEY_COMPLETE	January 2026 - December 2025				3557			3,557
LAURAGH	SURVEY_COMPLETE	January 2025 - June 2025				401			401
Long Island (CK)	Available to Order/Pre Order	Available to Order/Pre Order						27	27
MEELIN	SURVEY_COMPLETE	January 2026 - December 2025				2050			2,050
MIDDLETON	Available to Order/Pre Order	Available to Order/Pre Order			28		163	8757	8,848
MITCHELSTOWN	SURVEY_COMPLETE	January 2026 - December 2025				1644			1,644
RATHMORE	Available to Order/Pre Order	Available to Order/Pre Order			33		5	2098	2,136
SCHULL	SURVEY_PENDING	January 2026 - December 2025		2319					2,319
SKIBBEREEN	SURVEY_COMPLETE	January 2026 - December 2025				3663			3,663
TALLOW	Available to Order/Pre Order	Available to Order/Pre Order					29	881	890
TEMPLEMARTIN	Available to Order/Pre Order	Available to Order/Pre Order			174		161	5815	6,050
YOUGHAL	Available to Order/Pre Order	Available to Order/Pre Order			12		196	2140	2,348
<b>Totals</b>			<b>530</b>	<b>22,729</b>	<b>167</b>	<b>16,126</b>	<b>13,832</b>	<b>23,415</b>	<b>76,799</b>

Tabular Representation of NBI Deployment across DA's

### 1.6.3 Broadband Connection Points

A total of 25 BCP's are now completed across the county and are operational. Remote working is being accommodated at a number of BCP's.

The Council continues to support the Broadband Connection Points (BCPs) initiative and is co-funding the monthly broadband retail service costs at BCP's in association with Dept. Rural and Community Development. Many of the BCP's availed of Town and Village funding support to purchase furniture and fittings to enhance remote working opportunities.

Centres across the county hosting BCP sites will benefit to amounts of €320K following successful applications under the Community Centre Investment Fund grant scheme aimed at upgrading and development of community centre facilities which had become aged and dilapidated over time. The successful groups are:

Aubane Community School, Millstreet	€16,000.00
Bere Island Old School Heritage Complex	€25,000.00
Castlelyons Community Centre	€22,628.25
Courtbrack Community Association, Gilough	€16,033.86
Diarmuid O'Mathuna GAA club, Castletownkenneigh, Enniskean	€16,117.00
Dromina Community Council Ltd, Newtownshandrum	€23,406.27
Whitechurch & Waterloo Community Association Company	€100,000.00
Riverstick Community Association	€100,916.73

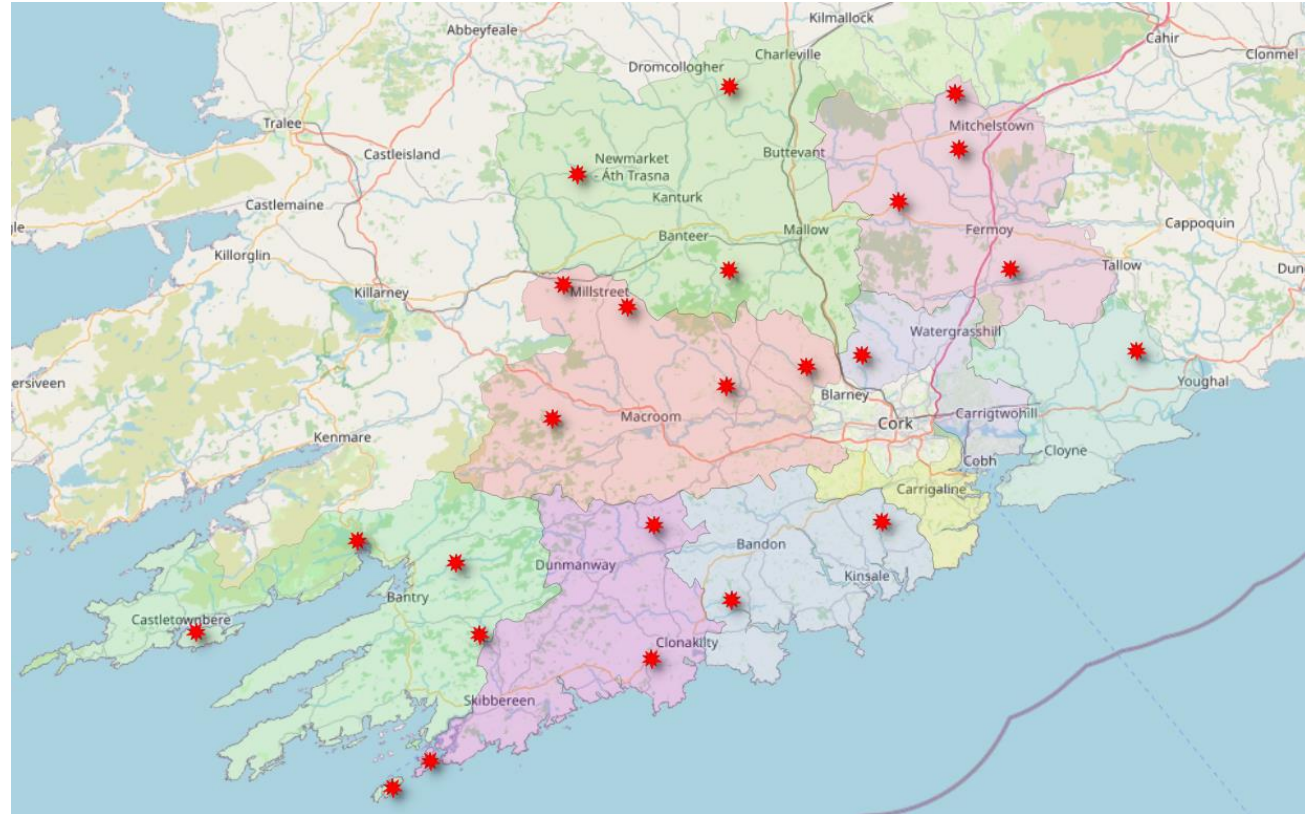
All projects funded under the Community Centre Investment Fund must be completed by March 2024 for drawdown of the approved funding.

Caheragh Community Hall was recently awarded €1,000 under the RISE Community Fund. The RISE Community Fund is supported by NBI and is aimed at addressing the rural digital divide. It awards grants of €1,000 each to empower local businesses, community groups and social enterprises to enhance their digital capacity. The Fund offers an immediate financial injection into the local community, boosting the digital ecosystem.

## Environment/Climate Action/Emergency Services/Rural Broadband

The list of BCP's is categorized by MD as set out below:

- Bandon-Kinsale MD
  - Clogagh Community Hall and Riverstick Community Centre
- Cobh MD
  - Whitechurch Community Centre
- Fermoy MD
  - Ballindangan Community Centre, T.O Park Community & Sports Centre, Castlelyons Community Centre and The Old Mill, Castletownroche
- Kanturk-Mallow MD
  - Glash School Community Centre, Laharn Heritage Centre and The Old Schoolhouse, Dromina
- Macroom MD
  - Aghabullogue Community Centre, Aubane Community Centre, Ballydaly Community Hall, Courtbrack Community Centre and Ionadh Áise, Renaniree
- East Cork MD
  - Inch Community Centre
- West Cork MD
  - Bere Island Heritage Centre, Castletownkenneigh Community Centre, Clonakilty ETB, Coláiste Phobal Cléire, Lisavaird Community Centre, Mealagh Valley Community Centre and Sherkin Island Community Hall, Caheragh Community Centre and Glengarriff Community Centre.



(02\_2024\_S)

### 1.7. Emergency Services

#### 1.7.1 Community Smoke Alarm Scheme

Cork County Fire Service will provide local Community Groups/Organisations with 10 year battery operated smoke alarms for distribution and installation in elderly and vulnerable resident's dwellings. These smoke alarms are only available to individuals through local Community Groups/Organisations. Representatives of such group who want further information on this scheme can contact Cork County Fire Service at [fireinfo@corkcoco.ie](mailto:fireinfo@corkcoco.ie) for details and application forms.

The scheme is supported by the National Directorate for Fire and Emergency Management (NDFEM).

The importance of having a working smoke detector fitted cannot be over emphasised. Most deaths caused by house fires can be prevented if a working smoke alarm is installed.

Statistics show that 20% of households do not have a working smoke alarm. Working Smoke alarms can save lives!



(02\_2024\_S)

#### 1.7.2 Controlled Burning

Cork County Council wishes to remind all land and property holders that it is illegal to cut, grub, burn or otherwise destroy, any vegetation growing on land not then cultivated, or in the course of cultivation, for agriculture or forestry between **1st March and 31st August** each year pursuant to the Wildlife Acts, 1976 and 2000.

The burning of waste is an illegal practice and is an offence under the Waste Management Act, 1996, as amended, the Air Pollution Act, 1987 and the Waste Management (Prohibition of Waste Disposal by Burning) (Amendment) Regulations, 2020.

The previous exemption under the Waste Management Regulations which allowed farmers to dispose of green waste generated by agricultural practices by burning ended on the 30<sup>th</sup> of November 2023.

Consequently, Farmers/Landowners are no longer permitted to burn agricultural waste and must instead apply the following waste hierarchy:

- Waste arisings are reduced in accordance with best agricultural practice.
- Waste is reused where practicable.
- Waste is recycled through shredding and used as compost or wood chippings.
- Waste is salvaged for use as fuel where practicable.

Uncontrolled fires pose a danger to wildlife, property, infrastructure, the environment, and potentially human life. They can be a significant and prolonged draw on Cork County Council Fire Service resources and may compromise their ability to respond to other incidents such as road traffic collisions or domestic fires.

Farmers carrying out limited controlled burning outside of the prohibited period of 1<sup>st</sup> March to 31<sup>st</sup> August must first notify the Fire Service by calling 999/112 to ensure that the Fire Service is not needlessly mobilised to the fire because of calls from concerned members of the public.

(02\_2024\_S)

### **1.7.3 External Emergency Plan Test-Irving Oil, Whitegate Refinery**

Irving Oil, Whitegate, is Ireland's only refinery where light, low-sulphur crude oil, sourced from the North Sea and West Africa is processed. The facility produces transportation and heating fuels such as gasoline, diesel and kerosene that are then distributed across Ireland and Europe. Since it opened in 1959, Ireland's only crude oil refinery has played a critical role in the country's energy infrastructure. The site is considered an Upper-Tier establishment under the COMAH Regulations which requires External Emergency Plans to be tested every three years.

A test of the Irving Oil External Emergency Plan took place on site at the refinery on Thursday 29<sup>th</sup> February 2024. The exercise tested a major accident scenario by simulating an activation of the External Emergency Plan for the site. External Emergency Plans are specific Sub-Plans of the Major Emergency Plan of each Principal Response Agency, including Cork County Council.

## Environment/Climate Action/Emergency Services/Rural Broadband

The event was well supported by the Interagency Emergency Management Office, Cork County Council, HSE, An Garda Síochána, the EPA, the Port of Cork and Irving Oil Staff.



1.7.4 Cork West Civil Defence Volunteer Hours

(03\_2024\_W)

Month/Total Operational Hours	Operational Activities (December – February)
December/68hrs	<ul style="list-style-type: none"> <li>Ballineen/Enniskeane Christmas Parade - Medical Responder Duty, Vehicle Parade</li> <li>Skibbereen Christmas Parade - Medical Responder Duty, Vehicle Parade</li> <li>Homecoming for O’Donovan Rossa Junior A Ladies All Ireland Champions – Medical Responder Duty, Vehicle Parade</li> </ul>
January/16hrs	<ul style="list-style-type: none"> <li>Skibbereen Rowing Club 5Km Fun Run - Medical Responder Duty</li> <li>Launch of New West Cork Rapid Response Jeep - Cork West Civil Defence volunteers attending the launch of Dr Jason Van Der Velde’s new West Cork Rapid Response jeep on Sunday the 21<sup>st</sup> of January 2024 which was held in Ballinscarthy.</li> </ul>
February/48hrs	<ul style="list-style-type: none"> <li>Missing Person Search Operation – Ballineen Area (Person Located Safe and Well) - Search Responder Duty</li> <li><u>Guest Speaker – Officer Commanding of the 122<sup>nd</sup> Infantry Battalion in UNIFIL (Lebanon) Lieutenant Colonel Cathal Keohane</u> <ul style="list-style-type: none"> <li>Lt Col Cathal Keohane met with the Cork West Civil Defence volunteers on Friday the 16<sup>th</sup> of February. He spoke about his recent experience in Lebanon, and the importance of training, and mission readiness.</li> </ul> </li> </ul>



Rest Centre exercise held in Skibbereen.



## Environment/Climate Action/Emergency Services/Rural Broadband

Month	Training Activities (December – February)
December	<ul style="list-style-type: none"> <li>• Emergency First Responder Course: 1 newly qualified Emergency First Responders</li> <li>• People Handling: 8 Volunteers</li> <li>• <u>UCC Interagency Education &amp; Training Day</u> On Saturday the 2<sup>nd</sup> of December, Cork City Civil Defence hosted an Interagency Education &amp; Training Day in UCC. Thirteen Cork West Civil Defence volunteers attended the event. Guest speakers included: Dr Tony Lynch, GP/First Responder, Dr Hugh Doran, GP/First Responder, Ger Ryan, Fire Officer, Cork Fire Brigade, Dr Sandra Peake, CEO Wave Trauma Centre Belfast, Dr Colm Henry, Chief Medical Officer, Ger O’Dea, National Ambulance Service, Prof C. Farrell, Director of EMS Harvard University Boston.</li> </ul>
January	<ul style="list-style-type: none"> <li>• Cardiac First Responder Recertification: 17 volunteers recertified.</li> <li>• Rest Centre Exercise – The Aim of the exercise was to test the “MEM Region South Evacuation Guide”. The exercise included               <ul style="list-style-type: none"> <li>○ Testing of mobilisation procedures.</li> <li>○ Exploring each Agency’s roles and responsibilities</li> <li>○ Exploring Inter-Agency cooperation</li> <li>○ Testing of communications</li> <li>○ Review of the “MEM Region South Evacuation Guide”</li> </ul> </li> </ul>
February	<ul style="list-style-type: none"> <li>• Weekly training has resumed on Thursday nights in Ballineen and Skibbereen. February training covered Medical Skills.</li> <li>• Fortnightly boat training has resumed every second Sunday morning.</li> </ul>



Swift Water First Responder Course

## 2. Work Programme Reports for Q4 2023

(DATA IS UP TO THE END OF Q3 UNLESS OTHERWISE STATED)

### 2.1. Fire and Building Control

#### 2.1.1 Fire Operations for Q4.

Fire Operations	
<b>Total number of turnouts to fires</b>	232
Average of turnout times	308.61secs
Average of response times	794.25secs
% of calls with a response time of less than 10 minutes	34.91%
% of calls with a response time of between 10 and 20 minutes	37.50%
% of calls with a response time greater than 20 minutes	13.79%
<b>Total number of turnouts to non-fire emergencies</b>	422
Average of turnout times	302.60secs
Average of response times	1008.12secs
% of calls with a response time of less than 10 minutes	27.25%
% of calls with a response time of less than 20 minutes	35.07%
% of calls with a response time greater than 20 minutes	22.51%

2.1.2 Fire Prevention

Fire and Building Control Statistics Q3-2023

Fire Prevention

**Fire Safety Certificates (FSC)**

The following statistics relate to the number of Fire Safety Certificate applications received and the number of Fire Safety Certificate applications granted on a month-by-month basis during the period covered by this report. *(FSC received includes invalid applications. Decisions does not include invalidation)*

Month	No. Fire Certificates received	No. Fire Certificates decided
October 2023	22	39
November 2023	27	35
December 2023	19	13
<b>Total</b>	<b>68</b>	<b>87</b>

Building Control

**Commencement Notices and 7 Day Notices**

The following statistics relate Commencement Notices (CN) submissions received on a the period covered by this

Month	No. of Buildings covered by Valid Notices (CN + 7DN)	No. of Notices made valid (CN + 7DN)
October 2023	349	98
November 2023	201	75
December 2023	295	49
<b>Total</b>	<b>845</b>	<b>222</b>

to the number of valid & 7 Day Notices (7DN) month by month basis during report.

NB : the difference between the number of Notices and buildings is mostly accounted for by housing estates.

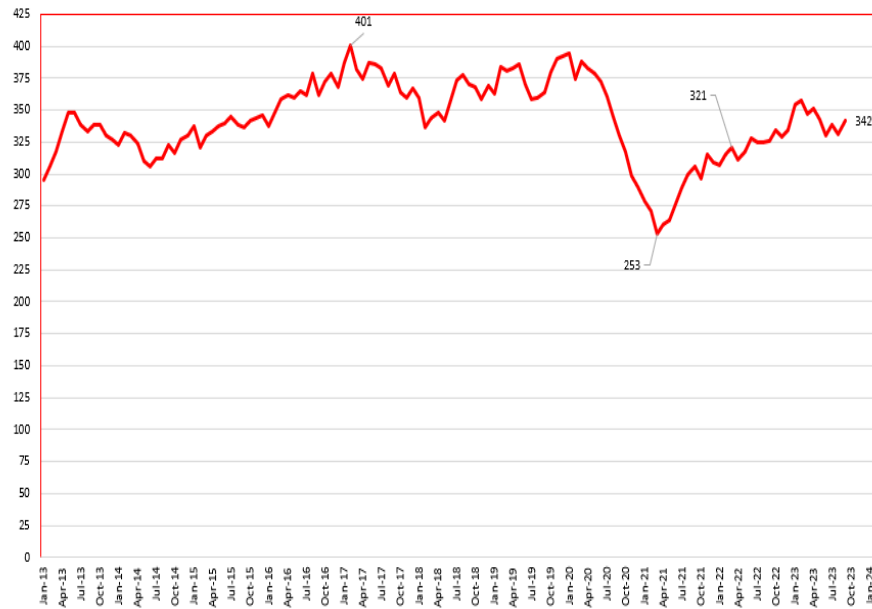
## Environment/Climate Action/Emergency Services/Rural Broadband

### Disability Access Certificates (DAC)

The following statistics relate to the number of Disability Access Certificate (DAC) applications received and the number of DAC applications granted on a month by month basis for the period covered by this report. *(DAC received includes invalid applications. Decisions does not include invalidation)*

Month	No. Access Certificates received	No. Access Certificates decided
October 2023	11	25
November 2023	19	18
December 2023	21	13
<b>Total</b>	<b>51</b>	<b>56</b>

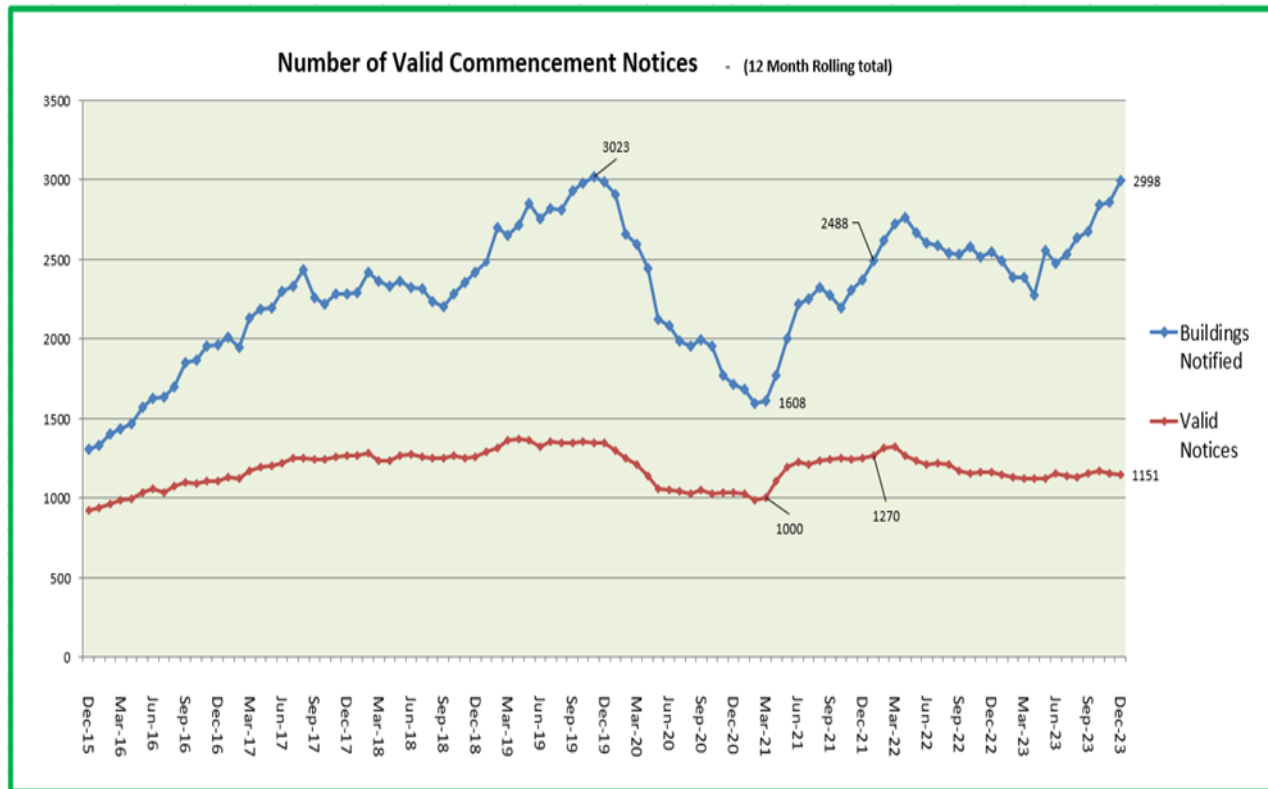
Valid FSC applications Received - 12 month rolling total



Valid DAC applications Received - 12 month rolling total



# Environment/Climate Action/Emergency Services/Rural Broadband



## Environment/Climate Action/Emergency Services/Rural Broadband

Buildings - Per Month										
	2015	2016	2017	2018	2019	2020	2021	2022	2023	2024
January	62	87	133	134	200	115	88	204	147	-
February	98	169	106	234	448	204	110	243	143	-
March	89	120	300	245	200	136	151	257	257	-
April	139	176	232	205	265	111	277	310	200	-
May	97	201	209	235	376	59	292	203	483	-
June	118	174	284	250	151	106	318	247	166	-
July	168	176	208	195	262	170	200	185	240	-
August	111	168	266	189	181	149	226	180	280	-
September	152	305	132	103	221	258	205	195	237	-
October	138	160	124	197	245	205	128	177	349	-
November	66	150	211	287	329	144	252	187	201	-
December	69	79	82	145	111	57	125	158	295	-
	1,307	1,965	2,287	2,419	2,989	1,714	2,372	2,546	2,998	-

	2015	2016	2017	2018	2019	2020	2021	2022	2023	2024
Quarter 1	249	376	539	613	848	455	349	704	547	-
Quarter 2	354	551	725	690	792	276	887	760	849	-
Quarter 3	431	649	606	487	664	577	631	560	757	-
Quarter 4	273	389	417	629	685	406	505	522	845	-
	1307	1965	2287	2419	2989	1714	2372	2546	2998	-

Notices - Submitted Per Month										
	2015	2016	2017	2018	2019	2020	2021	2022	2023	2024
January	50	70	94	93	128	82	72	94	81	-
February	67	91	90	110	137	83	50	95	81	-
March	63	88	136	88	133	96	105	115	101	-
April	87	95	117	120	126	54	158	98	100	-
May	74	111	117	146	137	59	147	121	123	-
June	86	111	130	134	101	95	132	107	135	-
July	121	99	127	112	138	124	105	113	100	-
August	70	111	116	112	104	90	117	110	105	-
September	88	106	96	91	93	119	125	79	103	-
October	102	98	95	112	123	98	103	88	98	-
November	66	81	95	81	73	82	80	86	75	-
December	46	43	52	57	55	52	54	55	49	-
	920	1,104	1,265	1,256	1,348	1,034	1,248	1,161	1,151	-

Notices - Submitted Per Quarter										
	2015	2016	2017	2018	2019	2020	2021	2022	2023	2024
Quarter 1	180	249	320	291	398	261	227	304	263	-
Quarter 2	247	317	364	400	364	208	437	326	358	-
Quarter 3	279	316	339	315	335	333	347	302	308	-
Quarter 4	214	222	242	250	251	232	237	229	222	-
	920	1104	1265	1256	1348	1034	1248	1161	1151	-

**Note:**

Further to SI 306 Planning development charges exemption, a number of CNs from Q1 were notified as not commenced and new CN were submitted in Q2  
This effected at least 148 houses.

## 2.2. Water

### 2.2.1 Public Drinking Water

Full functional management of public water transferred to Uisce Éireann (UÉ) in September 2023. Monitoring information on individual water supplies can be found at <https://www.water.ie/water-supply/water-quality/>

### 2.2.2 Private Drinking Water Compliance Monitoring

Following updated HSE advise, sampling at nursing homes recommenced in 2022, subject to the incidence rate of Covid-19 at the time, as well as the agreement by management at individual nursing homes. In Q1 2023 priority was given to these nursing homes, as well as schools and creches.

Under the terms of our Service Level Agreement (SLA) with Irish Water, the Environment Directorate delivers an extensive sampling & testing programme in relation to public drinking water supplies. Summary data on progress against overall targets is given below. It is not currently possible to break this data down by Municipal District.

Detailed information on individual water supplies can be found at <https://www.water.ie/water-supply/water-quality/>.

Private WS supply type	No of drinking water Private supplies	No of samples scheduled for 2022	No of samples taken by end-Q4 2022	No of parameters scheduled for analysis in 2022	No of parameters analysed by end-Q4 2022	% of parameters Compliant with Drinking Water Standards up to end-Q4 2022
<b>Private Group WS</b>	<b>25</b>	<b>50</b>	<b>52</b>	<b>800</b>	<b>845</b>	<b>97.2 %</b>
<i>Q4/2021</i>	<i>25</i>	<i>50</i>	<i>69</i>	<i>950</i>	<i>1,238</i>	<i>95.6%</i>
<b>Small private supplies</b>	<b>101*</b>	<b>202</b>	<b>202</b>	<b>3,686</b>	<b>3,350</b>	<b>96.9 %</b>
<i>Q4/2021</i>	<i>159*</i>	<i>200</i>	<i>210</i>	<i>3,600</i>	<i>3,638</i>	<i>87.3</i>

\* Number stated is number of supplies prioritised to be monitored based on a risk assessment (e.g. schools, crèches, nursing homes, etc.). This number may be reviewed during the year, depending on laboratory resources. Approximately 400 Small Private Supplies in County Cork

## Environment/Climate Action/Emergency Services/Rural Broadband

### 2.2.3 Bathing Water Compliance Programme 2022

Note: Bathing Season monitoring extends from mid-May to mid-September\*. In addition to bathing water sampling and testing outlined below, the Water Quality Laboratory also undertakes environmental education activities as required by the Blue Flag rules.

Below table outlines the planned bathing water monitoring programme for 2023.

Total No of beaches in monitoring programme 2023	No of samples scheduled for 2023 Bathing water Season (May – Sept)	No of samples taken 2023	No. of compliant samples <i>E.Coli &lt;500 AND I. Enterococci &lt;100</i>	No of non-compliant samples 2023 <i>E. coli &gt; 500 OR I. Enterococci &gt;100</i>
29	158	176	175	1
By End – 2022	177	202	197	5

### 2.2.4 Bathing water quality status for Identified & Blue flag beaches.

Municipal District	Identified Bathing water	2023 Blue Flag Award	2022 Blue Flag Award	2021 Blue Flag Award	2021 Bathing water status (2017-2020 results)	2022 Bathing water status (2018-2021 results)	2023 Bathing water status*
Bandon/Kinsale	Coolmaine	Not BF	No	Not BF	Good	Good	Good
	Garrylucas	Yes	Yes	Yes	Excellent	Excellent	Excellent
	Garretstown	Yes	Yes	Yes	Excellent	Excellent	Excellent
Carrigaline	Fountainstown	Yes	Yes	Not BF	Excellent	Excellent	Excellent
East Cork	Garryvoe	No BF	No	No	Sufficient	Good	Good
	Redbarn	Yes	Yes	Yes	Excellent	Excellent	Excellent
	Youghal Claycastle	Yes	Yes	Yes	Excellent	Excellent	Excellent
	Youghal Front strand	Yes	Yes	No	Excellent	Excellent	Excellent
West	Barleycove	Yes	Yes	Yes	Excellent	Excellent	Excellent
	Inchydoney West	Yes	Yes	Yes	Excellent	Excellent	Excellent
	Inchydoney East	Yes	Yes	Yes	Excellent	Excellent	Excellent
	Ownahincha	Yes	Yes	Yes	Excellent	Excellent	Excellent
	Tragumna	Yes	Yes	Yes	Excellent	Excellent	Excellent
	Warren	No BF	No	Yes	Good	Good	Good



## Environment/Climate Action/Emergency Services/Rural Broadband

**11 Identified Bathing waters attained Blue flag for the 2022 bathing season** - Barleycove, Fountainstown, Garretstown, Garrylucas, Inchydoney East, Inchydoney West, Owenahincha, Redbarn, Tragumna, Youghal Claycastle, Youghal Front Strand.

\*The EPA is the sole arbiter of Bathing Water status, and this is based on 20 samples over 4 years. The status shown here is based on EPA/HSE criteria for assessment of a single sample

### 2.2.5 Bathing water quality status for Green Coast Awards & candidate beaches

15 no. applications for Green Flag beaches submitted to An Taisce for the 2023 bathing season were awarded in June 2023.

Municipal District	Beach	2023 Green Coast Award	2022 Green Coast Award	2021 Green Coast Award	2021 Bathing water status (2017-2020 results)	2022 Bathing water status (2018-2021 results)	2023 Bathing water status*
Bandon/Kinsale	Oysterhaven	Yes	Yes	No	Excellent	Excellent	Good
Carrigaline	Rockybay	Yes	Yes	Yes	Excellent	Excellent	Excellent
	Fountainstown	Yes	Yes	Yes	Excellent	Excellent	Excellent
East Cork	Ring Beach	Yes	Yes	Yes	Excellent	Excellent	Excellent
	Inch Beach	Yes	Yes	Yes	Excellent	Excellent	Excellent
	Shanagarry (Ardnahinch)	Yes	Yes	Yes	Excellent	Excellent	Excellent
	Ballynamona	Yes	Yes	No	Excellent	Excellent	Excellent
West Cork	Ballyrisode	Yes	Yes	Yes	Excellent	Excellent	Excellent
	Cadogens	Yes	Yes	Yes	Excellent	Excellent	Excellent
	Galleycove	Yes	Yes	Yes	Excellent	Excellent	Excellent
	Garinish	Yes	Yes	Yes	Excellent	Excellent	Excellent
	Inchydoney East	Yes	Yes	Yes	Excellent	Excellent	Excellent
	Red strand	Yes	Yes	Yes	Excellent	Excellent	Excellent
	Dooneen	Yes	Yes	Yes	Excellent	Excellent	Excellent
	Sherkin island	Yes	Yes	Yes	Excellent	Excellent	Excellent

\*The EPA is the sole arbiter of Bathing Water status, and this is based on 20 samples over 4 years. The status shown here is based on EPA/HSE criteria for assessment of a single sample.

## Environment/Climate Action/Emergency Services/Rural Broadband

### 2.2.6 Agricultural Inspection Program

No of farm inspections scheduled for 2023	Municipal District	No of farm inspections undertaken 1/1/2022 to 31/12/2022	No of farm inspections undertaken 1/1/2023 to 31/12/2023	No of warning letters sent	% of farms with non compliances detected	No. of Cross reports to DAFM	% of farms with Cross reports to DAFM
885	Carrigaline	25	7	2	22%	1	14%
	Bandon/ Kinsale	75	80	21	26%	0	0
	Macroom	67	113	31	27%	4	4%
	Cobh	49	73	32	44%	0	0
	East Cork	76	72	17	24%	4	6%
	Fermoy	145	214	72	34%	1	0.5%
	Mallow/Kanturk	216	162	43	27%	10	6%
	West Cork	130	211	51	24%	12	6%
	<b>Total</b>	<b>783</b>	<b>932</b>	<b>269</b>	<b>29%</b>	<b>32</b>	<b>3%</b>

The most frequent non-compliances detected during the farm inspections were as follows, (non-compliances with Good Agricultural Practice Regulations);

Non-Compliance	Number detected 1/1/2023 – 31/12/2023
Inadequate Soiled Water Collection & Storage	119
Inadequate Slurry Collection & Storage	79
Discharge with Potential to Impact Water Quality	66
Inadequate Management of Farmyard Manure	97
Spreading of Slurry/Soiled Water at the Wrong Times	17

Note multiple non-compliances on some inspections.

## Environment/Climate Action/Emergency Services/Rural Broadband

### 2.2.7 Septic Tanks Inspection Programme 2023.

Municipal District	No. of Septic Tank inspections scheduled for period 2023	No. of Septic Tank inspections undertaken for period 1/1/23 - 31/12/23	No of non-compliant systems identified	% non-compliances identified	No. of Advisory Notices issued	No. of Advisory Notices Complied with
Carrigaline	11	11	4	36%	4	3
Bandon/Kinsale	18	19	6	32%	6	2
Macroom	24	25	13	52%	13	9
Cobh	11	11	2	18%	2	2
East Cork	11	11	4	36%	4	4
Fermoy	18	17	9	53%	9	6
Mallow/ Kanturk	18	18	7	39%	7	1
West Cork	25	24	8	33%	8	5
<b>Total</b>	<b>136</b>	<b>136</b>	<b>53</b>	<b>39%</b>	<b>53</b>	<b>32</b>

Notes;

- Under the 2022-2026 Domestic Wastewater Treatment Systems National Inspection Plan, (NIP), the minimum number of inspections has increased from 60 in 2021 to 113 in 2022 & 136/annum from 2023 -2026
- There is small variation between scheduled & actual inspections in some divisions in order to achieve required number of inspections in each risk zone, & to group inspections for more efficient work.

**The 2022-2026 National Inspection Plan identifies 3 Risk Zones.**

**Risk Zone 1;** These are areas where DWWTS pose a higher relative risk to surface waters. NIP requires 23 inspections in Zone 1 in 2023.

**Risk Zone 2;** These are areas where DWWTS pose a higher relative risk to private wells. NIP requires 91 inspections in Zone 2 in 2022.

**Risk Zone 3;** Zone 3 covers the rest of the country. NIP requires 22 inspections in Zone 3 in 2022. Sites for inspection have been selected in compliance with the requirements of the NIP.

## Environment/Climate Action/Emergency Services/Rural Broadband

### 2.2.8 Update on Septic Tank Inspection Program 2013 – 2023

	No. of Septic Tank inspections scheduled for period <b>1/7/2013 to 31/12/2022</b>	No. of Septic Tank inspections undertaken to <b>31/12/2022</b>	No of non-compliant systems identified	% non-compliances identified	No. of Advisory Notices issued	No. of Advisory Notices Complied with by <b>31/12/2023</b>
<b>Total</b>	<b>797</b>	<b>813</b>	<b>448</b>	<b>55%</b>	<b>448</b>	<b>418</b>

### 2.2.9 Update on Tracking of Compliance with Advisory Notices 2013 – 2023

National Inspection Plan Domestic Wastewater Treatment System Inspections			Number of Advisory Notices Complied with in				No of Advisory Notices Not Complied with by 31/12/2023	
Dates of Inspections	No of inspections	No. of Advisory Notices Issued	< 3 months	4-6 months	7-12 months	>12 months	>6 months	>12 months
1/7/2013 – 31/12/2014	<b>146</b>	<b>79</b>	25	19	17	17	0	1
1/1/2015 – 31/12/2015	<b>99</b>	<b>58</b>	9	19	18	11	0	1
1/1/2016 – 31/12/2016	<b>102</b>	<b>68</b>	25	16	8	18	0	1
1/1/2017 – 31/12/2017	<b>112</b>	<b>63</b>	10	17	2	26	0	8
1/1/2018 – 31/12/2018	<b>60</b>	<b>21</b>	6	3	2	10	0	0
1/1/2019 – 31/12/2019	<b>60</b>	<b>31</b>	8	12	3	8	0	0
1/1/2020 – 31/12/2020	<b>59</b>	<b>32</b>	7	6	3	13	0	3
1/1/2021 – 31/12/2021	<b>62</b>	<b>37</b>	8	15	7	3	0	4
1/1/2022-31/12/2022	<b>113</b>	<b>59</b>	15	21	7	4	0	12

Notes;

- We continue to engage with all householders who have not yet complied fully with their Advisory Notices.
- There are 8 notices not complied with for 2017. All 8 of these are in one location & are liaising with Irish Water re provision of public sewers.

## Environment/Climate Action/Emergency Services/Rural Broadband

### 2.2.10 DWWTS Grant Payments by Cork County Council (to 30/09/2023)

Grant Scheme	2014	2015	2016	2017	2018	2019	2020	2021	2022	2023
<b>National Inspection Plan</b>	2 Grants €3,151	8 Grants €17,185	9 Grants €18,282	6 Grants €15,031	3 Grants €6,867	4 Grants €7,177		1 Grant €5,000	8 Grants €22,560	2 Grants €2,532
<b>High Status Areas</b>	N/A	N/A	N/A	N/A	N/A		N/A	1 Incomplete Application	1 Grant paid €5,000 1 applications submitted, & approved, works in progress	1 grant €5,000
<b>Priority Areas for Action</b>	N/A	N/A	N/A	N/A	N/A		N/A	2 referrals to LAWPro for Approval.	1 Grant Paid €5,000	

Notes;

- Total of 45 DWWTS grants, worth €107,785, have been paid out since 2014, by Cork County Council.
- All grant payments have been recouped from Department of Housing, Local Government & Heritage.
- The grant schemes for High Status Areas, & Priority Areas for Action, were not available until 2020.

#### Key Message

**Too much sludge in the tank is one of the reasons for non-compliance in over 50% of cases. Householders are encouraged to desludge their septic tanks using an authorized desludging contractor every 2-3 years. A list of local authorized desludging contractors is available from the Environment Directorate at Inniscarra.**

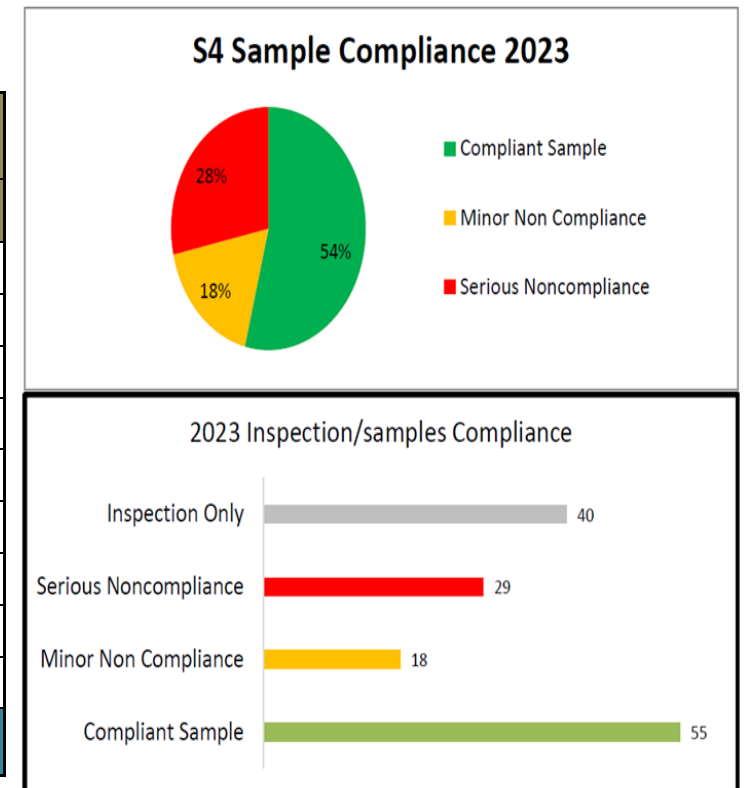
## Environment/Climate Action/Emergency Services/Rural Broadband

### 2.2.11 Public Municipal Wastewater Sampling Programme

Full functional management of public wastewater treatment transferred to Uisce Éireann (UÉ) in September 2023. Information on individual treatment systems can be sought from UÉ (<https://www.water.ie/>)

### 2.2.12 Trade Wastewater Discharge License Inspection Program – S4 Discharges to water

No. of S4 Inspections scheduled		No inspections undertaken YTD				
		Q1	Q2	Q3	Q4	Σ
	<i>Target</i>					
<b>Carrigaline</b>	19	0	8	6	3	<b>8</b>
<b>Bandon-Kinsale</b>	18	1	9	6	4	<b>10</b>
<b>Macroom</b>	18	0	3	14	2	<b>3</b>
<b>Cobh</b>	10	0	9	1	1	<b>9</b>
<b>East Cork</b>	17	0	12	6	1	<b>12</b>
<b>Fermoy/Mitchelstown</b>	13	0	5	3	3	<b>5</b>
<b>Mallow/Kanturk</b>	33	0	11	4	11	<b>11</b>
<b>West Cork</b>	32	0	1	19	6	<b>1</b>
<b>Total</b>	<b>160</b>	<b>1</b>	<b>58</b>	<b>59</b>	<b>31</b>	<b>153</b>
<b>% Inspection plan completed</b>		<b>96%</b>				



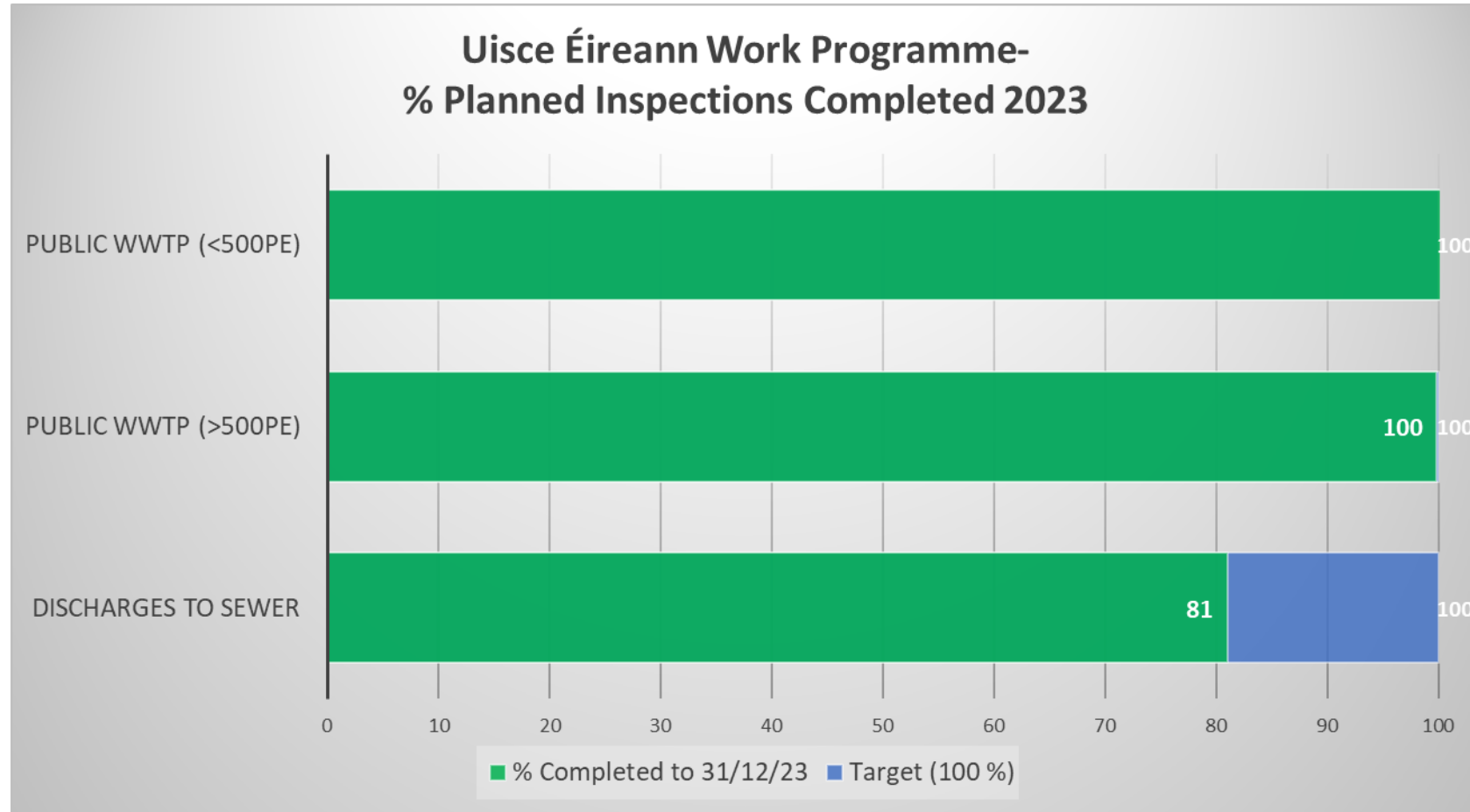


Figure 1: IW Work Programme- Inspections

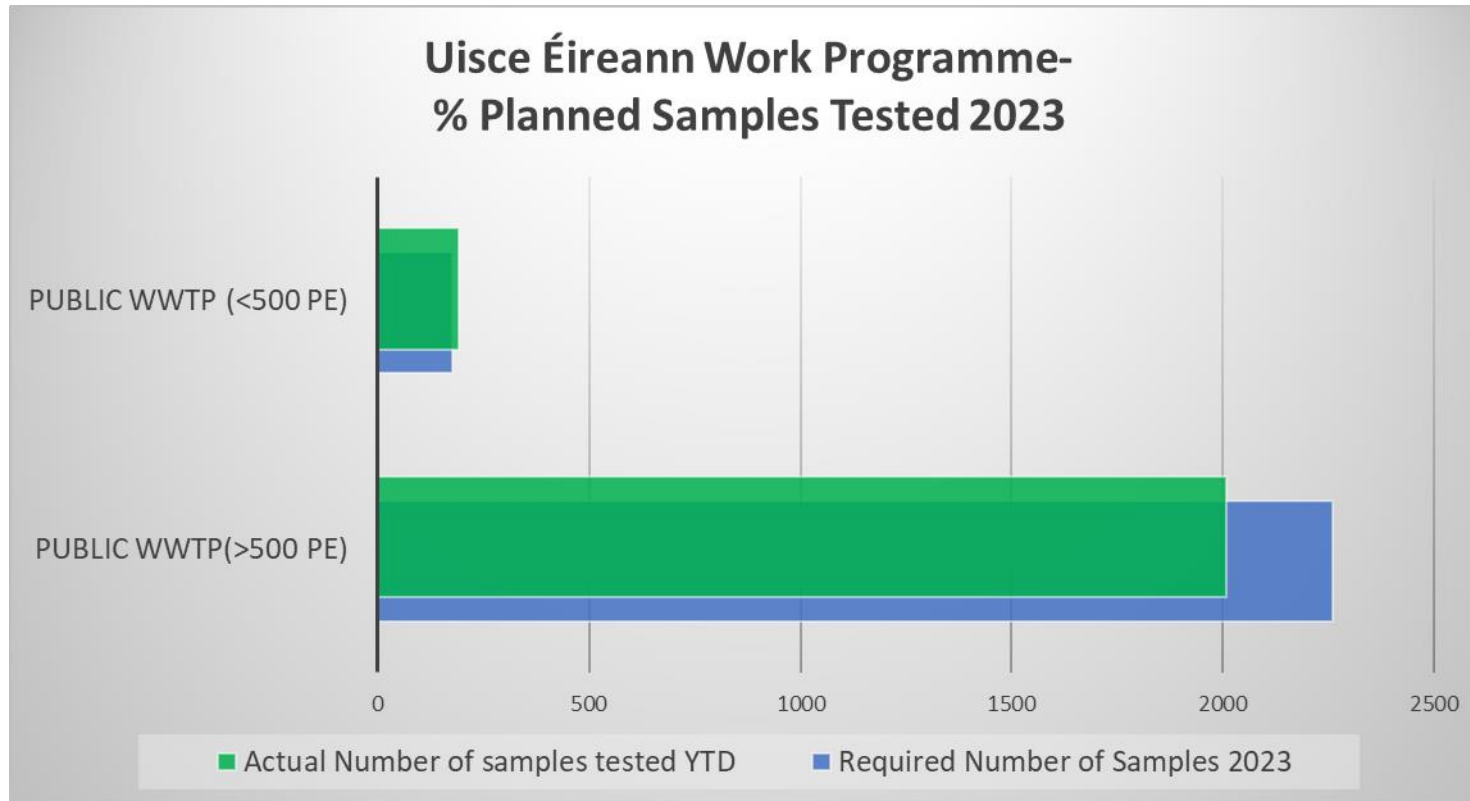


Figure 2: IW Work Programme – Samples



### 2.3. Air & Noise

#### 2.3.1 Numbers of licenses under Air Pollutions Acts and related regulations

Licence Type	Municipal District	Q1 2023	Q2 2023	Q3 2023	Q4 2023	+/- on Q1 2023
Solvent Regulation Certificates (Dry Cleaners)	Bandon/Kinsale	5	5	5	5	0
	Carrigaline	3	3	3	3	0
	Macroom	0	0	0	0	0
	Cobh	1	1	1	1	0
	East Cork	2	2	2	3	0
	Fermoy	3	3	3	3	0
	Kanturk/Mallow	1	1	1	1	0
	West Cork	0	1	1	1	0
	<b>TOTAL</b>		<b>15</b>	<b>16</b>	<b>16</b>	<b>17</b>
Deco Paint Regulation Certificates (spray painters)	Bandon/Kinsale	4	6	5	6	2
	Carrigaline	3	3	3	3	0
	Macroom	2	2	2	2	0
	Cobh	2	2	2	3	1
	East Cork	9	9	9	10	1
	Fermoy	5	5	5	6	1
	Kanturk/Mallow	6	6	6	6	0
	West Cork	6	6	6	6	0
	<b>TOTAL</b>		<b>37</b>	<b>39</b>	<b>38</b>	<b>42</b>

## Environment/Climate Action/Emergency Services/Rural Broadband

Petroleum Vapour Certificates	Bandon/Kinsale	15	16	16	16	1
	Carrigaline	5	5	5	5	0
	Macroom	12	12	13	13	1
	Cobh	10	10	10	10	0
	East Cork	10	10	10	10	0
	Fermoy	14	14	14	15	1
	Kanturk/Mallow	14	14	14	14	0
	West Cork	20	19	20	20	0
	<b>TOTAL</b>	<b>100</b>	<b>100</b>	<b>102</b>	<b>103</b>	<b>3</b>
Stage II Petroleum Vapour Certificates*	Bandon/Kinsale	0	0	0	0	0
	Carrigaline	1	1	1	1	0
	Macroom	1	1	1	1	0
	Cobh	1	1	1	1	0
	East Cork	2	2	2	2	0
	Fermoy	1	1	1	1	0
	Kanturk/Mallow	3	3	3	3	0
	West Cork	1	1	2	2	1
	<b>TOTAL</b>	<b>10</b>	<b>10</b>	<b>11</b>	<b>11</b>	<b>1</b>

## Environment/Climate Action/Emergency Services/Rural Broadband

### 2.3.2 Inspections under Air Pollution Acts and related regulations

No. APA Inspections scheduled		No inspections undertaken YTD				
	Target	Q1	Q2	Q3	Q4	Σ
Carrigaline	4	0	1	1	2	4
Bandon-Kinsale	2	0	1	0	1	2
Macroom	2	0	1	0	1	2
Cobh	8	0	4	0	4	8
Mallow/Kanturk	2	0	1	0	1	2
West Cork	2	0	1	0	1	2
<b>Total</b>	<b>20</b>	<b>0</b>	<b>9</b>	<b>1</b>	<b>10</b>	<b>20</b>
<b>% Inspection plan completed</b>		<b>100%</b>				

Note: Air Pollution Acts Monitoring for 2023 is scheduled for Q2 and Q4.

### 2.3.3 Solid Fuel Regulation Inspection Program

Year	No. of Inspections Planned	<a href="#">Advisory Letters[1]</a>	Inspections carried out 2023	Non-Compliances	Warning Letters	Enforcement Proceedings	% Overall Compliance level rel. to inspections undertaken
<b>2023</b>							
Q1	60	0	55	0	0	0	100%
Q2	0	0	0	0	0	0	N/A
Q3	0	0	0	0	0	0	N/A
Q4	60	0	66	1	0	0	99%
<b>Total</b>	<b>120</b>	<b>0</b>	<b>121</b>	<b>1</b>	<b>0</b>	<b>0</b>	<b>100%</b>

## Environment/Climate Action/Emergency Services/Rural Broadband

### 2.3.4 Solid Fuel Regulations -Mobile/Multi-Agency Checkpoints

Year	No. of Inspections Planned	Advisory Letters	Inspections carried out 2023	Non-Compliances	Warning Letters	Enforcement Proceedings	% Overall Compliance level rel. to inspections undertaken
<b>2023</b>							
<b>Q1</b>	1	0	1	0	0	0	100%
<b>Q2</b>	0	0	0	0	0	0	N/A
<b>Q3</b>	0	0	0	0	0	0	N/A
<b>Q4</b>	2	0	1	0	0	0	100%
<b>Total</b>	<b>3</b>	<b>0</b>	<b>2</b>	<b>0</b>	<b>0</b>	<b>0</b>	<b>100%</b>

Note: Coal Inspections occurs primarily in Q1 and Q4 each year i.e., during the heating season.

\* New regulations governing solid fuels came into force on October 31st, 2022 and apply nationwide. Therefore, the distinction between Low-Smoke Zones and non-ban areas no longer applies. All inspections that took place in Q4 2022 are recorded in Table 2.2.1. Under the new regulations Cork County Council no longer has the power to issue fines.

## Environment/Climate Action/Emergency Services/Rural Broadband

### 2.4. Waste

#### 2.4.1 Inspections 1<sup>st</sup> October to 31<sup>st</sup> December 2023.

	Municipal District									Q3 Totals	Year Total
	Bandon-Kinsale	Carrigaline	Cobh	East Cork	Fermoy	Kanturk-Mallow	Macroom	West Cork			
Waste Enforcement Complaint 1 <sup>st</sup> Inspection	21	36	17	21	19	30	17	21	<b>182</b>	<b>375</b>	
Waste Presentation & Backyard Burning	1	1	0	3	1	3	1	5	<b>15</b>	<b>87</b>	
Abandoned Vehicles	1	3	0	3	10	1	1	3	<b>22</b>	<b>98</b>	
Article 27 By-Product	0	3	0	3	1	0	3	2	<b>12</b>	<b>30</b>	
Producer Responsibility (WEEE/Tyres/Packaging/etc.)	6	0	6	2	6	7	6	6	<b>39</b>	<b>189</b>	
Food Waste (includes domestic and commercial)	3	6	2	2	1	3	1	6	<b>24</b>	<b>76</b>	
Vehicle Checkpoints*	0	0	0	0	0	2	2	0	<b>4</b>	<b>13</b>	
Other Waste Enforcement Inspections	1	4	2	2	10	21	10	5	<b>55</b>	<b>276</b>	
<b>Total</b>									<b>353</b>	<b>1144</b>	

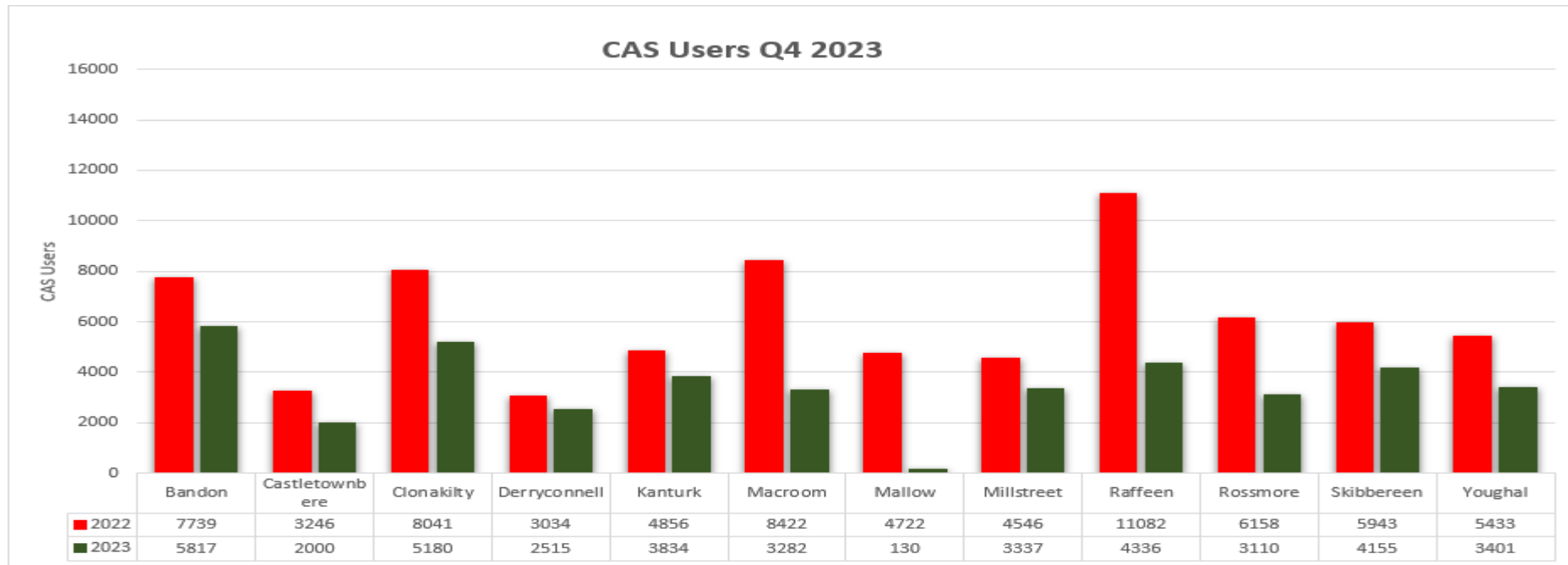
*\*Vehicle Checkpoint Inspections refers to the number of Vehicle Checkpoints carried out in the quarter. Each checkpoint is attended by multiple staff, and many multiples of vehicles are inspected.*

## Environment/Climate Action/Emergency Services/Rural Broadband

### 2.4.2 Civic Amenity Sites

Zone	Location	Material	Tonnage	Tonnage	Tonnage	Tonnage	TOTAL	TOTAL
			Q1 2023	Q2 2023	Q3 2023	Q4 2023	2022	2023
1	Castletownbere	Recyclables	77.60	87.46	100.73	66.39	342.94	332.18
		Waste	73.98	85.14	93.25	80.04	299	335.71
	Clonakilty	Recyclables	192.52	210.16	217.72	197.58	787.75	817.98
		Waste	142.18	127.64	135.02	121.56	532.92	526.40
	Derryconnell	Recyclables	92.54	84.62	98.73	71.73	376.84	349.78
		Waste	90.75	94.54	115.75	102.62	383.44	403.66
	Skibbereen	Recyclables	70.99	67.17	80.21	75.86	313.34	293.95
	Waste	43.89	51.12	66.88	47.71	175.65	209.60	
2	Bandon	Recyclables	370.82	383.30	322.64	383.59	1,448.74	1,480.02
		Waste	179.54	187.84	209.84	182.06	914.22	759.28
	Macroom	Recyclables	238.28	255.47	291.60	240.68	1,027.48	1,024.57
		Waste	240.32	234.16	251.46	253.50	1,053.38	1,003.66
	Raffeen	Recyclables	610.04	810.44	835.67	618.54	2,601.04	2,960.42
		Waste	483.20	550.10	554.62	551.54	2,114.30	2,192.84
3	Rossmore	Recyclables	308.93	429.23	408.53	358.64	1,299.83	1,505.33
		Waste	386.60	406.26	449.83	408.29	1,413.97	1,650.98
	Youghal	Recyclables	154.56	93.82	202.80	210.36	652.04	741.33
		Waste	221.48	165.02	272.04	282.66	1,004.32	1,015.94
4	Kanturk*	Recyclables	156.38	152.98	228.49	147.83	642.45	841.47
		Waste	181.52	155.91	228.84	210.20	836.8	836.20
	Mallow*	Recyclables	199.04	77.87	234.82	189.93	740.67	863.68
		Waste	202.28	53.96	198.16	186.64	742.36	812.08
	Millstreet*	Recyclables	168.13	58.49	160.19	118.81	495.86	578.98
	Waste	211.74	73.70	207.60	203.69	714.99	788.79	

## Environment/Climate Action/Emergency Services/Rural Broadband



### 2.4.3 Bring sites

Material	Tonnage Q1 2023	Tonnage Q2 2023	Tonnage Q3 2023	Tonnage Q4 2023	Total Ytd 2023	Total 2022
Glass Bottles	1,874.00	1,488.00	1,470.00	1,325.00	5,690.00	6948.37
Beverage Cans	27.75	11.41	21.71	14.61	77.50	99.29
Food Cans	35.22	14.32	21.34	24.17	97.22	105.85

## Environment/Climate Action/Emergency Services/Rural Broadband

### 2.4.4 Decisions made Waste Facility Permit & Waste Cert of Registration Applications 1<sup>st</sup> January to December 31<sup>st</sup>.

Waste Facility Permit/ Certificates of Registration	Municipal District							
	Bandon -Kinsale	Carrigaline	Cobh	East Cork	Fermoy	Macroom	Mallow- Kanturk	West Cork
Q1	0	0	2	1	0	1	0	1
Q2		1	1			3		
Q3		1	1		1	1	2	
Q4	2						1	
<b>2023 Totals</b>	<b>2</b>	<b>2</b>	<b>4</b>	<b>1</b>	<b>1</b>	<b>5</b>	<b>3</b>	<b>1</b>
<b>2022 Totals</b>	<b>3</b>	<b>2</b>	<b>2</b>	<b>5</b>	<b>2</b>	<b>3</b>	<b>3</b>	<b>4</b>

<i>Inspections 1<sup>st</sup> October – 31<sup>st</sup> December 2023</i>								
	Municipal District							
	Carrigaline	Bandon / Kinsale	Macroom	Cobh	East Cork	Fermoy	Mallow / Kanturk	West Cork
Waste Facility Permit	2		4	3	6		1	7
Waste Collection Permit			3	1	8			
<i>Decisions made by the Waste Regulation Team under SI 821 of 2007 Waste Management (Facility Permit &amp; Registration) Regulations</i>								
Type	Period		Municipal District					
	Fermoy	Kanturk/ Mallow	Carrigaline	Macroom	Cobh	East Cork	Bandon/ Kinsale	West Cork
Waste Facility Permit/ Certificates of Registration								
Q4 2023		1					2	



## Environment/Climate Action/Emergency Services/Rural Broadband

### 2.4.5 Litter Fines - Environment Directorate Litter Wardens ytd 2023

MDC	Issued				Cancelled				Paid				Sent for Prosecution			
	Q1	Q2	Q3	Q4	Q1	Q2	Q3	Q4	Q1	Q2	Q3	Q4	Q1	Q2	Q3	Q4
Carrigaline	0	2	1							1	1					
Bandon / Kinsale	1	2							1	2						
Macroom	1	2	2						1	2	2					
Cobh	2	1	2		1				2		1					
East Cork	1	1							1	1						
Fermoy	1		1								1					
Kanturk / Mallow	15	10	20						11	9	8		3	4	5	8
West Cork	6	1	3						1	2	3			1	1	
<b>TOTAL 2023</b>	<b>27</b>	<b>19</b>	<b>29</b>		<b>1</b>				<b>17</b>	<b>17</b>	<b>16</b>		<b>3</b>	<b>5</b>	<b>6</b>	<b>8</b>
<b>TOTAL 2022</b>	<b>28</b>	<b>22</b>	<b>19</b>	<b>15</b>	<b>4</b>	<b>2</b>	<b>0</b>	<b>2</b>	<b>15</b>	<b>14</b>	<b>16</b>	<b>6</b>	<b>2</b>	<b>7</b>	<b>4</b>	<b>0</b>

\*For data on fines issued by staff of other Municipal Districts see 2.5.7.

### 2.4.6 Litter Fines by Category - Environment Directorate Litter Wardens

Fine Category	Issued			
	Q1	Q2	Q3	Q4
LW detection via patrol or report Section 3(1)	22	17	27	8
CCTV Section 3(2) b				
Duties of Occupiers Section 6		1	1	
Mobile outlets Section 15				
Unauthorised Sign Section 19	5	1	1	
<b>TOTAL 2023</b>	<b>27</b>	<b>19</b>	<b>29</b>	<b>8</b>
<b>TOTAL 2022</b>	<b>28</b>	<b>22</b>	<b>19</b>	<b>15</b>

## Environment/Climate Action/Emergency Services/Rural Broadband

### 2.4.7 Litter Fines - Municipal District Litter Wardens ytd 2023 *(Data not available)*

MDC	Issued				Cancelled				Paid				Sent for Prosecution			
	Q1	Q2	Q3	Q4	Q1	Q2	Q3	Q4	Q1	Q2	Q3	Q4	Q1	Q2	Q3	Q4
Carrigaline																
Bandon / Kinsale																
Macroom																
Cobh																
East Cork																
Fermoy																
Kanturk / Mallow																
West Cork																
<b>TOTAL 2022</b>																
<b>TOTAL 2021</b>																
Notes:																

### 2.4.8 Anti Litter Unit & Other Environmental Complaints by Type

Type	Q1	Q2	Q3	Q4	Total
Air	32	57	38	20	147
Noise	21	32	23	21	97
Waste	394	286	233	251	1164
Waste water	21	8	29	20	78
Water (to be categorised)	26	15	11	16	68
Water Quality	34	33	34	24	125
<b>Total excl Dumping Line 2023</b>	528	431	368	352	1679
<b>Total excl Dumping Line 2022</b>	516	448	438	330	1732
Notifications to Burn	45	0	6	42	93

## Environment/Climate Action/Emergency Services/Rural Broadband

### 2.4.9 Anti Litter Unit & Other Environmental Complaints by MDC

	Municipal District								Not Assigned MDC/ Not in Co.Cork
	Bandon - Kinsale	Carrigaline	Cobh	East Cork	Fermoy	Macroom	Mallow-Kanturk	West Cork	
Q1	43	56	49	93	40	61	77	99	10
Q2	48	40	47	60	44	46	62	63	21
Q3	39	56	27	32	29	45	64	59	17
Q4	43	60	26	35	31	44	53	46	14
<b>2023 Totals</b>	<b>173</b>	<b>212</b>	<b>149</b>	<b>220</b>	<b>144</b>	<b>196</b>	<b>256</b>	<b>267</b>	<b>62</b>
<b>2022 Totals</b>	<b>136</b>	<b>231</b>	<b>146</b>	<b>210</b>	<b>164</b>	<b>178</b>	<b>234</b>	<b>289</b>	<b>144</b>

Anti-Litter Unit Statistics 2021	Q1	Q2	Q3	Q4	YTD 2023	Total 2022
Fly-tipping Complaint Investigations	327	279	161		767	1141
Fly-tipping Cleanup Jobs	204	260	126		590	757
Fly-Tipping Units on Litter duty (Days)	24	31	25		80	115
Waste Collected (Tonnes)	41.20	56.90	21.50		<b>98.10</b>	<b>131.80</b>

## Environment/Climate Action/Emergency Services/Rural Broadband

### 2.4.10 Total Prosecutions (under WMA 1997)

Q4	Municipal District							
	Fermoy	Kanturk /Mallow	Carrigaline	Macroom	Cobh	East Cork	Bandon/ Kinsale	West Cork
COMPLETE	3	3					2	
PENDING	0	1			2	2	3	
<b>TOTAL</b>	<b>3</b>	<b>4</b>			<b>2</b>	<b>2</b>	<b>5</b>	

## 2.5. Veterinary & Food Safety

### 2.5.1 No. of Dog Licences issued

Licence Type	Carrigaline	Macroom	Cobh	East Cork	Kanturk Mallow	Fermoy	West Cork	Bandon Kinsale	Total No. Issued as at 31/12/2023		Total 2023	Total 2022
Ordinary Dog Licences	2963	3104	2879	3830	4559	3076	4419	3146	27,976		27,976	29,912
									An Post 19,276	Online: 8,700		
General Dog Licences	7	18	1	9	14	11	12	14	86		87	71
									An Post n/a	CCC Office: 87		
Life Time Licences	71	97	68	91	120	68	192	131	838		838	855
									An Post 243	Online: 595		

Total Number of Stray Dogs Entering Pound /Surrendered /Seized for period: 1<sup>st</sup> Jan 2023 – 31<sup>st</sup> December 2023 : 293

Total No. Rehomed / Reclaimed: 203 Total No. Euthanised; 90

## Environment/Climate Action/Emergency Services/Rural Broadband

### 2.5.2 Number of Lifetime Dog Licenses Purchased over past 10 years.

Year	2013	2014	2015	2016	2017	2018	2019	2020	2021	2022	2023	Total
No. of Lifetime Dog Licenses	14	7	18	24	129	305	545	655	825	855	838	4215

### 2.5.3 No. of Dog Fines Issued

Licence Type	Carrigaline	Macroom	Cobh	East Cork	Kanturk Mallow	Fermoy	West Cork	Bandon Kinsale	Total No. Issued as @ 31/12/23	Total 2022
Fines Issued	6	25	29	40	69	23	26	39	257	277
Section 16(1) notices issued	123	129	119	159	189	127	184	138	1168	1878
Prosecutions issued	2	9	10	19	16	0	16	4	76	63

### 2.5.4 No. of Registered Dog Breeding Establishments

Type of DBE	Carrigaline	Macroom	Cobh	East Cork	Kanturk Mallow	Fermoy	West Cork	Bandon Kinsale	Total No. of Registered Establishments as at 31/12/23	Total 2022
Commercial Dog Breeders	0	0	0	0	3	2	2	2	9	10
Hunt/Harrier	1	4	0	3	3	5	0	3	19	20
Boarding Kennels	0	1	0	0	2	1	2	0	6	6
Charities	0	0	0	0	0	0	0	0	0	0
<b>Total No. Establishments.</b>	<b>1</b>	<b>5</b>	<b>0</b>	<b>3</b>	<b>8</b>	<b>8</b>	<b>4</b>	<b>5</b>	<b>34</b>	<b>37</b>

## Environment/Climate Action/Emergency Services/Rural Broadband

### 2.5.5 Approved/Registered Food Premises

Type of premises	Cork City	Carrigaline	Macroom	Cobh	East Cork	Kanturk Mallow	Fermoy	West Cork	Bandon Kinsale	Total 31/12/23	Total Year End 2022
Slaughter houses (Active)	2	0	0	0	3	1	5	9	1	21	22
Slaughter houses (Inactive)	0	0	0	0	0	2	1	3	1	7	7
Meat Manf. Premises	15	1	4	1	0	1	3	3	0	28	30
Reg'd Premises	0	0	2	2	2	2	1	1	0	10	10
<b>Totals</b>	<b>17</b>	<b>1</b>	<b>6</b>	<b>3</b>	<b>5</b>	<b>6</b>	<b>10</b>	<b>16</b>	<b>2</b>	<b>66</b>	<b>69</b>

### 2.5.6 Control of Horses

Category	Carrigaline	Macroom	Cobh	East Cork	Kanturk Mallow	Fermoy	West Cork	Bandon Kinsale	Total as @ 31/12/23	Total 2022
Number of Stray Horses collected	0	5	3	2	25	2	4	0	41	21
Number Reclaimed	0	0	1	0	11	0	0	0	12	6
Number Rehomed (Rescues/Charities)	0	5	2	2	14	2	4	0	29	15
Number Euthanised at Pound	0	0	0	0	0	0	0	0	0	0
Number to Sanctuaries	0	0	0	0	0	0	0	0	0	0
No. at Pound 31/12/23	0	0	0	0	0	0	0	0	0	0
No. Aborted Trips	0	0	0	0	4	0	0	0	4	6

\*Note: Total recoupment payable by DAFM to LAs for horses for collection to disposal from 1st Jan, 2015 is €375 (Circular 2 2014 - reduction of €75).

## 2.6. Energy Management

### 2.6.1 SEAI

Public bodies are required under Statutory Instrument 426 of the European Union Energy Efficiency Regulations (2014) as amended to report their energy performance annually. The system by which public bodies report their energy consumption is through the Monitoring and Reporting (M&R) system, managed by the Sustainable Energy Authority of Ireland (SEAI).

Under the Climate Action Plan, Cork County Council had an energy efficiency improvement target of 50% from the baseline year of 2009 by 2030.

### 2.6.2 Energy Efficiency Status 2030 (preliminary)

At the end of 2021, Cork County Council's energy efficiency was 25.3% better than baseline. The NEEAP target glide path presented in the current SEAI monitoring and reporting scorecard is shown in Figure 1.

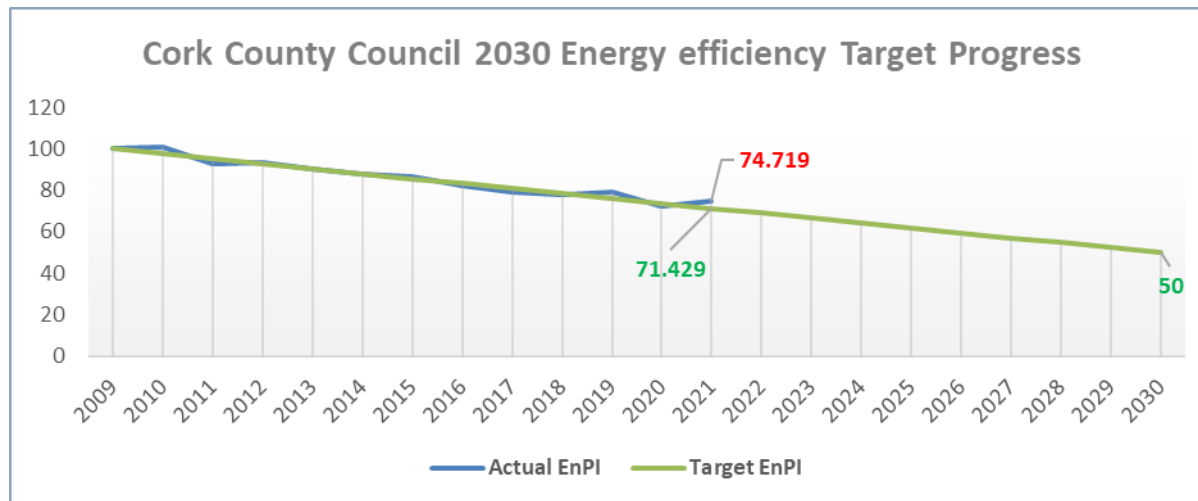


Figure 1 Cork County Council's energy efficiency performance glide path to 2030 from SEAI M&R

## Environment/Climate Action/Emergency Services/Rural Broadband

The figures presented were published by the SEAI in their Annual Report 2020 on Public Sector Energy Efficiency Performance. The major findings are as follows:

- 2.8% worse than 2020
- 25.3% better than baseline (2009)
- 49.4% improvement required by 2030

Cork County Council's 2021 scorecard is expected to be published by SEAI in October 2023.

### 2.6.3 Energy Management Action Plans 2023

Individual Directorates and SEUs were invited to submit Energy Management Action Plans (EMAP) for 2023. The actions for 2023 and progress to date are shown in Table 1.

<b>Directorate</b>	<b>Section</b>	<b>Action</b>	<b>Comment</b>
<b>Corporate Services</b>	<b>County Hall Campus</b>	lighting control upgrade (phase 1 of 2 - 'smart sockets')	<i>Complete</i>
		Capital programme to replace the Philips lighting controllers and software	<i>Close to completion</i>
		Fluorescent lighting upgrade to LED lighting – County Hall	<i>Scoping Stage</i>
		Fluorescent lighting upgrade to LED lighting – Multi-storey carpark	<i>In progress</i>
<b>Roads &amp; Transportation</b>	<b>Public Lighting</b>	Public Lighting Energy Efficiency Project (PLEEP) – South West Region	<i>Contracts signed 28/1/2022. Works have commenced</i>
<b>Environment</b>	<b>Inniscarra Env building</b>	Replace geothermal with air-to-water heat pump/ Replace kerosene oil boilers/	<i>Consultants appointed- review of site has been undertaken &amp; proposals being considered by CCC</i>
		Indoor Lighting replacement` - phase 2 (10 buildings)	<i>SSIP approval secured; procurement is progressing</i>
		Mallow – energy audit	<i>Awaiting completion by consultant</i>
		Energy Management Software (eLighthouse – Phase 4)	<i>Phase 4 – work has commenced</i>
		Display Energy Certificates	<i>Consultant procured</i>
<b>Energy &amp; Climate Change</b>	Airtightness tests	<i>Env building (Inniscarra) will be tested for air- tightness. Additional buildings may be added Fire &amp; Building Control building completed during 2022</i>	



## Environment/Climate Action/Emergency Services/Rural Broadband

<b>Roads &amp; Transportation</b>	<b>Fleet Mgmt Unit</b>	Machinery depot - energy review & onsite energy generation	<i>Procurement of assessment of energy use in Newberry &amp; Skibbereen yards including fabric upgrade requirement. Will include review of onsite Solar PV generation to supply bitumen production</i>
<b>Municipal Districts</b>	<b>Library Service</b>	Fermoy – review of heating system	<i>complete</i>
		Skibbereen – windows replacement phase 2	<i>Contractor appointed- Replacement of the existing single glaze windows</i>
		Carrigaline roof	<i>Complete</i>
		Clonakilty – door and draft lobby	<i>Complete</i>
		Bantry - major building energy upgrade	<i>Under review Successful Heritage Grant application to replace the windows. Grant is €259,920, with a match funding requirement of 25%.</i>
	<b>Architects</b>	Kinsale - Old Mill Library	<i>Works ongoing</i>
		Macroon - Briery Gap Theatre & Library	<i>Works ongoing</i>
	<b>Mallow Leisure Centre</b>	Detail Design regarding the Upgrade of Mallow Pool including energy efficiency works such as new windows, roofing, and improved AHU's	<i>Mallow Swimming Pool has been approved by SSIP for funding for Design - A letter of Intent has been issued to Consultant. It will be 6 months before any design is complete. Funding has not been approved to go to construction – this will require further approval by the SSIP Group at a future date.</i>
	<b>Fermoy Leisure Centre</b>	Fermoy Leisure Centre - replacement boiler, shower calorifier, dressing room AHU	<i>2023 Action Request for Tenders have been approved to be sought and are now issued for the following works at the Pool (05/05/2023):</i>

## Environment/Climate Action/Emergency Services/Rural Broadband

			<p>(a) New Cascade Boiler</p> <p>(b) New Shower Heater Unit</p> <p>(c) New Dressing room AHU</p>
	<b>Dunmanway Leisure Centre</b>	Dunmanway Pool - Energy & Carbon Emissions Saving Report Heat Pump installation	<p><i>Opportunity for Improvement identified:</i></p> <ul style="list-style-type: none"> <li>- Heat Pump Installation</li> <li>- Boiler replacement</li> <li>- AHU dampers bypass</li> <li>- Heating System - Remove regulating valves on three port valves and optimize variable flow</li> </ul>

**Table 1 2023 EMAP actions**

Note the above actions are dependent on funding approval within the respective Directorate.

### 2.6.4 Important dates

Date	Description
26th & 27th March 2023	ISO 50001 surveillance audit
19 <sup>th</sup> May 2023	Monitoring & Reporting Deadline
October 2023	Annual Report 2022 on Public Sector Energy Efficiency Performance

**Table 2 2023 key dates**

### 2.6.5 ISO 50001

Cork County Councils Energy Management System (EnMS) is accredited to the ISO 50001 standard. Cork County Council is therefore compliant with SI 426, which is the statutory instrument that requires all large organisations to either have completed an organisational energy audit or have implemented an approved EnMS. An ISO 50001 surveillance audit was successfully completed on the 27<sup>th</sup> of April 2023.

### 2.6.6 Significant Energy Users (SEU)

ISO 50001 is an organisational energy management system. A requirement of the ISO 50001 accreditation is that Cork County Council continuously monitors and reports on its SEU's. Cork County Council has four nr. Significant Energy Users (SEU). Cumulatively they account for more than 80% of all energy consumption. The 2022 percentage breakdown is provided below:

- Public Lighting (30%)
- Fleet (37%)
- County Hall campus (5%)
- Leisure Centres (7%)
  - Fermoy
  - Mallow
  - Dunmanway
- Other buildings (20%)

### 2.6.7 Energy Efficiency Status

The Energy & Climate Change Section monitor the energy consumption of each SEU monthly using Energy Performance Indicators (EnPI). The EnPI for each Significant Energy User is described as follows:

- **County Hall has two EnPIs**
  - *A formula called CUSUM predicts what energy should have been used based on past performance and is adjusted for weather conditions.*
  - *kWh/m<sup>2</sup>/year*
- **Fleet**
  - *Is based on the average monthly litres/100km over the past 12 months.*
- **The Swimming Pools**
  - *A formula called CUSUM predicts what energy should have been used based on past performance and is adjusted for weather conditions.*
  - *kWh/m<sup>2</sup>/year*
- **Public lighting** *is calculated as the average wattage per lamp in the County. This energy performance indicator (EnPI) is reviewed annually.*

## Environment/Climate Action/Emergency Services/Rural Broadband

SEU Energy Performance Indicators (EnPI)						
County Hall				Fleet	Public Lighting	
Heating Degree Days	Monthly Actual Gas V Predicted Gas use (above/below baseline of 0%)		Total Energy kWh/m2/year (rolling 12 monthly EnPI)		Litres/ 100km/ year (rolling 12 monthly EnPI)	Watts/ lamp
					17.70	101.26
					18.41	105.31
					19.12	109.36
Jan-22	271	-6%	112	16.68	102.94	
Feb-22	229	10%	111	16.79	102.80	
Mar-22	257	3%	111	16.99	102.76	
Apr-22	201	9%	112	17.12	102.64	
May-22	113	8%	112	17.00	101.91	
Jun-22	81	No space heating	112	17.20	101.93	
Jul-22	30	No space heating	113	17.10	101.82	
Aug-22	26	No space heating	114	17.36	101.62	
Sep-22	67	No space heating	115	17.19	101.53	
Oct-22	103	3.5%	115	17.33	101.58	
Nov-22	198	-11%	117	17.24	101.25	
Dec-22	329	0%	120	17.70	101.26	
Jan-23	287	12%	124	17.83	101.18	
Feb-23	226	9%	127	17.77	101.16	
Mar-23	256	-7%	129	17.75	101.15	
Apr-23	203	-39%	129	17.89	101.12	
May-23	99	-135%	129	17.95	101.14	

2022 average
>4% above Ave. = Yellow warning
>8% above Ave. = Red warning

Figure 2 SEU Monthly Energy Performance Indicators (Leisure Centre EnPis will be present once energy data received from suppliers)

Coordination and compilation of report led by Debbie Hennessy, assisted by the Support Services Team Environment, Climate Action, Emergency Services & Rural Broadband Directorate and edited by Ted O'Leary, Senior Exec Officer.  
Tel: 021 4532757 -- email: ted.oleary@corkcoco.ie