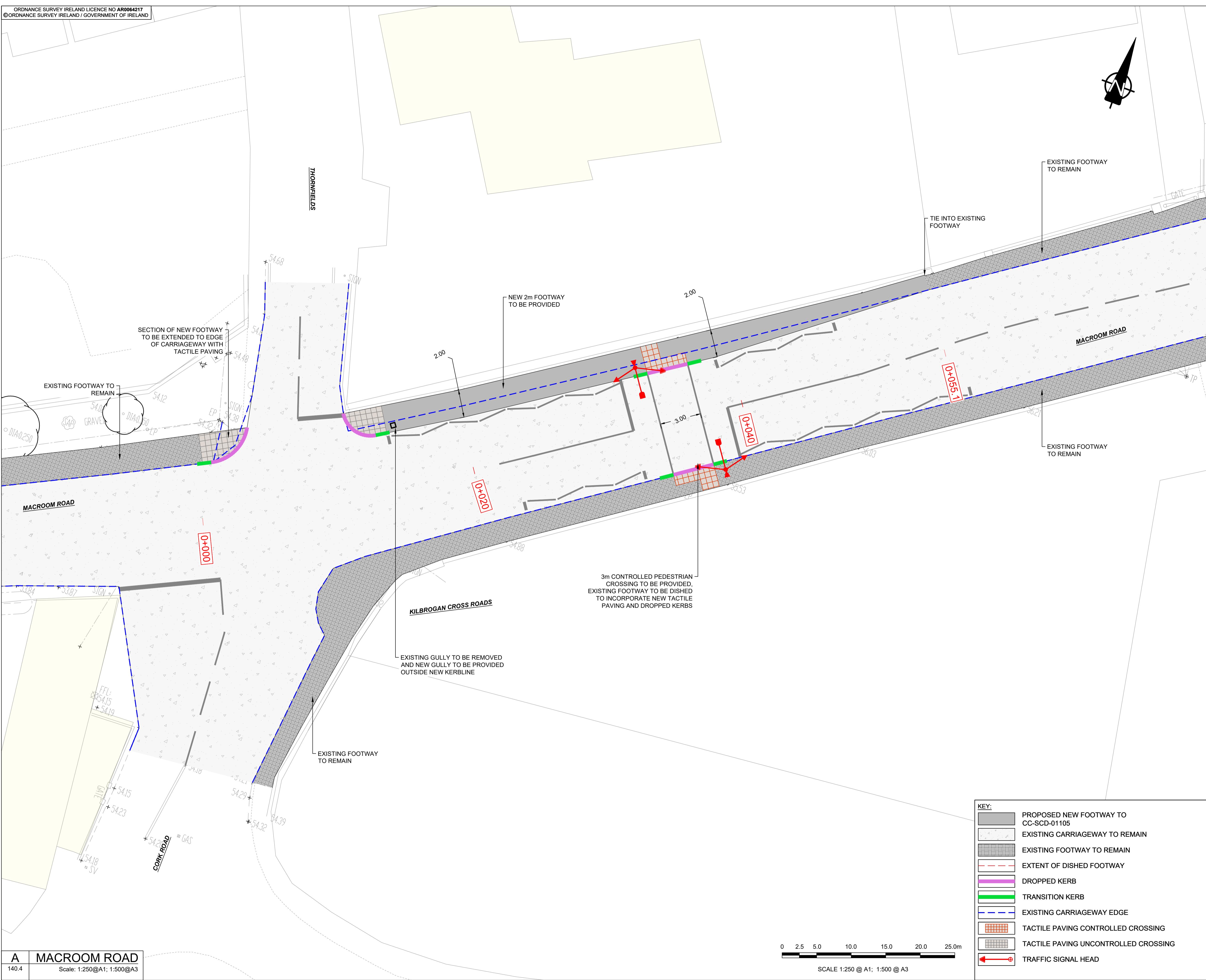



File name: Z:\UK\IEOR\K1\OBS\PP-460418_BANDON_TPREP\900_CAD\GIS\910_CAD\25-SKETCHES\MACROOM ROAD\60628497_SHT_30_SR_CT_MCRM_140.1 TO 140.2.DWG
 Last saved by: CONDONNI Last Plotter: 2021-04-08
 Project Management Initials: Designer: CL Checked: MC Approved: EOM ISO A1 594mm x 841mm



PROJECT
 MACROOM ROAD
 BANDON



CLIENT
 AECOM
 DOUGLAS BUSINESS CENTRE
 CARRIGLINE ROAD
 DOUGLAS
 CORK
 Tel: +353 (0)21 436 5006
 www.aecom.com

- NOTES**
1. THIS DRAWING IS TO BE READ IN CONJUNCTION WITH ALL OTHER RELEVANT ENGINEERING DRAWINGS. ANY DISCREPANCIES, ERRORS OR OMISSIONS TO BE BROUGHT TO THE ATTENTION OF THE EMPLOYER.
 2. ALL DIMENSIONS TO BE CHECKED BY THE CONTRACTOR ON SITE PRIOR TO COMMENCEMENT OF WORKS.
 3. EMPLOYER'S REPRESENTATIVE TO BE INFORMED BY THE CONTRACTOR OF ANY DISCREPANCIES PRIOR TO THE COMMENCEMENT OF WORKS ON SITE.
 4. DIMENSIONS OF ALL BOUNDARIES AND ADJOINING ROADS TO BE CHECKED ON SITE PRIOR TO COMMENCEMENT OF WORKS.
 5. DO NOT SCALE. ALL MEASUREMENTS AND COORDINATES TO BE CHECKED ON SITE.
 6. ALL IRONWORK IN THE EXISTING FOOTWAY OR CARRIAGEWAY TO BE RAISED OR LOWERED TO SUIT NEW FOOTWAY LEVELS.
 7. ALL IRONWORK IN THE EXISTING FOOTWAY OR CARRIAGEWAY TO BE ALTERED TO SUIT NEW KERBLINE.

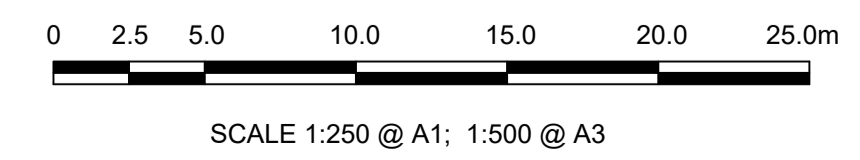
ISSUE/REVISION

I/R	DATE	DESCRIPTION
B	APRIL 2021	ISSUED FOR INFORMATION
A	OCT 2020	ISSUED FOR INFORMATION

KEY PLAN

PROJECT NUMBER
 60628497
SHEET TITLE
 GENERAL ARRANGEMENT
 MACROOM ROAD
 SHEET 2 OF 2
SHEET NUMBER
 60628497_SHT_30_SR_CT_DWR_140.2

- KEY:**
- PROPOSED NEW FOOTWAY TO CC-SCD-01105
 - EXISTING CARRIAGEWAY TO REMAIN
 - EXISTING FOOTWAY TO REMAIN
 - EXTENT OF DISHED FOOTWAY
 - DROPPED KERB
 - TRANSITION KERB
 - EXISTING CARRIAGEWAY EDGE
 - TACTILE PAVING CONTROLLED CROSSING
 - TACTILE PAVING UNCONTROLLED CROSSING
 - TRAFFIC SIGNAL HEAD



A MACROOM ROAD
 140.4
 Scale: 1:250@A1; 1:500@A3

This drawing has been prepared for the use of AECOM's client. It may not be used, modified, reproduced or relied upon by third parties, except as agreed by AECOM or as required by law. AECOM accepts no responsibility, and denies any liability, whatsoever, to any party that uses or relies on this drawing without AECOM's express written consent. Do not scale this document. All measurements must be obtained from the stated dimensions.