

Environment Services



Environment Services

MANAGEMENT REPORT OF THE CHIEF EXECUTIVE TO: SOUTHERN COMMITTEE – MARCH 2025.

<i>Environmental Enquiries & Incident Reports. How to contact us:</i>		
Subject	Email	Phone
Civic Amenity Sites & Recycling	recycling@corkcoco.ie	(021) 4285518
Waste & Litter complaints	antilitterunit@corkcoco.ie	(021) 4285518
Other Waste Enquiries	antilitterunit@corkcoco.ie	(021) 4532700
Water, Air, Noise, Agric, other...	environ@corkcoco.ie	(021) 4532700
Veterinary/Animal Welfare	vets@corkcoco.ie	(021)4285405
Access to Information on the Environment (AIE)	aie.requests@corkcoco.ie	(021) 4532700
You can also make a range of environmental enquiries and reports via YourCouncil.ie		

SEAMUS DE FAOITE
A/DIRECTOR OF SERVICE
DATE: MARCH 2025

Environment Services

<u>1</u>	<u>PART 1 NEWS & UPDATES</u>	<u>4</u>
1.1	WATER	4
1.1.1	COBH RAIN GARDEN WINS LAMA AWARD	4
1.2	COMMUNITY ENVIRONMENTAL AWARENESS PROGRAMMES	5
1.2.1	CIRCULAR ECONOMY FUND 2025	5
1.2.2	ENVIRONMENT DEPARTMENT NEWSLETTER	7
<u>2</u>	<u>PART 2 WORK PROGRAMME REPORTS FOR Q4 2024</u>	<u>8</u>
2.1	WATER	8
2.1.1	AGRICULTURAL INSPECTION PROGRAM	8
2.1.2	NATIONAL AGRICULTURAL INSPECTION PROGRAMME (NAIP) INSPECTIONS	8
2.1.3	PLANNED V ACTUAL INSPECTIONS	9
2.1.4	SEPTIC TANKS INSPECTION PROGRAMME 2024	11
2.1.5	DWWTS GRANT PAYMENTS BY CORK COUNTY COUNCIL	13
2.1.6	PUBLIC DRINKING WATER	13
2.1.7	PRIVATE DRINKING WATER COMPLIANCE MONITORING	14
2.1.8	BATHING WATER COMPLIANCE PROGRAMME	14
2.1.9	BATHING WATER QUALITY STATUS FOR IDENTIFIED & BLUE FLAG BEACHES	15
2.1.10	BATHING WATER QUALITY STATUS FOR GREEN COAST AWARDS & CANDIDATE BEACHES	16
2.1.11	TRADE WASTEWATER DISCHARGE LICENSE INSPECTION PROGRAM – S4 DISCHARGES TO WATER	18
2.2	AIR & NOISE	19
2.2.1	NUMBERS OF LICENCES UNDER AIR POLLUTION ACTS AND RELATED REGULATIONS	19
2.2.2	INSPECTIONS UNDER AIR POLLUTION ACTS AND RELATED REGULATIONS	22
2.2.3	COAL REGULATIONS –LOW SMOKE ZONE INSPECTION PROGRAM	23
2.2.4	COAL REGULATIONS –MOBILE/MULTI-AGENCY CHECKPOINTS	23
2.3	WASTE	24
2.3.1	INSPECTIONS 1 ST OCTOBER 31 ST - DECEMBER 2024	24
2.3.2	CIVIC AMENITY SITES 1 ST JANUARY – 31 ST DECEMBER 2024	25
2.3.3	BRING SITES	27

Environment Services

2.3.4	DECISIONS MADE WASTE FACILITY PERMIT & WASTE CERT OF REGISTRATION APPLICATIONS	27
2.3.5	LITTER FINES - ENVIRONMENT DIRECTORATE LITTER WARDENS & M.D. WARDENS	28
2.3.6	ANTI LITTER UNIT & OTHER ENVIRONMENTAL COMPLAINTS BY MDC	29
2.3.7	TOTAL PROSECUTIONS (UNDER WMA 1997)	30
2.4	VETERINARY & FOOD SAFETY	31
2.4.1	NUMBER OF DOG LICENCES ISSUED	31
2.4.2	NUMBER OF LIFETIME DOG LICENSES PURCHASED OVER PAST 10 YEARS	31
2.4.3	NO. OF DOG FINES ISSUED	32
2.4.4	NO. OF REGISTERED DOG BREEDING ESTABLISHMENTS	32
2.4.5	APPROVED/REGISTERED FOOD PREMISES	33
2.4.6	CONTROL OF HORSES	33

Environment Services

1 Part 1 News & Updates

1.1 Water

1.1.1 Cobh Rain Garden wins LAMA Award

We were delighted to take home the award for Best Environmental/Ecological Project (Medium) at this year's Local Authority Members Association (LAMA) Awards for our innovative Cobh Nature Based Solution Project. The project consists of a beautiful raingarden that acts as a natural filtration system, managing rainwater run-off from the adjacent road, filtering polluted water through special bio-retention soils and releasing cleaner water back into the sea. Preliminary results show over 80% of several pollutants of concern are being removed in the system through a combination of sedimentation, filtration, adsorption/absorption and biological processes. The project is an exciting collaboration between Cork County Council, the Department of Housing, Local Government and Heritage, leading urban designers, environmental scientists, local schools and Cobh Tidy Towns.



Elected Members and Staff of Cork County Council at the 2025 LAMA Awards held at The Rochestown Park Hotel Cork.

(03_2025_S)

Environment Services

1.2 Community Environmental Awareness Programmes

1.2.1 Circular Economy Fund 2025

Cork County Council's Environmental Awareness Office launched the 2025 Circular Economy Fund in January with the aim of empowering local action to drive a more circular economy. The fund aims to support communities to move away from the traditional linear 'take-make-use-dispose' model towards more circular living where resources are reused or recycled as much as possible, and the generation of waste is minimised.

The 2025 theme once again focused on the reduction of single-use plastics (SUP), inviting **schools, community groups, sports clubs, and festivals** to submit proposals to reduce SUP's in their communities e.g. reusable cup schemes, reusable container schemes, installation of permanent water refill stations, provision of temporary water stations at events etc. The fund was launched on Tuesday 21st January and the deadline for applications was Friday 21st February 2025 at 5pm. Details on the fund can be found here, <https://www.corkcoco.ie/en/resident/environment/environmental-awareness-office/circular-economy-fund>.

In total, 44 applications were received, requesting €161,828.61. The total size of the fund available is €50,000. Applications are currently being reviewed and results should be known at the end of this month. Questions on the fund should be emailed to cefund@corkcoco.ie.

Applications Received by Municipal District	
Fermoy	5
Cobh	1
West Cork	10
Kanturk - Mallow	15
Bandon - Kinsale	2
Carrigaline	3
Macroom	4
East Cork	2
Other - includes two applications from organisations that services all of Cork County	2
Total Applications	44

Applications Received by Organisation Type	
Schools	16
Community Groups	23
Events/Festivals	5
Total Applicants	44

Environment Services



Cllr Ian Doyle, Deputising for the Mayor of the County of Cork, launching Cork County Council's 2025 Circular Economy Fund with children from Milford GAA, alongside their project from the 2024 fund. Picture: Clare Keogh



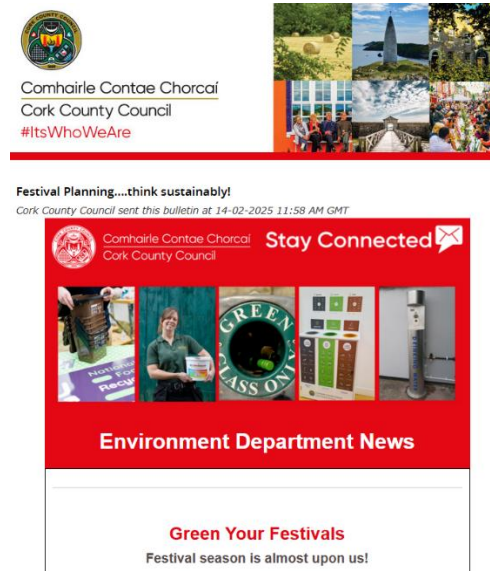
Cllr Ian Doyle, Deputising for the Mayor of the County of Cork, launching Cork County Council's 2025 Circular Economy Fund with students and members of their Green Committee from Mary's Secondary School Charleville, alongside their project from the 2024 Circular Economy Fund. Picture: Clare Keogh

(03_2025_S)

Environment Services

1.2.2 Environment Department Newsletter

The latest Newsletter from the Environment Department was published in mid-February! With festival season just around the corner it's the perfect time to start planning. To help festivals prepare we've put together some useful tips to kickstart the planning process. Additionally, we highlight some other valuable supports and initiatives in Cork, click here to read in full. [Festival Planning....think sustainably!](#) Keep u to date on all environmental relate news from the Environment Department by subscribing to our newsletter here [Cork County Council \(govdelivery.com\)](#)



(03_2025_S)

Environment Services

2 Part 2 Work Programme Reports for Q4 2024

Note: Work programme data is update quarterly

2.1 Water

2.1.1 Agricultural Inspection Program

No of farm inspections scheduled for 2024	Municipal District	No of farm inspections undertaken 1/1/2023 to 31/12/2023	No of farm inspections undertaken 1/1/2024 to 31/12/2024	No. of NAIP Inspections 1/1/2024 – 31/12/2024	No of warning letters sent	% of farms with non-compliances detected	No. of Cross reports to DAFM	% of farms with Cross reports to DAFM
1085 (Including minimum 452 NAIP Inspections)	Carrigaline	7	7	4	2	29%	1	14%
	Bandon/ Kinsale	80	119	61	24	20%	6	5%
	Macroom	113	95	65	25	26%	1	1%
	Cobh	73	15	10	4	27%	0	0%
	East Cork	72	98	54	22	22%	7	7%
	Fermoy	214	320	155	79	25%	9	3%
	Mallow/Kanturk	162	86	43	24	28%	10	12%
	West Cork	211	249	94	63	25%	18	7%
	Total	932	989	486	243	25%	52	5%

2.1.2 National Agricultural Inspection Programme (NAIP) Inspections

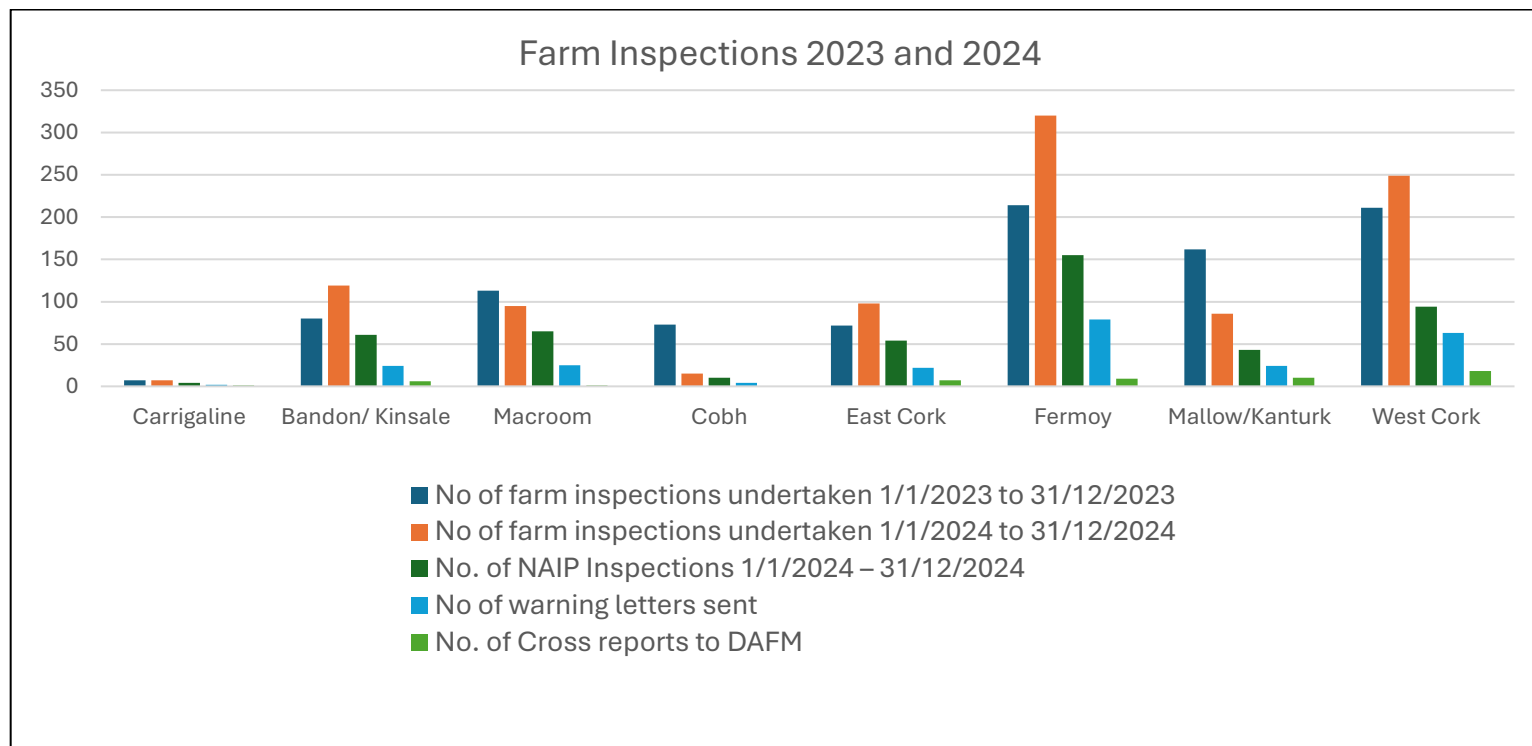
The EPA allocated specific minimum farm inspection numbers to each local authority under the **National Agricultural Inspection Programme (NAIP) 2024 & 2025**. The purpose of the NAIP is to help maintain or bring about an improvement in natural water quality in Ireland. Under the plan Cork County Council has been instructed to undertake initial (first time) Good Agricultural Practice (GAP) inspections on a minimum of 452 farms in 2024 and 586 farms in 2025.

Environment Services

It must be noted that this is the minimum number of first-time inspections in 2024 and 2025, the council has an ongoing programme of follow up engagements and currently plans to undertake over 1,000 farms inspections in total in 2024.

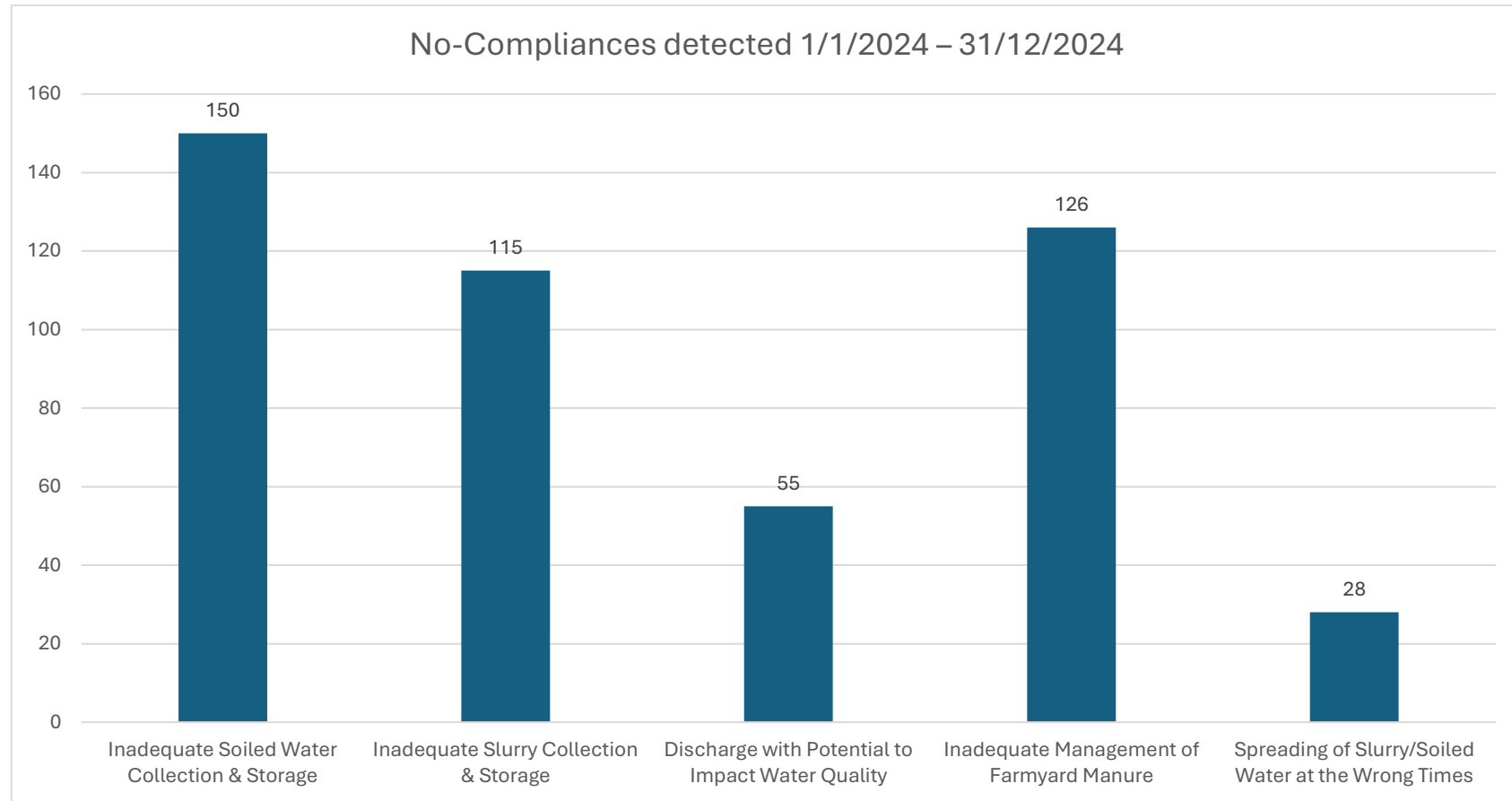
2.1.3 Planned v Actual Inspections

1,085 farm inspections were planned for 2024, 989 actual farm inspections were completed. The shortfall arose due to resources.



Environment Services

The most frequent non-compliances detected during the farm inspections were as follows, (i.e non-compliance with Good Agricultural Practice Regulations);



Note multiple non-compliances on some inspections.

Environment Services

2.1.4 Septic Tanks Inspection Programme 2024

Municipal District	No. of Septic Tank inspections scheduled for period 2024	No. of Septic Tank inspections undertaken for period 1/1/2024 - 31/12/2024	No of non-compliant systems identified	% non-compliances identified	No. of Advisory Notices issued	No. of Advisory Notices Complied with
Carrigaline	11	11	8	73%	8	3
Bandon/Kinsale	18	18	10	56%	10	4
Macroom	24	26	15	58%	15	7
Cobh	11	12	7	58%	7	0
East Cork	11	9	6	67%	6	0
Fermoy	18	16	9	56%	9	1
Mallow/ Kanturk	18	20	18	89%	18	3
West Cork	25	24	13	54%	13	4
Total	136	136	86	63%	86	22

Notes;

- Under the 2022-2026 Domestic Wastewater Treatment Systems National Inspection Plan, (NIP), the minimum number of inspections has increased from 60 in 2021 to 113 in 2022 & 136/annum from 2023 -2026
- There is small variation between scheduled & actual inspections in some divisions in order to achieve required number of inspections in each risk zone, & to group inspections for more efficient work.

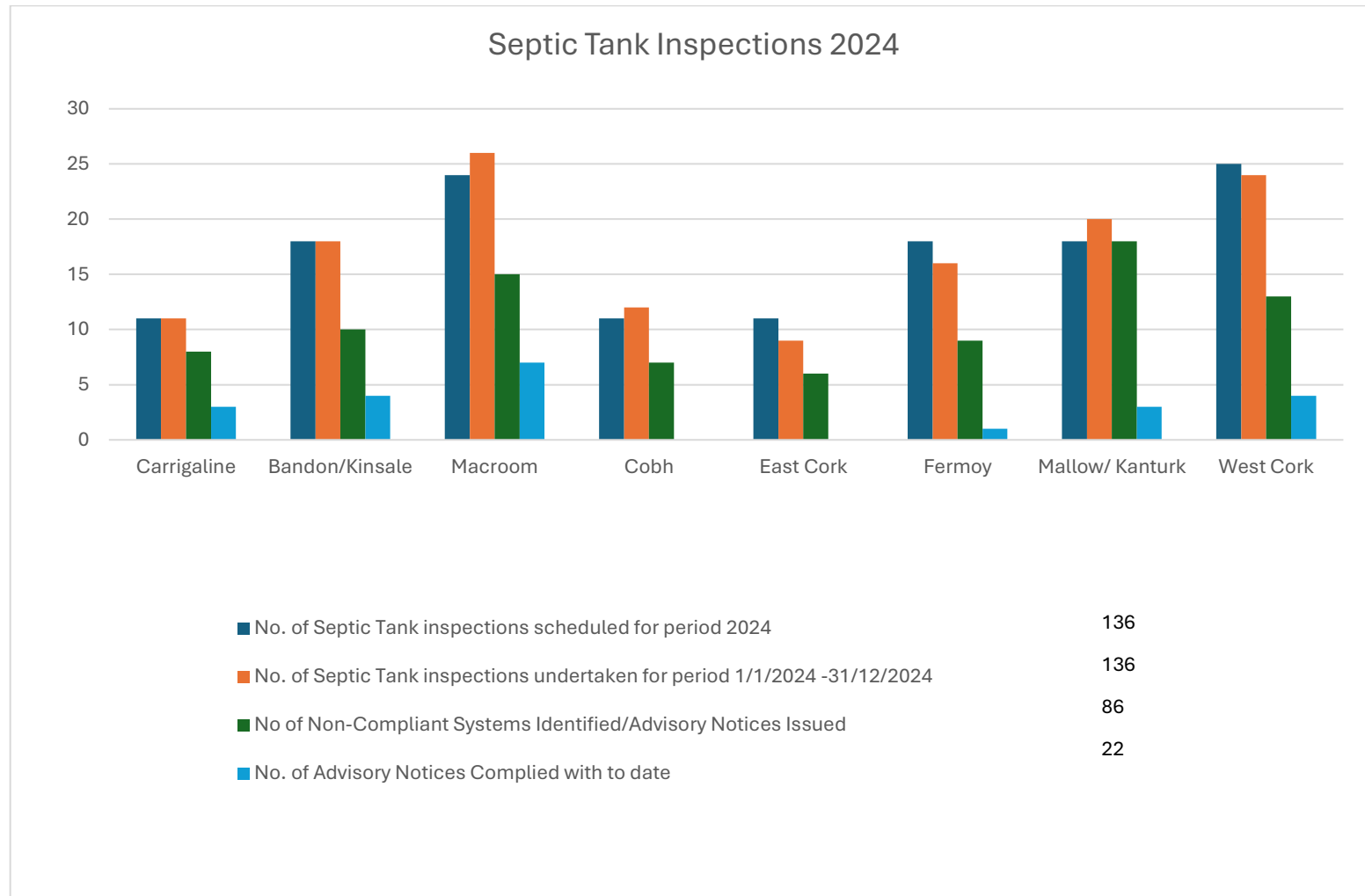
The 2022-2026 National Inspection Plan identifies 3 Risk Zones.

Risk Zone 1; These are areas where DWWTS pose a higher relative risk to surface waters. NIP requires 23 inspections in Zone 1 in 2023.

Risk Zone 2; These are areas where DWWTS pose a higher relative risk to private wells. NIP requires 91 inspections in Zone 2 in 2022.

Environment Services

Risk Zone 3; Zone 3 covers the rest of the country. NIP requires 22 inspections in Zone 3 in 2022. Sites for inspection have been selected in compliance with the requirements of the NIP



Environment Services

2.1.5 DWWTS Grant Payments by Cork County Council

Grant Scheme	2014	2015	2016	2017	2018	2019	2020	2021	2022	2023	2024
National Inspection Plan	2 Grants €3,151	8 Grants €17,185	9 Grants €18,282	6 Grants €15,031	3 Grants €6,867	4 Grants €7,177		1 Grant €5,000	8 Grants €22,560	2 Grants €2,532	5 Grants €22,980
High Status Areas	N/A	N/A	N/A	N/A	N/A		N/A	1 Incomplete Application	1 Grant paid €5,000	1 grant €5,000	5 Grants Paid €52,574
Priority Areas for Action	N/A	N/A	N/A	N/A	N/A		N/A	2 referrals to LAWPro for Approval.	1 Grant Paid €5,000		1 Grant Paid €12,000

Notes;

- Total of 57 DWWTS grants, worth €200,340, have been paid out since 2014, by Cork County Council.
- All grant payments have been recouped from Department of Housing, Local Government & Heritage.
- The grant schemes for High Status Areas, & Priority Areas for Action, were not available until 2020.
- The grant aid available is now 85% of approved costs up to a maximum of €12,000.
- Requirement for registration before 1/2/2013 has been removed.
- Grant is not payable if works have commenced before Council approval.
- Please email queries re grants to septicTankgrants@corkcoco.ie, providing an Eircode for the house will facilitate rapid assessment of eligibility.

Key Message

Too much sludge in the tank is one of the reasons for non-compliance in over 50% of cases. Householders are encouraged to desludge their septic tanks

2.1.6 Public Drinking Water

Full functional management of public water transferred to Uisce Éireann (UÉ) in September 2023. Monitoring information on individual water supplies can be found at <https://www.water.ie/water-supply/water-quality/>

Environment Services

2.1.7 Private Drinking Water Compliance Monitoring

Private DW supply type	No of Private DW supplies on CCC register in 2024	No of supplies scheduled for monitoring in 2024	No of private supplies monitored at least once by end-Q4 2024	No of samples scheduled for 2024	No of samples taken by end-Q4 2024	% of supplies compliant with Drinking Water Standards up to end-Q4 2024**
Private Group WS	23	23	23	46	55	70
Q4/2023	23	23	22	46	24	n/a
Small private supplies	255 (330)*	230	237	370	363	43
Q4/2023	396	139	130	245	164	n/a

*At the start of the year there were 330 active small private supplies on the Cork County Council register. This number is subject to review throughout the year, and currently stands at 255.

**This percentage is based on the number of supplies monitored at the time reporting, not the number of supplies on the register.

2.1.8 Bathing Water Compliance Programme

Note: Bathing Season monitoring extends from mid-May to mid-September*. In addition to bathing water sampling and testing outlined below, the Water Quality Laboratory also undertakes environmental education activities as required by the Blue Flag rules. Below table outlines the bathing water monitoring programme completed for 2024.

Total No of beaches in monitoring programme 2024	No of samples scheduled for 2024 Bathing water Season (May – Sept)	No of samples taken 2024	No. of compliant samples <i>E.Coli</i> <500 AND <i>I. Enterococci</i> <100	No of non-compliant samples 2024 <i>E. coli</i> > 500 OR <i>I. Enterococci</i> >100
29	155	166	164	2
By End – 2024	155	176	175	1

Environment Services

2.1.9 Bathing water quality status for Identified & Blue flag beaches

11 Identified Bathing waters attained Blue flag for the 2024 bathing season - Barleycove, Fountainstown, Garretstown, Garrylucas, Inchydoney East, Inchydoney West, Owenahincha, Redbarn, Tragumna, Youghal Claycastle, Youghal Front Strand.

Municipal District	Identified Bathing water	2024 Blue Flag Award	2023 Blue Flag Award	2022 Blue Flag Award	2022 Bathing water status (2018-2021 results)	2023 Bathing water status (2019-2022 results)	2024 Bathing water status*
Bandon/Kinsale	Coolmaine	No BF	No	Not BF	Good	Good	Good
	Garrylucas	Yes	Yes	Yes	Excellent	Excellent	Excellent
	Garretstown	Yes	Yes	Yes	Excellent	Excellent	Excellent
Carrigaline	Fountainstown	Yes	Yes	Yes	Excellent	Excellent	Excellent
East Cork	Garryvoe	No BF	No	No	Good	Good	Good
	Redbarn	Yes	Yes	Yes	Excellent	Excellent	Excellent
	Youghal Claycastle	Yes	Yes	Yes	Excellent	Excellent	Excellent
	Youghal Front strand	Yes	Yes	No	Excellent	Excellent	Excellent
West	Barleycove	Yes	Yes	Yes	Excellent	Excellent	Excellent
	Inchydoney West	Yes	Yes	Yes	Excellent	Excellent	Excellent
	Inchydoney East	Yes	Yes	Yes	Excellent	Excellent	Excellent
	Owenahincha	Yes	Yes	Yes	Excellent	Excellent	Excellent
	Tragumna	Yes	Yes	Yes	Excellent	Excellent	Excellent
	Warren	No BF	No	Yes	Good	Good	Good

Note:

Bathing Season monitoring extends from mid-May to mid-September*. In addition to bathing water sampling and testing the Water Quality Laboratory also undertakes environmental education activities as required by the Blue Flag rules. *The EPA is the sole arbiter of Bathing Water status, and this is based on 20 samples over 4 years. The status shown here is based on EPA/HSE criteria for assessment of a single sample.

Environment Services

2.1.10 Bathing water quality status for Green Coast Awards & candidate beaches

14 no. applications for Green Flag beaches submitted to An Taisce for the 2024 bathing season were awarded in June 2024

Municipal District	Beach	2024 Green Coast Award	2023 Green Coast Award	2022 Green Coast Award	2022 Bathing water status (2017-2020 results)	2023 Bathing water status (2018-2021 results)	2024 Bathing water status*
Bandon/Kinsale	Oysterhaven	No	Yes	Yes	Excellent	Good	Good
	Sandycove (candidate)	No	No	No	Excellent	Excellent	Excellent
Carrigaline	Rockybay	Yes	Yes	Yes	Excellent	Excellent	Excellent
	Fountainstown	Yes	Yes	Yes	Excellent	Excellent	Excellent
East Cork	Ring Beach	Yes	Yes	Yes	Excellent	Excellent	Excellent
	Inch Beach	Yes	Yes	Yes	Excellent	Excellent	Excellent
	Shanagarry (Ardnahinch)	Yes	Yes	Yes	Excellent	Excellent	Excellent
	Ballynamona	Yes	Yes	No	Excellent	Excellent	Excellent
West Cork	Ballyrisode	Yes	Yes	Yes	Excellent	Excellent	Excellent
	Cadogens	Yes	Yes	Yes	Excellent	Excellent	Excellent
	Galleycove	Yes	Yes	Yes	Excellent	Excellent	Excellent
	Garinish	Yes	Yes	Yes	Excellent	Excellent	Excellent

Environment Services

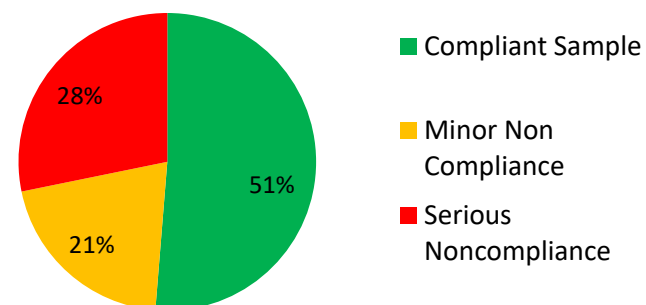
Municipal District	Beach	2024 Green Coast Award	2023 Green Coast Award	2022 Green Coast Award	2022 Bathing water status (2017-2020 results)	2023 Bathing water status (2018-2021 results)	2024 Bathing water status*
	Inchydoney East	Yes	Yes	Yes	Excellent	Excellent	Excellent
	Red strand	Yes	Yes	Yes	Excellent	Excellent	Excellent
	Dooneen	Yes	Yes	Yes	Excellent	Excellent	Excellent
	Sherkin island	Yes	Yes	Yes	Excellent	Excellent	Excellent
	Cape Clear (candidate)	No	No	No	Excellent	Excellent	Excellent

Environment Services

2.1.11 Trade Wastewater *Discharge License Inspection Program – S4 Discharges to water*

No. of S4 Inspections scheduled		No inspections undertaken YTD				
	Target	Q1	Q2	Q3	Q4	T
Carrigaline	15	1	0	0	18	19
Bandon-Kinsale	21	2	9	2	4	17
Macroom	26	7	5	6	10	28
Cobh	11	2	5	2	5	14
East Cork	21	1	8	7	5	21
Fermoy/Mitchelstown	16	1	5	2	8	16
Mallow/Kanturk	41	10	8	13	10	41
West Cork	43	3	12	3	22	40
Total	194	27	52	35	82	196
% Inspection plan completed		101%				

S4 Sample Compliance 2024



Note: S4 compliance remains to be assessed for Q4 2024.

Environment Services

2.2 Air & Noise

2.2.1 Numbers of licences under Air Pollution Acts and related regulations

<i>Licence Type</i>	<i>Municipal District</i>	<i>Q4 2023</i>	<i>Q1 2024</i>	<i>Q2 2024</i>	<i>Q3 2024</i>	<i>Q4 2024</i>	<i>+/- on Q4 2023</i>
<i>Solvent Regulation Certificates (Dry Cleaners)</i>	<i>Bandon/Kinsale</i>	<i>5</i>	<i>5</i>	<i>5</i>	<i>5</i>	<i>5</i>	<i>0</i>
	<i>Carrigaline</i>	<i>3</i>	<i>3</i>	<i>3</i>	<i>3</i>	<i>3</i>	<i>0</i>
	<i>Macroom</i>	<i>0</i>	<i>0</i>	<i>0</i>	<i>0</i>	<i>0</i>	<i>0</i>
	<i>Cobh</i>	<i>1</i>	<i>1</i>	<i>1</i>	<i>1</i>	<i>1</i>	<i>0</i>
	<i>East Cork</i>	<i>3</i>	<i>2</i>	<i>3</i>	<i>3</i>	<i>3</i>	<i>0</i>
	<i>Fermoy</i>	<i>3</i>	<i>3</i>	<i>3</i>	<i>2</i>	<i>2</i>	<i>-1</i>
	<i>Kanturk/Mallow</i>	<i>1</i>	<i>1</i>	<i>1</i>	<i>1</i>	<i>1</i>	<i>0</i>
	<i>West Cork</i>	<i>1</i>	<i>1</i>	<i>2</i>	<i>2</i>	<i>2</i>	<i>1</i>
	<i>TOTAL</i>	<i>17</i>	<i>16</i>	<i>18</i>	<i>17</i>	<i>17</i>	<i>0</i>
<i>Deco Paint Regulation</i>							

Environment Services

<i>Certificates (spray painters)</i>	<i>Bandon/Kinsale</i>	6	6	6	5	4	-2
	<i>Carrigaline</i>	3	3	3	3	4	1
	<i>Macroom</i>	2	1	1	2	2	0
	<i>Cobh</i>	3	3	3	3	3	0
	<i>East Cork</i>	10	9	9	9	10	0
	<i>Fermoy</i>	6	4	4	4	4	-2
	<i>Kanturk/Mallow</i>	6	6	6	6	6	0
	<i>West Cork</i>	6	6	6	6	6	0
	TOTAL	42	38	38	38	39	-3
<i>Petroleum Vapour Certificates</i>	<i>Bandon/Kinsale</i>	16	16	16	16	16	0
	<i>Carrigaline</i>	5	5	6	6	6	1
	<i>Macroom</i>	13	13	13	13	13	0
	<i>Cobh</i>	10	10	10	10	10	0

Environment Services

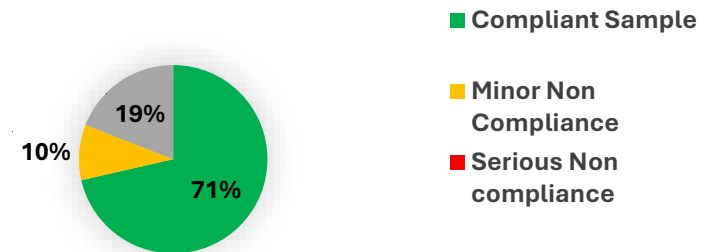
	<i>East Cork</i>	<i>10</i>	<i>10</i>	<i>10</i>	<i>10</i>	<i>10</i>	<i>0</i>
	<i>Fermoy</i>	<i>15</i>	<i>16</i>	<i>16</i>	<i>16</i>	<i>16</i>	<i>2</i>
	<i>Kanturk/Mallow</i>	<i>14</i>	<i>14</i>	<i>16</i>	<i>17</i>	<i>17</i>	<i>2</i>
	<i>West Cork</i>	<i>20</i>	<i>20</i>	<i>21</i>	<i>21</i>	<i>21</i>	<i>1</i>
	<i>TOTAL</i>	<i>103</i>	<i>105</i>	<i>108</i>	<i>109</i>	<i>109</i>	<i>6</i>
<i>Stage II Petroleum Vapour Certificates*</i>	<i>Bandon/Kinsale</i>	<i>0</i>	<i>1</i>	<i>1</i>	<i>1</i>	<i>1</i>	<i>1</i>
	<i>Carrigaline</i>	<i>1</i>	<i>1</i>	<i>1</i>	<i>1</i>	<i>1</i>	<i>0</i>
	<i>Macroom</i>	<i>1</i>	<i>1</i>	<i>1</i>	<i>1</i>	<i>1</i>	<i>0</i>
	<i>Cobh</i>	<i>1</i>	<i>1</i>	<i>1</i>	<i>1</i>	<i>1</i>	<i>0</i>
	<i>East Cork</i>	<i>2</i>	<i>2</i>	<i>2</i>	<i>2</i>	<i>2</i>	<i>0</i>
	<i>Fermoy</i>	<i>1</i>	<i>1</i>	<i>1</i>	<i>1</i>	<i>1</i>	<i>0</i>
	<i>Kanturk/Mallow</i>	<i>3</i>	<i>3</i>	<i>3</i>	<i>4</i>	<i>4</i>	<i>1</i>
	<i>West Cork</i>	<i>2</i>	<i>2</i>	<i>2</i>	<i>2</i>	<i>2</i>	<i>0</i>
	<i>TOTAL</i>	<i>11</i>	<i>12</i>	<i>12</i>	<i>13</i>	<i>13</i>	<i>2</i>

Environment Services

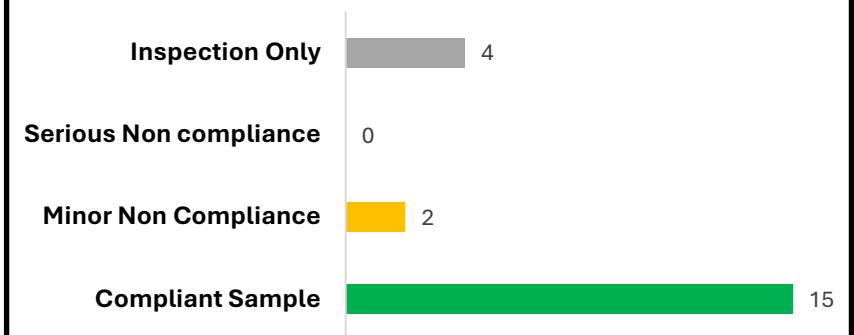
2.2.2 Inspections under Air Pollution Acts and related regulations

No. APA Inspections scheduled		No inspections undertaken YTD				
	Target	Q1	Q2	Q3	Q4	Σ
Carrigaline	4	0	2	0	2	4
Bandon-Kinsale	2	0	1	0	1	2
Macroom	2	0	1	0	1	2
Cobh	8	0	4	0	5	9
Mallow/Kanturk	2	0	1	0	1	2
West Cork	2	0	1	0	1	2
Total	20	0	10	0	11	21
% Inspection plan completed		105%				

APA Site Inspections Compliance



2024 Inspections/Compliance



Environment/Climate Action/Emergency Services/Rural Broadband

2.2.3 Coal Regulations –Low Smoke Zone Inspection Program

Year	No. of Inspections Planned	Advisory Letters[1]	Inspections carried out 2024	Non-Compliances	Warning Letters	Enforcement Proceedings	% Overall Compliance level rel. to inspections undertaken
2024							
Q1	30	0	30	3	5	0	90%
Q2	0	0	0	0	0	0	N/A
Q3	0	0	0	0	0	0	N/A
Q4	60	0	0	0	0	0	99%
Total	90	0	30	3	5	0	99%

2.2.4 Coal Regulations –Mobile/Multi-Agency Checkpoints

Year	No. of Inspections Planned	Advisory Letters	Inspections carried out 2024	Non-Compliances	Warning Letters	Enforcement Proceedings	% Overall Compliance level rel. to inspections undertaken
2024							
Q1	1	0	1	0	0	0	100%
Q2	0	0	0	0	0	0	N/A
Q3	0	0	0	0	0	0	N/A
Q4	1	0	0	0	0	0	N/A
Total	2	0	1	0	0	0	100%

(01_2025_W)

Environment/Climate Action/Emergency Services/Rural Broadband

2.3 Waste

2.3.1 Inspections 1st October 31st - December 2024

	Municipal District								Q4 Totals
	Bandon - Kinsale	Carrigaline	Cobh	East Cork	Fermoy	Macroom	Mallow-Kanturk	West Cork	
Flytipping & Illegal Dumping	12	9	10	12	19	42	5	10	119
Waste Presentation & Backyard Burning	0	0	1	3	1	4	1	3	13
Abandoned Vehicles	3	3	0	5	6	4	0	7	28
Article 27 By-Product	3	3	4	2	2	0	5	2	21
Producer Responsibility (WEEE/Tyres/Packaging/etc.)	6	5	11	3	4	2	3	4	38
Food Waste (domestic & commercial)	1	0	0	0	0	1	1	1	4
Vehicle Checkpoints*	0	0	0	0	0	4	0	1	5
Other Waste Enforcement	7	14	21	12	4	17	4	15	94
Total	32	34	47	37	36	74	19	43	322

**Vehicle Checkpoint Inspections refers to the number of Vehicle Checkpoints carried out in the quarter.*

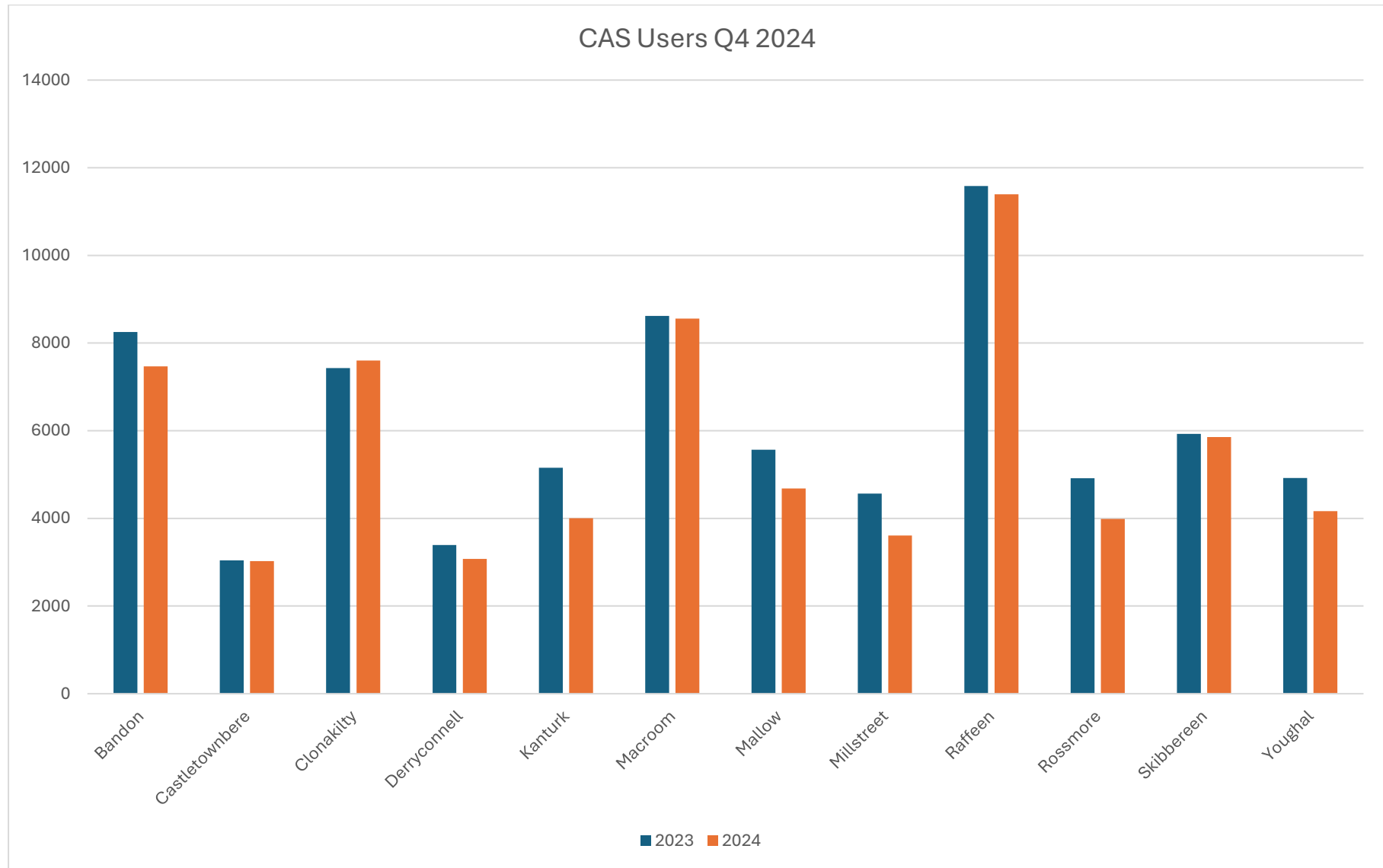
Each checkpoint is attended by multiple staff, and many multiples of vehicles are inspected.

Environment/Climate Action/Emergency Services/Rural Broadband

2.3.2 Civic Amenity Sites 1st January – 31st December 2024

2	Zone	Location	Material	Tonnage	Tonnage	Tonnage	Tonnage	TOTAL	TOTAL
				Q1 2024	Q2 2024	Q3 2024	Q4 2024	2023	2024
1	Castletownbere	Recyclables		78.70	86.64	100.87	84.93	332.18	351.14
		Waste		75.31	80.72	109.27	83.13	335.71	348.43
	Clonakilty	Recyclables		205.51	220.55	221.42	185.79	817.98	833.27
		Waste		135.74	117.84	149.40	126.78	526.40	529.76
	Derryconnell	Recyclables		79.98	97.71	94.55	77.23	349.78	349.47
		Waste		95.72	93.47	110.07	75.34	403.66	374.60
	Skibbereen	Recyclables		68.21	73.30	78.78	64.70	293.95	284.99
		Waste		50.90	51.53	67.35	48.07	209.60	217.85
2	Bandon	Recyclables		363.93	414.39	428.49	349.91	1,480.02	1,556.72
		Waste		189.26	191.00	214.78	189.64	759.28	784.68
	Macroon	Recyclables		275.51	288.42	314.55	236.99	1,024.57	1,115.47
		Waste		259.64	247.18	244.64	244.42	1,003.66	995.88
	Raffeen	Recyclables		600.58	884.26	739.62	630.27	2,960.42	2,854.73
		Waste		513.64	578.90	578.52	534.14	2,192.84	2,205.20
3	Rossmore	Recyclables		365.48	434.83	503.29	352.55	1,505.33	1,656.15
		Waste		382.33	407.07	415.61	365.17	1,650.98	1,570.18
	Youghal	Recyclables		153.57	186.43	206.60	165.69	741.33	712.29
		Waste		264.02	278.45	278.57	222.21	1,015.94	1,043.25
4	Kanturk*	Recyclables		166.13	212.20	212.12	180.49	841.47	770.94
		Waste		215.23	247.44	241.74	249.65	836.20	954.06
	Mallow*	Recyclables		195.72	261.93	237.46	193.28	863.68	888.39
		Waste		210.84	222.20	202.22	185.08	812.08	820.34
	Millstreet*	Recyclables		138.81	148.12	181.24	131.23	578.98	599.40
		Waste		199.90	208.68	231.78	221.52	788.79	861.88

Environment/Climate Action/Emergency Services/Rural Broadband



Environment/Climate Action/Emergency Services/Rural Broadband

2.3.3 Bring Sites

Material	Tonnage Q1 2024	Tonnage Q2 2024	Tonnage Q3 2024	Tonnage Q4 2024	Total 2024	Total 2023
Glass Bottles	1,388.00	1,420.00	1485.00	1,385.00	5,678.00	5,690.00
Beverage Cans	25.80	15.88	9.55	1.50	52.73	77.50
Food Cans	31.61	37.32	38.35	41.90	149.18	97.22

2.3.4 Decisions made Waste Facility Permit & Waste Cert of Registration Applications

Waste Facility Permit/ Certificates of Registration	Municipal District							
	Bandon -Kinsale	Carrigaline	Cobh	East Cork	Fermoy	Macroom	Mallow- Kanturk	West Cork
Q1				1		1		3
Q2	2				1		2	
Q3					1			
Q4	1		1					1
2024 Totals	3		1	1	2	1	2	4
2023 Totals	2	2	4	1	1	5	3	1

Environment/Climate Action/Emergency Services/Rural Broadband

<i>Inspections 1st October - 31st December</i>								
	Municipal District							
	Bandon / Kinsale	Carrigaline	Cobh	East Cork	Fermoy	Macroom	Mallow / Kanturk	West Cork
Waste Facility Permit				5	3	2	3	3
Waste Collection Permit	1			3			2	

2.3.5 Litter Fines - Environment Directorate Litter Wardens & M.D. Wardens

MDC	Issued				Cancelled				Paid				Sent for Prosecution			
	Q1	Q2	Q3	Q4	Q1	Q2	Q3	Q4	Q1	Q2	Q3	Q4	Q1	Q2	Q3	Q4
Carrigaline	1			1					2							
Bandon / Kinsale	6	1	1			1			2	1		1				
Macroom																
Cobh	2	2		2						2		2				
East Cork	1	2								1	1					
Fermoy	1	2	6	3					1	2	2	3				1
Kanturk / Mallow	10	9	2	4		1			5	4	3		2	2	6	1
West Cork			1													
TOTAL 2024	21	16	10	10	0	2	0	0	10	10	6	6	2	2	6	2
TOTAL 2023	27	19	29	8	1			1	17	17	16	4	3	5	6	8

Environment/Climate Action/Emergency Services/Rural Broadband

Type	Q1	Q2	Q3	Q4	Total
Air	35	54	82	48	219
Noise	27	45	40	34	146
Waste	378	335	236	238	1187
Waste water	23	37	29	26	115
Water (to be categorised)	15	13	14	19	61
Water Quality	49	28	35	35	147
Total 2024	527	512	436	400	1875
Total 2023	528	431	368	352	1679

2.3.6 Anti Litter Unit & Other Environmental Complaints by MDC

	Municipal District								Not Assigned MDC/ Not in Co.Cork
	Bandon - Kinsale	Carrigaline	Cobh	East Cork	Fermoy	Macroon	Mallow-Kanturk	West Cork	
Q1	60	60	47	61	46	49	91	85	28
Q2	43	59	71	50	47	39	105	74	24
Q3	37	57	41	46	48	52	74	67	14
Q4	46	44	34	47	39	29	86	47	28
2024 Totals	186	220	193	204	180	169	356	273	94
2023 Totals	173	212	149	220	144	196	256	267	62

Environment/Climate Action/Emergency Services/Rural Broadband

Anti-Litter Unit Statistics	Q1	Q2	Q3	Q4	Total 2024	Total 2023
Fly-tipping Complaint Investigations	271	302	165	153	738	960
Fly-tipping Cleanup Jobs	307	222	136	77	665	793
Fly-Tipping Units on Litter duty (Days)	35	33	25	21	93	106
Waste Collected (Tonnes)	48.10	72.40	32.30	17.60	152.80	147.90

2.3.7 Total Prosecutions (under WMA 1997)

	Municipal District							
Q4	Fermoy	Kanturk /Mallow	Carrigaline	Macroom	Cobh	East Cork	Bandon/ Kinsale	West Cork
COMPLETE						2		
PENDING	1	1	1		2	2		2
TOTAL	1	1	1		2	4		2

Environment/Climate Action/Emergency Services/Rural Broadband

2.4 Veterinary & Food Safety

2.4.1 Number of Dog Licences issued

Licence Type	Carrigaline	Macroom	Cobh	East Cork	Kanturk Mallow	Fermoy	West Cork	Bandon Kinsale	Total No. Issued as at 31/12/2024		Total 2024	Total 2023
Ordinary Dog Licences	2836	2969	2755	3666	4362	2942	4228	3006	26,764		26,764	27,976
									An Post 18,091	Online: 8673		
General Dog Licences	7	16	1	13	17	13	9	12	88		88	87
									An Post n/a	CCC Office: 88		
Life Time Licences	94	112	76	100	131	50	143	119	825		825	838
									An Post 254	Online: 571		

Total Number of Stray Dogs Entering Pound /Surrendered /Seized for period: 1st Jan 2024 – 31st December 2024 : 185

Total No. Rehomed / Reclaimed: 149 . Total No. Euthanised: 35 Total No. .Natural Causes: 1

Please note not all returns are in yet for this Qtr .

2.4.2 Number of Lifetime Dog Licenses Purchased over past 10 years

Year	2013	2014	2015	2016	2017	2018	2019	2020	2021	2022	2023	Total
No. of Lifetime Dog Licenses	14	7	18	24	129	305	545	655	825	855	838	4215

Environment/Climate Action/Emergency Services/Rural Broadband

2.4.3 No. of Dog Fines Issued

Licence Type	Carrigaline	Macroom	Cobh	East Cork	Kanturk Mallow	Fermoy	West Cork	Bandon Kinsale	Total No. Issued as @ 31/12/2024	Total 2023
Fines Issued	10	35	10	36	49	36	15	42	233	257
Section 16(1) notices issued	119	125	115	155	183	124	177	130	1128	1168
Prosecutions issued	0	5	3	11	45	10	3	1	78	76

2.4.4 No. of Registered Dog Breeding Establishments

Type of DBE	Carrigaline	Macroom	Cobh	East Cork	Kanturk Mallow	Fermoy	West Cork	Bandon Kinsale	Total No. of Registered Establishments as at 31/12/24	Total 2023
Commercial Dog Breeders	0	0	0	0	2	0	2	2	6	9
Hunt/Harrier	1	3	0	1	3	5	0	3	16	19
Boarding Kennels	0	1	0	0	2	1	2	0	6	6
Charities	0	0	0	0	0	0	0	0	0	0
Total No. Establishments.	1	4	0	1	7	6	4	5	28	34

Environment/Climate Action/Emergency Services/Rural Broadband

2.4.5 Approved/Registered Food Premises

Type of premises	Cork City	Carrigaline	Macroon	Cobh	East Cork	Kanturk Mallow	Fermoy	West Cork	Bandon Kinsale	Total 31/12/24	Total Year End 2023
Slaughter houses (Active)	2	0	0	0	3	1	5	9	1	21	21
Slaughter houses (Inactive)	0	0	0	0	0	2	1	3	1	7	7
Meat Manf. Premises	14	1	4	1	0	1	3	3	0	27	28
Reg'd Premises	0	0	2	2	2	2	1	1	0	10	10
Totals	16	1	6	3	5	6	10	16	2	65	66

2.4.6 Control of Horses

Category	Carrigaline	Macroon	Cobh	East Cork	Kanturk Mallow	Fermoy	West Cork	Bandon Kinsale	Total as @ 31/12/24	Total 2023
Number of Stray Horses collected	0	0	5	5	18	2	1	2	33	41
Number Reclaimed	0	0	0	0	4	0	0	0	4	12
Number Rehomed (Rescues/Charities)	0	0	5	5	14	2	1	2	29	29
Number Euthanised at Pound	0	0	0	0	0	0	0	0	0	0
Number to Sanctuaries	0	0	0	0	0	0	0	0	0	0
No. at Pound 31/12/24	0	0	0	0	0	0	0	0	0	0
No. Aborted Trips	0	0	0	0	7	0	0	1	8	4

*Note: Total recoupment payable by DAFM to LAs for horses for collection to disposal from 1st Jan, 2015 is €375 (Circular 2 2014 - reduction of €75).